

 **Official Distributor**

FAGOR 

 **Jemz**

New

2009

 **sammic**

univerbar

perfect
geometrically designs
by **Línea Blanca**

 Ricambi per
Lavaggio

 Spare parts for
Washing equipment

 Ersatzteile für
Spültechnik

 Repuestos para
Lavado



1982

2009





Indice generale • **Inhaltsübersicht**
 General contents • **Índice general**



Página/Seite
Page/Página

Lavaggio • Spültechnik
Washing equipment • Lavado

Indice diviso per famiglia di prodotti
 Index divided into product families
Inhaltsverzeichnis nach Produktgruppen sortiert
 Índice dividido por familia de productos

2

Indice fotografico
 Photographic index
Fotographisches Verzeichnis
 Índice fotográfico

3

Ricambi divisi per famiglia di prodotti
 Spares divided into product families
Ersatzteile nach Produktgruppen sortiert
 Repuestos divididos por familia de productos

7

Codici ricerca rapida • Einfachere Suche
Quick search code • Códigos búsqueda rápida

263

 **Official Distributor**





LF spa non si assume alcuna responsabilità in ordine alle caratteristiche, ai dati tecnici ed ai possibili errori riportati nella presente o derivanti dall'utilizzo della stessa. La presente pubblicazione è di esclusiva proprietà LF spa la quale pone il divieto assoluto di riproduzione e divulgazione se non espressamente autorizzata da LF stessa.



All rights reserved. No part of this publication may be reproduced without written permission of **LF spa**.



LF spa, Nachdruck, auch auszugsweise verboten.



LF spa. Reservado todos los derechos del uso de este ejemplar. No se permite la reproducción total o parcial de este catalogo sin el permiso previo de los titulares del Copyright.



Lavaggio

Washing equipment

Spültechnik

Lavado



Costruttori • Hersteller
Manufacturers • Fabricantes

Fagor

Jemi

Linea Blanca

Sammic

Tornado - (Linea Blanca)

Univerbar





Lavaggio - Indice diviso per famiglia di prodotti

Washing equipment - Index divided into product families

Spültechnik - Inhaltsverzeichnis nach Produktgruppen sortiert

Lavado - Índice dividido por familia de productos

Boiler	7	Air chambers	8	Ablaufschläuche	248	Bisagras	12
Camere d' aria	8	Baskets	15	Ablaufventile	183	Bombas	31
Cerniere	12	Bearings	25	Anlegethermostate	244	Bornes Terminales	110
Cestelli	15	Boilers	7	Anschlußstücke	201	Calderín	7
Commutatori	19	Contact thermostats	244	Boiler	7	Camaras de aire	8
Condensatori di spunto	22	Curtains	239	Dichtungen	60	Cestillos	15
Contentori brillantante	23	Door catches	225	Dosiergeräte	26	Cierres	225
Contentori sale	24	Door labyrinthes	78	Elektronische Platinen	224	Condensadores de arranque	22
Cuscinetti	25	Drain assembles	183	Entkalker	25	Conmutadores	19
Decalcificatori	25	Feet	182	Federn	106	Contactores	233
Dosatori	26	Filters	55	Filter	55	Contenedores abrillantador	23
Elettropompe	31	Fittings	201	Führungen	70	Contenedores sal	24
Elettrovalvole	52	Gaskets	60	Geräteküße	182	Cortinas	239
Filtri	55	Handles	96	Griffe	96	Descalcificadores	25
Guaine	59	Heating elements	205	Heizkörper	205	Dosificadores	26
Guarnizioni	60	Hinges	12	Hülsen	59	Electroválvulas	52
Guide	70	Hoses	84	Klarspülmittelbehälter	23	Filtros	55
Interruttori e Pulsanti	71	Knobs	97	Klemmbretter	110	Guías	70
Labirinti porta	78	Lamps	79	Knebel	97	Interruptores y Pulsadores	71
Lampade	79	Level regulators	202	Körbe	15	Juntas	60
Manicotti	84	Load pipes	246	Kugellager	25	Laberintos puertas	78
Maniglie	96	Microswitches	98	Lampen	79	Lámparas	79
Manopole	97	Motors	111	Luftfalle	8	Latiguillos de entrada	246
Microinterruttori	98	Overflow pipes	252	Magnetventile	52	Mandos	97
Minuteria	102	Pegs	224	Mikroschalter	98	Manetas	96
Molle	106	Pipe connectors	188	Motoren	111	Manguitos	84
Morsettiere	110	Pressure control	190	Niveauregler	202	Microinterruptores	98
Motori	111	Printed circuit boards	224	Pressostate	190	Molinetes lavado y aclarado	113
Mulinelli lavaggio e risciacquo	113	Probes	227	Programmzeitschalter	194	Motores	111
Piedini	182	Pumps	31	Pumpen	31	Muelles	106
Pilette	183	Rating-plates	228	Relais	202	Patas	182
Portagomma	188	Relays	202	Salzbehälter	24	Placas electrónicas	224
Pressostati	190	Remote control switches	233	Schalter und Taster	71	Porta gomas	188
Programmatori	194	Rinse aid containers	23	Schalterschütze	233	Presostatos	190
Raccordi	201	Rinse aid pumps	26	Scharniere	12	Programadores	194
Regolatori di livello	202	Salt containers	24	Schilder für Schaltungen	228	Racores	201
Relé	202	Scale removers	25	Schlauchanschlüsse	188	Reguladores nivel	202
Resistenze	205	Screws	102	Schrauben	102	Relés	202
Saltarelli	224	Selector switches	19	Sonden	227	Resistencias	205
Schede elettroniche	224	Sheathings	59	Startkondensatoren	22	Rociadores lavado y aclarado	257
Scrocchetti	225	Slide ways	70	Telethermometer	235	Rodamientos	25
Sonde	227	Solenoid valves	52	Thermostate	240	Sondas	227
Targhe comandi	228	Springs	106	Timer	238	Tarjetas (mandos)	228
Teleruttori	233	Starting capacitors	22	Transformatoren	246	Teletermómetros	235
Teletermometri	235	Switches and Push buttons	71	Türlabyrinth	78	Temporizadores	238
Temporizzatori	238	Telethermometers	235	Türschnapper	225	Termostatos	240
Tendine	239	Terminal blocks	110	Überlaufrohre	252	Termostatos de contacto	244
Termostati	240	Thermostats	240	Ventile	261	Tornillería	102
Termostati a contatto	244	Timers	194	Vorhänge	239	Transformadores	246
Trasformatori	246	Timers	238	Vorschublinken	224	Tubos descarga agua	248
Tubi di carico	246	Transformers	246	Wahlschalter	19	Tubos rebosaderos	252
Tubi di scarico	248	Valves	261	Wasch- und Nachspülarne	113	Uñas	224
Tubi troppopieno	252	Wash and rinse arms	113	Wasch- und Nachspüldüsen	257	Vainas	59
Ugelli lavaggio e risciacquo	257	Wash and Rinse jets	257	Wasserschläuche	84	Válvulas	261
Valvole	261	Water outlet pipes	248	Zulaufschläuche	246	Válvulas desagüe	183



Indice Fotografico • **Fotographisches Verzeichnis** Photographic index • **Índice fotográfico**

Pagina • **Seite**
 Page • **Página**

Página • **Seite**
 Page • **Página**

7		<p>Boiler</p> <p>Boilers</p> <p>Boiler</p> <p>Calderín</p>	24		<p>Contenitori sale</p> <p>Salt containers</p> <p>Salzbehälter</p> <p>Contenedores sal</p>
8		<p>Camere d' aria</p> <p>Air chambers</p> <p>Luftfalle</p> <p>Camaras de aire</p>	25		<p>Cuscinetti</p> <p>Bearings</p> <p>Kugellager</p> <p>Rodamientos</p>
12		<p>Cerniere</p> <p>Hinges</p> <p>Scharniere</p> <p>Bisagras</p>	25		<p>Decalcificatori</p> <p>Scale removers</p> <p>Entkalker</p> <p>Descalcificadores</p>
15		<p>Cestelli</p> <p>Baskets</p> <p>Körbe</p> <p>Cestillos</p>	26		<p>Dosatori</p> <p>Rinse aid pumps</p> <p>Dosiergeräte</p> <p>Dosificadores</p>
19		<p>Commutatori</p> <p>Selector switches</p> <p>Wahlschalter</p> <p>Conmutadores</p>	31		<p>Elettropompe</p> <p>Pumps</p> <p>Pumpen</p> <p>Bombas</p>
22		<p>Condensatori di spunto</p> <p>Starting capacitors</p> <p>Startkondensatoren</p> <p>Condensadores de arranque</p>	52		<p>Elettrovalvole</p> <p>Solenoid valves</p> <p>Magnetventile</p> <p>Electroválvulas</p>
23		<p>Contenitori brillantante</p> <p>Rinse aid containers</p> <p>Klarspülmittelbehälter</p> <p>Contenedores abrillantador</p>	55		<p>Filtri</p> <p>Filters</p> <p>Filter</p> <p>Filtros</p>

Indice Fotografico • **Fotographisches Verzeichnis** Photographic index • **Índice fotográfico**



Pagina • **Seite**
Page • **Página**

Página • **Seite**
Page • **Página**








59		<p>Guaine Sheathings Hülsen Vainas</p>	<p>96</p>  <p>Maniglie Handles Griffe Manetas</p>
60		<p>Guarnizioni Gaskets Dichtungen Juntas</p>	<p>97</p>  <p>Manopole Knobs Knebel Mandos</p>
70		<p>Guide Slide ways Führungen Guías</p>	<p>98</p>  <p>Microinterruttori Microswitches Mikroschalter Microinterruptores</p>
71		<p>Interruttori e Pulsanti Switches and Push buttons Schalter und Taster Interruptores y Pulsadores</p>	<p>102</p>  <p>Minuteria Screws Schrauben Tornillería</p>
78		<p>Labirinti porta Door labyrinthes Türlabyrinth Laberintos puertas</p>	<p>106</p>  <p>Molle Springs Federn Muelles</p>
79		<p>Lampade Lamps Lampen Lámparas</p>	<p>110</p>  <p>Morsettiere Terminal blocks Klemmbretter Bornes Terminales</p>
84		<p>Manicotti Hoses Wasserschläuche Manguitos</p>	<p>111</p>  <p>Motori Motors Motoren Motores</p>



Indice Fotografico • **Fotographisches Verzeichnis** Photographic index • **Índice fotográfico**

Pagina • **Seite**
Page • **Página**

Página • **Seite**
Page • **Página**

113		<p>Mulinelli lavaggio e risciacquo Wash and rinse arms Wasch- und Nachspülarme Molinetes lavado y aclarado</p>	202		<p>Regolatori di livello Level regulators Niveauregler Reguladores nivel</p>
182		<p>Piedini Feet Gerätefüße Patas</p>	202		<p>Relé Relays Relais Relés</p>
183		<p>Pilette Drain assemblies Ablaufventile Válvulas desagüe</p>	205		<p>Resistenze Heating elements Heizkörper Resistencias</p>
188		<p>Portagomma Pipe connectors Schlauchanschlüsse Porta gomas</p>	205		<p>Resistenze Heating elements Heizkörper Resistencias</p>
190		<p>Pressostati Pressure control Pressostate Presostatos</p>	224		<p>Saltarelli Pegs Vorschublinken Uñas</p>
194		<p>Programmatori Timers Programmzeitschalter Programadores</p>	224		<p>Schede elettroniche Printed circuit boards Elektronische Platinen Placas electrónicas</p>
201		<p>Raccordi Fittings Anschlußstücke Racores</p>	225		<p>Scrocchetti Door catches Türschnapper Cierres</p>

Indice Fotografico • **Fotographisches Verzeichnis** Photographic index • **Índice fotográfico**



Pagina • **Seite**
Page • **Página**

Página • **Seite**
Page • **Página**

227		<p>Sonde Probes Sonden Sondas</p>	244		<p>Termostati a contatto Contact thermostats Anlegethermostate Termostatos de contacto</p>
228		<p>Targhe comandi Rating-plates Schilder für Schaltungen Tarjetas (mandos)</p>	246		<p>Trasformatori Transformers Transformatoren Transformadores</p>
233		<p>Teleruttori Remote control switches Schalterschütze Contactores</p>	246		<p>Tubi di carico Load pipes Zulaufschläuche Latiguillos de entrada</p>
235		<p>Teletermometri Telethermometers Telethermometer Teletermómetros</p>	248		<p>Tubi di scarico Water outlet pipes Ablaufschläuche Tubos descarga agua</p>
238		<p>Temporizzatori Timers Timer Temporizadores</p>	252		<p>Tubi troppopieno Overflow pipes Überlaufrohre Tubos rebosaderos</p>
239		<p>Tendine Curtains Vorhänge Cortinas</p>	257		<p>Ugelli lavaggio e risciacquo Wash and Rinse jets Wasch- und Nachspüldüsen Rociadores lavado y aclarado</p>
240		<p>Termostati Thermostats Thermostate Termostatos</p>	261		<p>Valvole Valves Ventile Válvulas</p>



Adattabile per • Suitable for • Passend für • Adaptable

FAGOR

3024045



BOILER ø 220x580 mm

3 fori per resistenze
per FAGOR LAVASTOVIGLIE FI160-FI200-FI200W-FI280
FI370-FI460-FI550-FI2700-FI4000-FI6000



BOILER ø 220x580 mm

3 holes for heat.element
for FAGOR DISHWASHER FI160-FI200-FI200W-FI280
FI370-FI460-FI550-FI2700-FI4000-FI6000

FAGOR 1200003017



BOILER ø 220x580 mm

3 Löcher für Heizkörper
für FAGOR SPÜLMASCHINE FI160-FI200-FI200W-FI280
FI370-FI460-FI550-FI2700-FI4000-FI6000



CALDERÍN ø 220x580 mm

3 agujeros para resistencias
para FAGOR LAVAVAJILLAS FI160-FI200-FI200W-FI280
FI370-FI460-FI550-FI2700-FI4000-FI6000



3024046



BOILER ø 130x310 mm



BOILER ø 130x310 mm

FAGOR 1200002017



BOILER ø 130x310 mm



CALDERÍN ø 130x310 mm



JEMI

3024047



BOILER ø 102x275 mm

per JEMI LAVASTOVIGLIE GS3



BOILER ø 102x275 mm

for JEMI DISHWASHER GS3

JEMI 0502003



BOILER ø 102x275 mm

für JEMI SPÜLMASCHINE GS3



CALDERÍN ø 102x275 mm

para JEMI LAVAVAJILLAS GS3



SAMMIC

3024044



BOILER ø 170x560 mm

per SAMMIC LAVASTOVIGLIE SU600S



BOILER ø 170x560 mm

for SAMMIC DISHWASHER SU600S

SAMMIC 2319037



BOILER ø 170x560 mm

für SAMMIC SPÜLMASCHINE SU600S



CALDERÍN ø 170x560 mm

para SAMMIC LAVAVAJILLAS SU600S





FAGOR

3060091



CAMERA D'ARIA

per FI30/48/50/64/72-LVR10-LVC12/15/21



AIR CHAMBER

for FI30/48/50/64/72-LVR10-LVC12/15/21

FAGOR Z203011000




LUFTFALLE

für FI30/48/50/64/72-LVR10-LVC12/15/21



CÁMARA DE AIRE

para FI30/48/50/64/72-LVR10-LVC12/15/21



1186318



GUARNIZIONE OR 03043 EPDM



O-RING 03043 EPDM

FAGOR Q307003000



O-RING-DICHTUNG 03043 EPDM



JUNTA OR 03043 EPDM



3060092



RACCORDO PER CAMERA D'ARIA



FITTING FOR AIR CHAMBER

FAGOR Z203012000



ANSCHLUSS FÜR LUFTFALLE



RACOR PARA CÁMARA DE AIRE



3060093



VITE PER RACCORDO



FITTING SCREW

FAGOR Z203013000



SCHRAUBE FÜR ANSCHLUSS



TORNILLO PARA RACOR



JEMI

3060040



CAMERA D'ARIA

per JEMI LAVASTOVIGLIE GS2-GS3-GS4/2-GS4/2AF-GS6
GS6AF-GS7-GS8/2-GS9-GS18-GS19-GS20-GS30-GS82-GS83
GS100-GS102



AIR CHAMBER

for JEMI DISHWASHER GS2-GS3-GS4/2-GS4/2AF-GS6
GS6AF-GS7-GS8/2-GS9-GS18-GS19-GS20-GS30-GS82-GS83
GS100-GS102

JEMI 4055001




LUFTFALLE

für JEMI SPÜLMASCHINE GS2-GS3-GS4/2-GS4/2AF-GS6
GS6AF-GS7-GS8/2-GS9-GS18-GS19-GS20-GS30-GS82-GS83
GS100-GS102



CÁMARA DE AIRE

para JEMI LAVAVAJILLAS GS2-GS3-GS4/2-GS4/2AF-GS6
GS6AF-GS7-GS8/2-GS9-GS18-GS19-GS20-GS30-GS82-GS83
GS100-GS102





Adattabile per • Suitable for • Passend für • Adaptable

LINEA BLANCA - TORNADO

3060094



CAMERA D'ARIA COMPLETA 88x37 mm

per LINEA BLANCA LAVASTOVIGLIE LC80-LC140-LC1000
LC1500-LC1700-LC2000-LC2300-LC2300TR-LC2600-LC2800
LC3800-LC4200



COMPLETE AIR CHAMBER 88x37 mm

for LINEA BLANCA DISHWASHER LC80-LC140-LC1000
LC1500-LC1700-LC2000-LC2300-LC2300TR-LC2600-LC2800
LC3800-LC4200



LUFTFALLE KOMPLETT 88x37 mm

f. LINEA BLANCA GESCHIRRSPÜLER LC80-LC140-LC1000
LC1500-LC1700-LC2000-LC2300-LC2300TR-LC2600-LC2800
LC3800-LC4200



CÁMARA DE AIRE COMPLETA 88x37 mm

para LINEA BLANCA LAVAVAJILLAS LC80-LC140-LC1000
LC1500-LC1700-LC2000-LC2300-LC2300TR-LC2600-LC2800
LC3800-LC4200



LINEA BLANCA A700102

3060042



CAMERA D'ARIA 85x37x54 mm

filetto ø 26 mm



AIR CHAMBER 85x37x54 mm

thread ø 26 mm



LUFTFALLE 85x37x54 mm

Gewinde ø 26 mm



CÁMARA DE AIRE 85x37x54 mm

rosca ø 26 mm



LINEA BLANCA A040308

3060043



RACCORDO PORTAGOMMA CAMERA D'ARIA



AIR CHAMBER HOSE END FITTING



SCHLAUCHANSCHLUSS FÜR LUFTFALLE



RACOR PORTAGOMA CÁMARA DE AIRE



LINEA BLANCA A040304

3060044



GUARNIZIONE CAMERA D'ARIA ø 32x25x2 mm



AIR CHAMBER GASKET ø 32x25x2 mm



DICHTUNG FÜR LUFTSACK ø 32x25x2 mm



JUNTA CÁMARA DE AIRE ø 32x25x2 mm



LINEA BLANCA A040043

3060045



GUARNIZIONE CAMERA D'ARIA ø 33x29x2 mm



AIR CHAMBER GASKET ø 33x29x2 mm



DICHTUNG FÜR LUFTSACK ø 33x29x2 mm



JUNTA CÁMARA DE AIRE ø 33x29x2 mm



LINEA BLANCA A040024



SAMMIC

3060098



CAMERA D'ARIA ø 44x117 mm
in plastica
per SAMMIC LAVASTOVIGLIE SU600S



AIR CHAMBER ø 44x117 mm
in plastic
for SAMMIC DISHWASHER SU600S

SAMMIC 2309200



LUFTHALLE ø 44x117 mm
aus Kunststoff
für SAMMIC SPÜLMASCHINE SU600S



CÁMARA DE AIRE ø 44x117 mm
de plástico
para SAMMIC LAVAVAJILLAS SU600S



3060099



CAMERA D'ARIA ø 44x50 mm
in plastica
per SAMMIC LAVASTOVIGLIE SL18-SL19



AIR CHAMBER ø 44x50 mm
in plastic
for SAMMIC DISHWASHER SL18-SL19

SAMMIC 2313131



LUFTHALLE ø 44x50 mm
aus Kunststoff
für SAMMIC SPÜLMASCHINE SL18-SL19



CÁMARA DE AIRE ø 44x50 mm
de plástico
para SAMMIC LAVAVAJILLAS SL18-SL19



UNIVERBAR

3060096



CAMERA D'ARIA ø 38x35 mm
in plastica
per UNIVERBAR LAVASTOVIGLIE MIX-TOP-MINIBET-BET37-MINIBETD
BET37D-BET40-BET40D-UBR530/2R-UBF530/2R-UBF850/2R



AIR CHAMBER ø 38x35 mm
in plastic
for UNIVERBAR DISHWASHER MIX-TOP-MINIBET-BET37-MINIBETD
BET37D-BET40-BET40D-UBR530/2R-UBF530/2R-UBF850/2R

UNIVERBAR 4032



LUFTHALLE ø 38x35 mm
aus Kunststoff
für UNIVERBAR SPÜLMASCHINE MIX-TOP-MINIBET-BET37-MINIBETD
BET37D-BET40-BET40D-UBR530/2R-UBF530/2R-UBF850/2R



CAMERA D'ARIA ø 38x35 mm
de plástico
para UNIVERBAR LAVAVAJILLAS MIX-TOP-MINIBET-BET37-MINIBETD
BET37D-BET40-BET40D-UBR530/2R-UBF530/2R-UBF850/2R



3060069



DADO ESAGONALE NORMALE M8 UNI 5588



HEXAGONAL NUT NORMALE M8 UNI 5588

UNIVERBAR 2018



MUTTER SECHSKANTIG NORMAL M8 UNI 5588



TUERCA HEXAGONAL NORMAL M8 UNI 5588



3060097



GUARNIZIONE PIANA 14x8x2 mm
per camera d'aria



FLAT GASKET 14x8x2 mm
for air chamber

UNIVERBAR 2017



DICHTUNG FLACH 14x8x2 mm
für Lufthalle



JUNTA PLANA ø 14x8x2 mm
para cámara de aire





Adattabile per • Suitable for • Passend für • Adaptable

3060095



CAMERA D'ARIA ø 38/40x90 mm

in plastica

per UNIVERBAR LAVASTOVIGLIE ERGON-ERGOND-MIDI40
MIDI40D-SINCRO-SINCROD-MIDI50-MIDI50D-LOGOS-LOGOSD
OMEGA-OMEGAD-COSMO-COMPACT-CASTA-BRAMA-MICRO



AIR CHAMBER ø 38/40x90 mm

in plastic

for UNIVERBAR DISHWASHER ERGON-ERGOND-MIDI40
MIDI40D-SINCRO-SINCROD-MIDI50-MIDI50D-LOGOS-LOGOSD
OMEGA-OMEGAD-COSMO-COMPACT-CASTA-BRAMA-MICRO

UNIVERBAR 1360



LUFFHALLE ø 38/40x90 mm

aus Kunststoff

für UNIVERBAR SPÜLMASCHINE ERGON-ERGOND-MIDI40
MIDI40D-SINCRO-SINCROD-MIDI50-MIDI50D-LOGOS-LOGOSD
OMEGA-OMEGAD-COSMO-COMPACT-CASTA-BRAMA-MICRO



CÁMARA DE AIRE ø 38/40x90 mm

de plástico

para UNIVERBAR LAVAVAJILLAS ERGON-ERGOND-MIDI40
MIDI40D-SINCRO-SINCROD-MIDI50-MIDI50D-LOGOS-LOGOSD
OMEGA-OMEGAD-COSMO-COMPACT-CASTA-BRAMA-MICRO



3060069



DADO ESAGONALE NORMALE M8 UNI 5588



HEXAGONAL NUT NORMALE M8 UNI 5588

UNIVERBAR 2018



MUTTER SECHSKANTIG NORMAL M8 UNI 5588



TUERCA HEXAGONAL NORMAL M8 UNI 5588



3060097



GUARNIZIONE PIANA 14x8x2 mm

per camera d'aria



FLAT GASKET 14x8x2 mm

for air chamber

UNIVERBAR 2017



DICHTUNG FLACH 14x8x2 mm

für Luffhalle



JUNTA PLANA ø 14x8x2 mm

para cámara de aire





FAGOR

3053181



TIRANTE PORTA
per FI30/48/50/64



TIE ROD FOR DOOR
for FI30/48/50/64

FAGOR Z200521000



TÜRGESTÄNGE
für FI30/48/50/64



TIRANTE PUERTA
para FI30/48/50/64



3053182



FERMO TIRANTE PORTA
per FI30/48/50/64/72



DOOR TIE ROD RETAINER
for FI30/48/50/64/72

FAGOR Z200522000



VORREIBER FÜR TÜRGESTÄNGE
für FI30/48/50/64/72



BLOQUEADOR TIRANTE PUERTA
para FI30/48/50/64/72



3053183



BATTUTA SCORRIMENTO ASTA
per FI30/48/50/64/72



SLIDING ROD STOP
for FI30/48/50/64/72

FAGOR Z200310000



BEGRENZUNGSANSCHLAG FÜR GLEITUNGSSTANGE
für FI30/48/50/64/72



PLACA DESLIZAMIENTO BARRA
para FI30/48/50/64/72



3053366



CERNIERA DX
per FAGOR LAVASTOVIGLIE FI30-FI48-FI48B-FI64-FI64B
MF48-MF64-FI50-FI72



RIGHTHAND DOOR HINGE
for FAGOR DISHWASHER FI30-FI48-FI48B-FI64-FI64B
MF48-MF64-FI50-FI72

FAGOR Z400515000



SCHARNIER RECHTS
für FAGOR SPÜLMASCHINE FI30-FI48-FI48B-FI64-FI64B
MF48-MF64-FI50-FI72



BISAGRA DERECHA
para FAGOR LAVAVAJILLAS FI30-FI48-FI48B-FI64-FI64
MF48-MF64-FI50-FI72



3053367



CERNIERA SX
per FAGOR LAVASTOVIGLIE FI30-FI48-FI48B-FI64-FI64B
MF48-MF64-FI50-FI72



LEFTHAND DOOR HINGE
for FAGOR DISHWASHER FI30-FI48-FI48B-FI64-FI64B
MF48-MF64-FI50-FI72

FAGOR Z400514000



SCHARNIER LINKS
für FAGOR SPÜLMASCHINEE FI30-FI48-FI48B-FI64-FI64B
MF48-MF64-FI50-FI72



BISAGRA IZQUIERDA
para FAGOR LAVAVAJILLAS FI30-FI48-FI48B-FI64-FI64
MF48-MF64-FI50-FI72





Adattabile per • Suitable for • Passend für • Adaptable

JEMI

3053369



TIRANTE DESTRO PER PORTA

per JEMI LAVASTOVIGLIE GS3-GS4-GS4/2AF-GS8/2-GS9



RIGHTHAND DOOR TIRE ROD

for JEMI DISHWASHER GS3-GS4-GS4/2AF-GS8/2-GS9



ZUGSTANGE RECHTS FÜR TÜR

für JEMI SPÜLMASCHINE GS3-GS4-GS4/2AF-GS8/2-GS9



TIRANTE DERECHO PUERTA

para JEMI LAVAVAJILLAS GS3-GS4-GS4/2AF-GS8/2-GS9



JEMI 0849001

3053370



TIRANTE SINISTRO PER PORTA

per JEMI LAVASTOVIGLIE GS3-GS4-GS4/2AF-GS8/2



LEFTHAND DOOS TIRE ROD

for JEMI DISHWASHER GS3-GS4-GS4/2AF-GS8/2



ZUGSTANGE LINKS FÜR TÜR

für JEMI SPÜLMASCHINE GS3-GS4-GS4/2AF-GS8/2



TIRANTE IZQUIERDO PUERTA

para JEMI LAVAVAJILLAS GS3-GS4-GS4/2AF-GS8/2



JEMI 0849011

3053371



MOLLA APERTURA PORTA ø 10x93 mm

per JEMI LAVASTOVIGLIE GS6-GS6AF-GS7-GS18-GS19
GS20



DOOR OPENING SPRING ø 10x93 mm

for JEMI DISHWASHER GS6-GS6AF-GS7-GS18-GS19
GS20



FEDER FÜR TÜRÖFFNUNG ø 10x93 mm

für JEMI SPÜLMASCHINE GS6-GS6AF-GS7-GS18-GS19
GS20



MUELLE APERTURA PUERTA ø 10x93 mm

para JEMI LAVAVAJILLAS GS6-GS6AF-GS7-GS18-GS19
GS20



JEMI 2521120

3053372



PULEGGIA PER CAVO CONTRAPESO

ø esterno 72 mm - ø interno 10 mm
per JEMI LAVASTOVIGLIE GS82M



PULLEY FOR COUNTERWEIGHT CABLE

external ø 72 mm - internal ø 10 mm
for JEMI DISHWASHER GS82M



RIEMENSCHIBE FÜR KABEL GEGENGEWICHT

ø Außen 72 mm - ø Innen 10 mm
für JEMI SPÜLMASCHINE GS82M



POLEA PARA CABLE CONTRAPESO

ø exterior 72 mm - ø interior 10 mm
para JEMI LAVAVAJILLAS GS82M



JEMI 4052082

3053368



CAVO PER CONTRAPPESO 800 mm

per JEMI LAVASTOVIGLIE GS82M



COUNTERWEIGHT CABLE 800 mm

for JEMI DISHWASHER GS82M



KABEL FÜR GEGENGEWICHT 800 mm

für JEMI SPÜLMASCHINE GS82M



CABLE PARA CONTRAPESO 800 mm

para JEMI LAVAVAJILLAS GS82M



JEMI 0821004



SAMMIC

3053373



ASSIEME TIRANTE PORTA ø 4x320 mm
per SAMMIC LAVASTOVIGLIE SL23-SL2



DOOR TIRE ROD ASSEMBLY ø 4x320 mm
for SAMMIC DISHWASHER SL23-SL2

SAMMIC 2309224



TÜRZUGSTANGE ø 4x320 mm KOMPLETT
für SAMMIC SPÜLMASCHINE SL23-SL2



CONJUNTO TIRANTE PUERTA ø 4x320 mm
para SAMMIC LAVAVAJILLAS SL23-SL2



3053374



FERMO TIRANTE PORTA CON PIASTRINA
per SAMMIC LAVASTOVIGLIE SL23-SL2



DOOR TIRE ROD RETAINER WITH PLATE
for SAMMIC DISHWASHER SL23-SL2

SAMMIC 2309566



VORREIBER FÜR TÜRGESTÄNE MIT PLATTE
für SAMMIC SPÜLMASCHINE SL23-SL2



BLOQUEO TIRANTE PUERTA CON PLACA
para SAMMIC LAVAVAJILLAS SL23-SL2



3053376



CERNIERA PORTA CON PERNO
per SAMMIC LAVASTOVIGLIE SL18-SL19



DOOR HINGE WITH PIN
for SAMMIC DISHWASHER SL18-SL19

SAMMIC 2313134



TÜRSCHARNIER MIT STIFT
für SAMMIC SPÜLMASCHINE SL18-SL19



BISAGRA PUERTA CON PERNO
para SAMMIC LAVAVAJILLAS SL18-SL19



3053375



GANCIO PER MOLLA
per SAMMIC LAVASTOVIGLIE SL1100B



SPRING HOOK
for SAMMIC DISHWASHER SL1100B

SAMMIC 2310608



HAKEN ZUR FEDEREINSTELLUNG
für SAMMIC SPÜLMASCHINE



GANCHO PARA MUELLE
para SAMMIC LAVAVAJILLAS SL1100B





Adattabile per • Suitable for • Passend für • Adaptable

FAGOR

3055030



CESTO OGGETTI VARI 500x500x100 mm

in plastica
altezza interna utile con accatastamento 75 mm



ALL-PURPOSE RACK 500x500x100 mm

in plastic
useful internal height when stacked 75 mm

FAGOR Z655301000

FAGOR 2101742100




MISCHGUTKORB 500x500x100 mm

aus Kunststoff
Innenhöhe mit Stapeln 75 mm



CESTO VARIOS OBJETOS 500x500x100 mm

en plástico
altura interior útil con apilamiento 75 mm



3055047



CESTO PIATTI 500x500x100 mm

per 12 PIATTI FONDI
per 18 PIATTI PIANI
in plastica



PLATE RACK 500x500x100 mm

for 12 SOUP PLATES
for 18 DINNER PLATES
in plastic

FAGOR Z655302000

FAGOR 2101742101



TELLERKORB 500x500x100 mm

für 12 TIEFE TELLER
für 18 GROBE TELLER
aus Kunststoff



CESTO PLATOS 500x500x100 mm

para 12 PLATOS HONDOS
para 18 PLATOS LLANOS
en plástico



3055532



CESTO BICCHIERI 395x395x150 mm

in plastica



GLASS RACK 395x395x150 mm

in plastic

FAGOR Z445320000



KÖRBER GLÄSER 395x395x150 mm

aus Kunststoff



CESTO VASOS 395x395x150 mm

en plástico



3055376



CESTO BICCHIERI 352x352x105 mm

in plastica
per LVC12/15



GLASS BASKET 352x352x105 mm

in plastic
for LVC12/15

FAGOR Z415320000



GLÄSERKORB 352x352x105 mm

aus Kunststoff
für LVC12/15



CESTO VASOS 352x352x105 mm

en plástico
para LVC12/15



3055054



CONTENITORE POSATE 105x105x131 mm



CUTLERY INSERT RACK 105x105x131 mm

FAGOR Z655314000



BESTECKKÖCHER 105x105x131 mm



CONTENEDOR CUBIERTOS 105x105x131 mm





3055502



CESTO BICCHIERI ø 360/280x130 mm

in plastica
ø superiore 360 mm
ø inferiore 280 mm
altezza 130 mm
per 40-42



GLÄSERKORB ø 360/280x130 mm

aus Kunststoff
ø oben 360 mm
ø unten 280 mm
Höhe 130 mm
für 40-42



GLASS RACK ø 360/280x130 mm

in plastic
upper ø 360 mm
lower ø 280 mm
height 130 mm
for models 40-42



CESTO VASOS ø 360/280x130 mm

en plástico
ø superior 360 mm
ø inferior 280 mm
altura 130 mm
para 40-42

FAGOR Z605304000

3055533



INSERTO ø 335 mm PER PIATTINI



SMALL PLATE INSERT RACK ø 335 mm



EINSATZ ø 335 mm FÜR TELLER



INSERTO ø 335 mm PARA PLATOS



FAGOR Z605302000

3055534



INSERTO ø 370 mm PER PIATTINI



SMALL PLATE INSERT RACK ø 370 mm



EINSATZ ø 370 mm FÜR TELLER



INSERTO ø 370 mm PARA PLATOS



FAGOR Z625302000

3055610



INSERTO CUCCHIAINI ø 105x100 mm

in plastica



TEASPOON CYLINDER ø 105x100 mm

in plastic



EINSATZ FÜR KLEINE LÖFFEL ø 105x100 mm

aus Kunststoff



INSERTO CUCHARILLAS ø 105x100 mm

en plástico



FAGOR Z605303000



Adattabile per • Suitable for • Passend für • Adaptable

LINEA BLANCA - TORNADO

3055535

 **CESTO BICCHIERI 490x425x115 mm**
in fili di ferro plastificato
per LINEA BLANCA LAVASTOVIGLIE LC2000

 **GLASS RACK 490x425x115 mm**
in plastic covered wires
for LINEA BLANCA DISHWASHER LC2000

 **KÖRBER GLÄSER 490x425x115 mm**
aus Eisendraht kunststoffbeschichtet
für LINEA BLANCA GESCHIRRSPÜLER LC2000

 **CESTO VASOS 490x425x115 mm**
en alambre de hierro plastificado
para LINEA BLANCA LAVAVAJILLAS LC2000



LINEA BLANCA A050307

3055536

 **CESTO PIATTI 490x425x115 mm**
in filo di ferro plastificato
per LINEA BLANCA LAVASTOVIGLIE LC2000

 **PLATE RACK 490x425x115 mm**
in plastic covered wires
for LINEA BLANCA DISHWASHER LC2000

 **KÖRBER TELLER 490x425x115 mm**
aus Eisendraht kunststoffbeschichtet
für LINEA BLANCA GESCHIRRSPÜLER LC2000

 **CESTO PLATOS 490x425x115 mm**
en alambre de hierro plastificado
para LINEA BLANCA LAVAVAJILLAS LC2000



LINEA BLANCA A050320

UNIVERBAR

3055451

 **CESTO PIATTI 500x500x106 mm**
in plastica

 **PLATE RACK 500x500x106 mm**
in plastic

 **TELLERKORB 500x500x106 mm**
aus Kunststoff

 **CESTO PLATOS 500x500x106 mm**
de plástico



UNIVERBAR 3275

3055452

 **CESTO POSATE 500x500x106 mm**
in plastica

 **CUTLERY RACK 500x500x106 mm**
in plastic

 **BESTECKKORB 500x500x106 mm**
aus Kunststoff

 **CESTILLO CUBIERTOS 500x500x106 mm**
de plástico



UNIVERBAR 3279

3055010

 **CESTO BICCHIERI 500x500x120 mm**
in filo di ferro plastificato

 **GLASS RACK 500x500x120 mm**
in plastic covered wire

 **GLÄSERKORB 500x500x120 mm**
aus Eisendraht kunststoffbeschichtet

 **CESTO VASOS 500x500x120 mm**
en alambre de hierro plastificado



UNIVERBAR 3211



305537



CESTO BICCHIERI 450x450x125 mm
in filo di ferro plastificato



GLASS RACK 450x450x125 mm
in plastic covered wire



GLASKORB 450x450x125 mm
aus Eisendraht kunststoffbeschichtet



CESTO VASOS 450x450x125 mm
en alambre de hierro plastificado



UNIVERBAR 4187

305538



CESTO BICCHIERI 400x400x135 mm
in filo di ferro plastificato



GLASS RACK 400x400x135 mm
in plastic covered wire



GLASKORB 400x400x135 mm
aus Eisendraht kunststoffbeschichtet



CESTO VASOS 400x400x135 mm
en alambre de hierro plastificado



UNIVERBAR 4173

3055231



CESTO BICCHIERI 370x370x135 mm
in filo di ferro plastificato



GLASS RACK 370x370x135 mm
in plastic covered wire



GLÄSERKORB 370x370x135 mm
aus Eisendraht kunststoffbeschichtet



CESTO VASOS 370x370x135 mm
en alambre de hierro plastificado



UNIVERBAR 4171

3055483



CESTO BICCHIERI ø 400x180 mm
in plastica



GLASS RACK ø 400x180 mm
in plastic



GLASKORB ø 400x180 mm
aus Kunststoff



CESTO VASOS ø 400x180 mm
de plástico



UNIVERBAR 4177

305539



CESTO BICCHIERI ø 380x170 mm
in plastica



GLASS RACK ø 380x170 mm
in plastic



GLASKORB ø 380x170 mm
aus Kunststoff



CESTO VASOS ø 380x170 mm
de plástico



UNIVERBAR 4165



Adattabile per • Suitable for • Passend für • Adaptable

FAGOR

3057216



COMMUTATORE 4 POSIZIONI

perno mezzaluna 6x4,6 mm



4 POSITIONS SELECTOR SWITCH

D-shaped pin 6x4,6 mm

FAGOR Z223001000

EGO 4942915704



SCHALTER 4 STELLUNGEN

halbmondförmige Stift ø 6x4,6 mm



CONMUTADOR 4 POSICIONES

perno media luna 6x4,6 mm



3057242



COMMUTATORE 0-2 POSIZIONI

perno mezzaluna ø 6x4,6 mm



SELECTOR SWITCH 0-2 POSITIONS

D-shaft ø 6x4,6 mm

FAGOR Z433001000



SCHALTER 0-2 POSITIONEN

Achse ø 6x4,6 mm



CONMUTADOR 0-2 POSICIONES

perno ø 6x4,6 mm



3057126



COMMUTATORE CICLI 2 POSIZIONI

perno a mezzaluna 6x4,6 mm.

per FI48/64/72



CYCLE SELECTOR SWITCH 2 POSITIONS

D spindle ø 6x4.6 mm

for FI48/64/72

FAGOR Z213003000



PROGRAMMUMSCHALTER 2 STELLUNGEN

halbmondförmige Achse 6x4,6 mm

für FI48/64/72



CONMUTADOR CICLOS 2 POSICIONES

perno a media luna 6x4,6 mm

para FI48/64/72



3057127



COMMUTATORE CICLI 6 POSIZIONI

perno a mezzaluna 6x4,6 mm.

per FI100



CYCLE SELECTOR SWITCH 6 POSITIONS

D spindle ø 6x4.6 mm

for FI100

FAGOR Z683085000



PROGRAMMUMSCHALTER 6 STELLUNGEN

halbmondförmige Achse 6x4,6 mm

für FI100



CONMUTADOR CICLOS 6 POSICIONES

perno a media luna 6x4,6 mm

para FI100



3057243



COMMUTATORE 0-3 POSIZIONI

perno mezzaluna ø 6x4,6 mm - 16A 250V

per FAGOR LAVASTOVIGLIE FI



SELECTOR SWITCH 0-3 POSITIONS

D-shaft ø 6x4.6 mm - 16A 250V

for FAGOR DISHWASHER FI

FAGOR Z273005000



SCHALTER 0-3 POSITIONEN

Achse ø 6x4,6 mm - 16A 250V

für FAGOR SPÜLMASCHINE FI



CONMUTADOR 0-3 POSICIONES

perno ø 6x4,6 mm - 16A 250V

para FAGOR LAVAVAJILLAS FI





JEMI

3057060



COMMUTATORE ACCENSIONE 16A 250V

perno 6x4,6 mm

per JEMI LAVASTOVIGLIE GS4/2-GS4/2AF-GS6-GS6AF
GS8/2-GS9-GS18-GS19-GS30-GS82-GS82M
per JEMI FORNO 900-700-600-550



IGNITION SELECTOR SWITCH 16A 250V

shaft 6x4.6 mm

for JEMI DISHWASHER GS4/2-GS4/2AF-GS6-GS6AF
GS8/2-GS9-GS18-GS19-GS30-GS82-GS82M
for JEMI OVEN 900-700-600-550



HAUPTSCHALTER 16A 250V

Achse \varnothing 6x4,6

für JEMI SPÜLMASCHINE GS4/2-GS4/2AF-GS6-GS6AF
GS8/2-GS9-GS18-GS19-GS30-GS82-GS82M
für JEMI OFEN 900-700-600-550



CONMUTADOR ENCENDIDO 16A 250V

perno 6x4,6 mm

para JEMI LAVAVAJILLAS GS8/2-GS9-GS30
GS8/2-GS9-GS18-GS19-GS30-GS82-GS82M
para JEMI HORNO 900-700-600-550

JEMI 2004051

3057074



COMMUTATORE 16A 250V

perno 6x4,6 mm

per JEMI LAVASTOVIGLIE GS100



SELECTOR SWITCH 16A 250V

shaft 6x4.6 mm

for JEMI DISHWASHER GS100



SCHALTER 16A 250V

Stift \varnothing 6x4,6

für JEMI SPÜLMASCHINE GS100



CONMUTADOR 16A 250V

perno 6x4,6 mm

para JEMI LAVAVAJILLAS GS100

JEMI 2004052

3057249



COMMUTATORE 0-2 POSIZIONI 10A 400V

selezione velocità'

per JEMI LAVASTOVIGLIE MA/MC



SELECTOR SWITCH 0-2 POSITIONS 10A 400V

speed selection

for JEMI DISHWASHER MA/MC



SCHALTER 0-2 STELLUNGEN 10A 400V

ausgewählte Geschwindigkeit

für JEMI SPÜLMASCHINE MA/MC



CONMUTADOR 0-2 POSICIONES 10A 400V

selección velocidad

para JEMI LAVAVAJILLAS MA/MC

JEMI 2018012

3057248



RIPARTITORE DI CORRENTE 125A 500V

per JEMI LAVASTOVIGLIE A1200



TERMINAL BLOCK 125A 500V

for JEMI DISHWASHER A1200



SCHLAUCHANSCHLUSS 125A 500V

für JEMI SPÜLMASCHINE A1200



DISTRIBUIDOR DE CORRIENTE

para JEMI LAVAVAJILLAS A1200

JEMI 2021100



Adattabile per • Suitable for • Passend für • Adaptable

3057245



COMMUTATORE 0-1 POSIZIONI 175A

per JEMI LAVASTOVIGLIE MA/MC



SELECTOR SWITCH 0-1 POSITIONS 175A

for JEMI DISHWASHER MA/MC

JEMI 2002101



SCHALTER 0-1 STELLUNGEN 175A

für JEMI SPÜLMASCHINE MA/MC



CONMUTADOR 0-1 POSICIONES 175A

para JEMI LAVAVAJILLAS MA/MC



3057247



COMMUTATORE 0-1 POSIZIONI 125A

per JEMI LAVASTOVIGLIE MA/MC



SELECTOR SWITCH 0-1 POSITIONS 125A

for JEMI DISHWASHER MA/MC

JEMI 2002100



SCHALTER 0-1 STELLUNGEN 125A

für JEMI SPÜLMASCHINE MA/MC



CONMUTADOR 0-1 POSICIONES 125A

para JEMI LAVAVAJILLAS MA/MC



3057246



MANOPOLA COMMUTATORE 0-1

per JEMI LAVASTOVIGLIE MA/MC



SELECTOR SWITCH KNOB 0-1

for JEMI DISHWASHER MA/MC

JEMI 2016102



KNEBEL FÜR SCHALTER 0-1

für JEMI SPÜLMASCHINE MA/MC



MANDO CONMUTADOR 0-1

para JEMI LAVAVAJILLAS MA/MC



Condensatori di spunto • **Startkondensatoren** Starting capacitors • **Condensadores de arranque**



Adattabile per • Suitable for • Passend für • Adaptable

Vendita in multipli di 5 pezzi, temperatura di esercizio -25+85°C, Conforme normative CEE 93/68 e CEE 92/31
Sold by multiples of 5 pcs, operating temperature -25+85°C, in compliance with EEC 93/68 and EEC 92/31 regulat

Verkauft in Vielfaches von 5 Stücke, Betriebstemperatur -25 +85 °C, CEE 93/68 und CEE 92/31 zugelassen

Venta en múltiples de 5 unidades, temperatura de funcionamiento -25+85°C, de conformidad con Normas CEE 93/68 y CEE 92/31

3068008



CONDENSATORE μF 5 450V 50/60Hz



CAPACITOR μF 5 450V 50/60Hz



KONDENSATOR μF 5 450V 50/60Hz



CONDENSADOR μF 5 450V 50/60Hz



LINEA BLANCA A030304

3068010



CONDENSATORE μF 6,3 450V 50/60Hz



CAPACITOR μF 6.3 450V 50/60Hz



KONDENSATOR μF 6,3 450V 50/60Hz



CONDENSADOR μF 6,3 450V 50/60Hz



UNIVERBAR 1363

3068014



CONDENSATORE μF 8 450V 50/60Hz



CAPACITOR μF 8 450V 50/60Hz



KONDENSATOR μF 8 450V 50/60Hz



CONDENSADOR μF 8 450V 50/60Hz



UNIVERBAR 4110

3068016



CONDENSATORE μF 10 450V 50/60Hz



CAPACITOR μF 10 450V 50/60Hz



KONDENSATOR μF 10 450V 50/60Hz



CONDENSADOR μF 10 450V 50/60Hz



UNIVERBAR 3733

FAGOR V321300000

3068024



CONDENSATORE μF 16 450V 50/60Hz



CAPACITOR μF 16 450V 50/60Hz



KONDENSATOR μF 16 450V 50/60Hz



CONDENSADOR μF 16 450V 50/60Hz



UNIVERBAR 4744



Adattabile per • Suitable for • Passend für • Adaptable

3066023



CONTENITORE PER BRILLANTANTE

dimensioni 100x53x80 mm
 per JEMI LAVASTOVIGLIE GS3-GS8/2-GS9



RINSE AID CONTAINER

dimensions 100x53x80 mm
 for JEMI DISHWASHER GS3-GS8/2-GS9

JEMI 4031008



KLARSPÜLMITTELBEHÄLTER

Grösse 100x53x80 mm
 für JEMI SPÜLMASCHINE GS3-GS8/2-GS9



DEPÓSITO ABRILLANTADOR

dimensiones 100x53x80 mm
 para JEMI LAVAVAJILLAS GS3-GS8/2-GS9



3066024



TAPPO CONTENITORE BRILLANTANTE

per JEMI LAVASTOVIGLIE GS3-GS4/2-GS4AF-GS6-GS6AF
 GS8/2-GS9-GS18-GS19-GS30



RINSE AID CONTAINER PLUG

for JEMI DISHWASHER GS3-GS4/2-GS4AF-GS6-GS6AF
 GS8/2-GS9-GS18-GS19-GS30

JEMI 4068001



DECKEL FÜR KLARSPÜLMITTELBEHÄLTER

für JEMI SPÜLMASCHINE GS3-GS4/2-GS4AF-GS6-GS6AF
 GS8/2-GS9-GS18-GS19-GS30



TAPÓN CONTENEDOR ABRILLANTADOR

para JEMI LAVAVAJILLAS GS3-GS4/2-GS4AF-GS6-GS6AF
 GS8/2-GS9-GS18-GS19-GS30



3066025



CONTENITORE BRILLANTANTE 100x50x108 mm

completo di raccordo con filtro
 per LINEA BLANCA LAVASTOVIGLIE LC1000-LC1500
 LC1700-LC2000-LC2300-LC2300TR-LC2600-LC2800



RINSE AID CONTAINER 100x50x108 mm

complete with filter connector
 for LINEA BLANCA DISHWASHER LC1000-LC1500
 LC1700-LC2000-LC2300-LC2300TR-LC2600-LC2800

LINEA BLANCA A700113+A200002



KLARSPÜLMITTELBEHÄLTER 100x50x108 mm

komplett mit Filteranschluss
 für LINEA BLANCA SPÜLMASCHINE LC1000-LC1500
 LC1700-LC2000-LC2300-LC2300TR-LC2600-LC2800



DEPÓSITO ABRILLANTADOR 100x50x108 mm

con racor con filtro
 para LINEA BLANCA LAVAVAJILLAS LC1000-LC1500
 LC1700-LC2000-LC2300-LC2300TR-LC2600-LC2800



3066020



TAPPO PER CONTENITORE BRILLANTANTE



RINSE AID CONTAINER LID

LINEA BLANCA A040219



STÖPSEL F/KLARSPÜLMITTELBEHÄLTER



TAPÓN CONTENEDOR ABRILLANTADOR





Adattabile per • Suitable for • Passend für • Adaptable

3067300



GRUPPO BOCCIA SALE COMPLETA

altezza totale 125 mm - ø esterno 122 mm
per JEMI LAVASTOVIGLIE GS2-GS3-GS4/2-GS4/2AF-GS6
GS6AF-GS7-GS8/2-GS9-GS18-GS19-GS20



SALT CONTAINER GROUP ASSY

total height 125 mm - external ø 122 mm
for JEMI DISHWASHER GS2-GS3-GS4/2-GS4/2AF-GS6
GS6AF-GS7-GS8/2-GS9-GS18-GS19-GS20

JEMI 4031200



SALZFLASCHE KOMPLETT

Tot. Höhe 125 mm - Außen ø 122 mm
für JEMI SPÜLMASCHINE GS2-GS3-GS4/2-GS4/2AF-GS6
GS6AF-GS7-GS8/2-GS9-GS18-GS19-GS20



GRUPO SAL COMPLETO

altura total 125 mm - ø exterior 122 mm
para JEMI LAVAVAJILLAS GS2-GS3-GS4/2-GS4/2AF-GS6
GS6AF-GS7-GS8/2-GS9-GS18-GS19-GS20



3067006



TAPPO CONTENITORE SALE



SALT CONTAINER LID

FAGOR Z471108000



STÖPSEL F/SALZBEHÄLTER



TAPÓN CONTENEDOR SAL



3067005



GHIERA PER CONTENITORE SALE



SALT CONTAINER RING NUT

FAGOR Z471106000



RING FÜR SALZBEHÄLTER



CERCO CONTENEDOR SAL



3067002



GUARNIZIONE CONTENITORE



GASKET FOR SALT CONTAINER

FAGOR Z471107000



DICHTUNG FÜR SALZBEHÄLTER



JUNTA CONTENEDOR





Adattabile per • Suitable for • Passend für • Adaptable

3063018



CUSCINETTO 6200 2RS1

per FAGOR FI80-FI80W-FI100-FI120-ECO120-FI120W-MF120



BEARING 6200 2RS1

for FAGOR FI80-FI80W-FI100-FI120-ECO120-FI120W-MF120

FAGOR Z710540000

FAGOR Z710541000



LAGER 6200 2RS1

für FAGOR FI80-FI80W-FI100-FI120-ECO120-FI120W-MF120



COJINETE 6200 2RS1

para FAGOR FI80-FI80W-FI100-FI120-ECO120-FI120W-MF120



9063001



CUSCINETTO 6206 2RS

per JEMI LAVASTOVIGLIE MA/MC



BEARING 6206 2RS

for JEMI DISHWASHER MA/MC

JEMI 0815100



LAGER 6206 2RS

für JEMI SPÜLMASCHINE MA/MC



COJINETE 6206 2RS

para JEMI LAVAVAJILLAS MA/MC



Decalcificatori • **Entkalker**
Scale removers • **Descalcificadores**

3094006



DECALCIFICATORE 4 COLONNE

lunghezza 390 mm - larghezza 160 mm



4 COLUMNS SCALE REMOVER

length 390 mm - width 160 mm

FAGOR Z471101000



ENTKALKER 4 SÄULEN

Länge 390 mm - Breite 160 mm



DESCALCIFICADOR 4 COLUMNAS

longitud 390 mm - ancho 160 mm



3094004



DECALCIFICATORE 4 COLONNE

per JEMI LAVASTOVIGLIE GS2-GS3-GS4/2-GS4/2AF-GS6
GS6AF-GS7-GS8/2-GS9-GS18-GS19-GS20



4 COLUMNS SCALE REMOVER

for JEMI DISHWASHER GS2-GS3-GS4/2-GS4/2AF-GS6
GS6AF-GS7-GS8/2-GS9-GS18-GS19-GS20

JEMI 1024001




ENTKALKER 4 SÄULEN

für JEMI WASCHMASCHINE GS2-GS3-GS4/2-GS4/2AF-GS6
GS6AF-GS7-GS8/2-GS9-GS18-GS19-GS20



DESCALCIFICADOR 4 COLUMNAS

para JEMI LAVAVAJILLAS GS2-GS3-GS4/2-GS4/2AF-GS6
GS6AF-GS7-GS8/2-GS9-GS18-GS19-GS20



3094005



DECALCIFICATORE 4 COLONNE

larghezza 165 mm - lunghezza 390 mm

per UNIVERBAR LAVASTOVIGLIE MINIBETD-BET37D-BET40D
ERGOND-MIDI40D-SINCROD-MIDI50D-LOGOSD-OMEGAD



4 COLUMNS SCALE REMOVER

width 165 mm - length 390 mm

for UNIVERBAR DISHWASHER MINIBETD-BET37D-BET40D
ERGOND-MIDI40D-SINCROD-MIDI50D-LOGOSD-OMEGAD

UNIVERBAR 4331



ENTKALKER 4 SÄULEN

Breite 165 mm - Länge 390 mm

für UNIVERBAR GESCHIRRSP. MINIBETD-BET37D-BET40D
ERGOND-MIDI40D-SINCROD-MIDI50D-LOGOSD-OMEGAD



DESCALCIFICADOR 4 COLUMNAS

anchura 165 mm - longitud 390 mm

para UNIVERBAR LAVAVAJILLAS MINIBETD-BET37D-BET40D
ERGOND-MIDI40D-SINCROD-MIDI50D-LOGOSD-OMEGAD





FAGOR

3090040



DOSATORE BRILLANTANTE N6 E 05 G4G6

con membrana in EPDM
pressione minima 0,5 bar
raccordo lato aspirazione per tubo 4 mm.
raccordo lato pressione per tubo 6 mm.



HYDRAUL.RINSE AID INJECTOR N6 E 05 G4G6

with diaphragm in EPDM
minimum pressure 0.5 bar
intake side connection for tube 4 mm.
pressure side connection for tube 6 mm.



DOSIERGERÄT N6 E 05 G4G6

Membran aus EPDM
Min. Druck 0,5 bar
Anschluß Saugseite für Schlauch 4 mm.
Anschluß Druckseite für Schlauch 6 mm.



DOSIFICADOR ABRILLANTADOR N6 E 05 G4G6

con membrana en EPDM
presión mínima 0,5 bar
raccor lado aspiración para tubo 4 mm
raccor lado presión para tubo 6 mm



FAGOR Z651123000

3090144



POMPA PERISTALTICA PS20RS

portata regolabile 0,28÷2,8 lt/h
tubo in santoprene per detergente
4,5W 230V 50Hz
completa di kit di montaggio



PERISTALTIC PUMP PS20RS

adjustable flowrate 0,28÷2,8 L/h
santoprene pipe for detergent
4,5W 230V 50Hz
complete with assembly kit



SCHLAUCHPUMPE PS20RS

verstellbare Förderleistung 0,28÷2,8 L/h
Rohr aus Santoprene für Reinigungsmittel
4,5W 230V 50Hz
komplett mit Einbausatz



BOMBA PERISTÁLTICA PS20RS

capacidad ajustable 0,28÷2,8 L/h
tubo en santopreno para detergente
4,5W 230V 50Hz
con kit para el montaje



FAGOR

3090174



POMPA PERISTALTICA DETERGENTE G300

portata 3 Lt/h tubo termoplastico
230V 50Hz
regolazione tempo/pausa



PERISTALTIC DETERGENT PUMP G300

flowrate 3 l/h thermoplastic hose
230V 50Hz
regulation time/pause



SCHLAUCHPUMPE FÜR REINIGER G300

Fördermenge 3 l/h thermoplastischer Schlauch
230V 50Hz
Steuerung Zeit/Pause



BOMBA PERISTÁLTICA DETERGENTE G300

capacidad 3 L/h tubo termoplástico
230V 50Hz
regulación tiempo/pausa



FAGOR

3090160



TUBO BRILLANTANTE ø 4x6 mm 1750 mm

completo di filtro



RINSE AID TUBE ø 4x6 mm 1750 mm

complete with filter



SCHLAUCH F/KLARSPÜLMITTEL ø 4x6 mm 1750 mm

komplett mit Filter



TUBO ABRILLANTADOR ø 4x6 mm 1750 mm

completo con filtro



FAGOR 3699200000



Adattabile per • Suitable for • Passend für • Adaptable

3160353



PESO PER FILTRO ASPIRAZIONE



WIEGHT FOR INLET FILTER

FAGOR Z701152000



GEWICHT FÜR FILTER



PESO PARA FILTRO ASPIRACIÓN



3090017



FILTRO ASPIRAZIONE TIPO 3000



INLET FILTER MODEL 3000

FAGOR Z601153000



ANSAUGFILTER Modell 3000



FILTRO ASPIRACIÓN TIPO 3000



3090159



RACCORDO DOSATORE M12 PORTAGOMMA ø 6 mm



DOSING PUMP FITTING M12 HOSE-END ø 6 mm

FAGOR Z230902000



ANSCHLUSS DOSIERGER. M12 SCHLAUC. ø 6 mm



RACOR DOSIFICADOR M12 PORTA GOMA ø 6 mm



JEMI

3090044



DOSATORE IDRAULICO BRILLANTANTE

vite regolazione di portata da 0÷3 cm c/ciclo
completo di raccordi portagomma
filtro fondo con boccola in metallo
raccordo a "T"
tubo in gomma trasparente



HYDRAULIC RINSE AID INJECTOR

0÷3 cm cycle flow rate adjustment screw
complete with hose-end elbows
non-return valve with metal bushing
T-fitting
transparent rubber hose



HYDRAUL. DOSIERGERÄT FÜR KLARSPÜLMITTEL

0÷3 cm Zyklus Durchflussreglerschraube
mit Schlauchverschraubungen
Rückschlagventil mit Metallbuchse
T-Verschraubung
Schlauch aus transparenter Gummi



DOSIFICADOR HIDRÁULICO ABRILLANTADOR

tornillo regulación capacidad 0÷3 cm c/ciclo
con racores porta goma
filtro fondo con casquillo en metal
raccor a "T"
tubo en gomma trasparente



JEMI 2031101

3090130



DOSATORE IDRAULICO BRILLANTANTE

con regolazione da 0 a 3 cmc/ciclo



RINSE AID HYDRAULIC DISPENSER

setting from 0 to 3 cmc/cycle



HYDRAUL.DOSIERGERÄT FÜR KLARSPÜLMITTEL

mit Einstellung ab 0 bis 3 cmc/Ablauf



DOSIFICADOR HIDRÁULICO ABRILLANTADOR

con regulación de 0 a 3 cmc/ciclo



JEMI



Adattabile per • Suitable for • Passend für • Adaptable

3090107



DOSATORE BRILLANTANTE 220V 50/60Hz

per JEMI LAVASTOVIGLIE GS3-GS4/2-GS4/2AF-GS8-GS8/2
 GS9-GS30-GS82-GS82M-GS100-GSP45
 per WINTERHALTER LAVASTOVIGLIE



RINSE AID INJECTOR 220V 50/60Hz

for JEMI DISHWASHER GS3-GS4/2-GS4/2AF-GS8-GS8/2
 GS9-GS30-GS82-GS82M-GS100-GSP45
 for WINTERHALTER DISHWASHER

JEMI 2031001



DOSIERGERÄT KLARSPÜLMITTEL 220V 50/60Hz

für JEMI SPÜLMASCHINE GS3-GS4/2-GS4/2AF-GS8-GS8/2
 GS9-GS30-GS82-GS82M-GS100-GSP45
 für WINTERHALTER SPÜLMASCHINE



DOSIFICADOR ABRILLANTADOR 220V 50/60Hz

para JEMI LAVAVAJILLAS GS3-GS4/2-GS4/2AF-GS8-GS8/2
 GS9-GS30-GS82-GS82M-GS100-GSP45
 para WINTERHALTER LAVAVAJILLAS



3060608



GUARNIZIONE OR 03050 EPDM



O-RING 03050 EPDM



O-RING-DICHTUNG 03050 EPDM



JUNTA ARO "O" 03050 EPDM



3090003



VALVOLINA ASPIRAZIONE DOSATORE



INLET VALVE FOR RINSE AID INJECTOR



EINLASSVENTIL FÜR DOSIERGERÄT



VÁLVULA ASPIRACIÓN DOSIFICADOR



JEMI 4005001

3090135



MEMBRANA DOSATORE



DIAPHRAGM FOR DOSING PUMP



MEMBRAN FÜR DOSIERGERÄT



MEMBRANA DOSIFICADOR



JEMI 4004001

3090131



PORTAGOMMA ø 3/8"x6



HOSE-END FITTING ø 3/8"x6



NIPPEL ø 3/8"x6



PORTA GOMA ø 3/8"x6



JEMI 4053001



Adattabile per • Suitable for • Passend für • Adaptable

LINEA BLANCA - TORNADO

3090089



DOSATORE IDRAULICO BRILLANTANTE

con manopola di regolazione

per LINEA BLANCA LAVASTOVIGLIE LC80-LC140-LC1000
LC1500-LC1700-LC2000-LC2300-LC2300TR-LC2600-LC2800
LC3800-LC4200



HYDRAULIC RINSE AID DISPENSER

with adjustment knob

for LINEA BLANCA DISHWASHER LC80-LC140-LC1000
LC1500-LC1700-LC2000-LC2300-LC2300TR-LC2600-LC2800
LC3800-LC4200



HYDRAUL.DOSIERGERÄT FÜR KLARSPÜLMITTEL

mit Drehknopf für die Einstellung

f. LINEA BLANCA GESCHIRRSPÜLER LC80-LC140-LC1000
LC1500-LC1700-LC2000-LC2300-LC2300TR-LC2600-LC2800
LC3800-LC4200



DOSIFICADOR HIDRÁULICO ABRILLANTADOR

con mando de regulación

p. LINEA BLANCA LAVAVAJILLAS LC80-LC140-LC1000
LC1500-LC1700-LC2000-LC2300-LC2300TR-LC2600-LC2800
LC3800-LC4200



LINEA BLANCA A200001/2

SAMMIC

3090150



DOSATORE IDRAULICO PER BRILLANTANTE

mod.2000/VNR/D/1



HYDRAULIC RINSE AID DISPENSER

mod.2000/VNR/D/1



HYDRAUL.DOSIERGERÄT FÜR KLARSPÜLMITTEL

Mod.2000/VNR/D/1



DOSIFICADOR HIDRÁULICO P. ABRILLANTADOR

mod. 2000/VNR/D/1



SAMMIC

3090158



DOSATORE PERISTALTICO BRILLANTANTE G82

230V 50/60Hz 3,5W

per SAMMIC LAVASTOVIGLIE SL650C



RINSE AID PERISTALTIC DISPENSER G82

230V 50/60Hz 3,5W

for SAMMIC DISHWASHER SL650C



DOSIERGERÄT FÜR KLARSPÜLMITTEL G82

230V 50/60Hz 3,5W

für SAMMIC SPÜLMASCHINE SL650C



DOSIFIC. PERISTÁLTICO ABRILLANTADOR G82

230V 50/60Hz 3,5W

para SAMMIC LAVAVAJILLAS SL650C



SAMMIC 2319005

3090163



DOSATORE IDRAULICO BRILLANTANTE

per SAMMIC LAVASTOVIGLIE LV750



HYDRAULIC RINSE AID INJECTOR

for SAMMIC DISHWASHER LV750



HYDRAUL. DOSIERGERÄT FÜR KLARSPÜLMITTEL

für SAMMIC SPÜLMASCHINE LV750



DOSIFICADOR HIDRÁULICO ABRILLANTADOR

para SAMMIC LAVAVAJILLAS LV750



SAMMIC 2305055

3090164



KIT MEMBRANA/VALVOLINA DOSATORE



DIAPHRAGM/VALVE FOR DOSING PUMP



KIT MEMBRAN/VANNE DOSIERGERÄT



KIT MEMBRANA/VÁLVULA DOSIFICADOR



SAMMIC 2309086



UNIVERBAR

3090161



DOSATORE IDRAULICO BRILLANTANTE

modello 2000 VNR U 3

per UNIVERBAR LAVASTOVIGLIE MIX-TOP-MINIBET-BET37
MINIBETD-BET37D-BET40-BET40D-ERGON-ERGOND-MIDI40
MIDI40D-SINCRO-SINCROD-MIDI50-MIDI50D-LOGOS-LOGOSD
OMEGA-OMEGAD-COSMO-COMPACT-CASTA-BRAMA-MICRO
UBR530/2R-UBF530/2R-ETRACR-ETRACF-UBF850/2R



HYDRAULIC RINSE AID INJECTOR

model 2000 VNR U 3

for UNIVERBAR DISHWASHER MIX-TOP-MINIBET-BET37
MINIBETD-BET37D-BET40-BET40D-ERGON-ERGOND-MIDI40
MIDI40D-SINCRO-SINCROD-MIDI50-MIDI50D-LOGOS-LOGOSD
OMEGA-OMEGAD-COSMO-COMPACT-CASTA-BRAMA-MICRO
UBR530/2R-UBF530/2R-ETRACR-ETRACF-UBF850/2R



HYDRAUL. DOSIERGERÄT FÜR KLARSPÜLMITTEL

Modell 2000 VNR U 3

für UNIVERBAR SPÜLMASCHINE MIX-TOP-MINIBET-BET37
MINIBETD-BET37D-BET40-BET40D-ERGON-ERGOND-MIDI40
MIDI40D-SINCRO-SINCROD-MIDI50-MIDI50D-LOGOS-LOGOSD
OMEGA-OMEGAD-COSMO-COMPACT-CASTA-BRAMA-MICRO
UBR530/2R-UBF530/2R-ETRACR-ETRACF-UBF850/2R



DOSIFICADOR HIDRÁULICO ABRILLANTADOR

modelo 2000 VNR U 3

para UNIVERBAR LAVAVAJILLAS MIX-TOP-MINIBET-BET37
MINIBETD-BET37D-BET40-BET40D-ERGON-ERGOND-MIDI40
MIDI40D-SINCRO-SINCROD-MIDI50-MIDI50D-LOGOS-LOGOSD
OMEGA-OMEGAD-COSMO-COMPACT-CASTA-BRAMA-MICRO
UBR530/2R-UBF530/2R-ETRACR-ETRACF-UBF850/2R



UNIVERBAR 4096



Adattabile per • Suitable for • Passend für • Adaptable

FAGOR

3122043



ELETTROPOMPA 1243 3HP 220/400V 50Hz

entrata ø esterno 63 mm
uscita ø esterno 54 mm
giri motore 2800 portata 585 l/min
50Hz 3Hp 2,2Kw 9/5,2A
per FAGOR LAVASTOVIGLIE FI280-FI370-FI460-FI550
ECO280-ECO370-ECO460-ECO550



ELECTROPUMP 1243 3HP 220/400V 50Hz

inlet external ø 63 mm
outlet external ø 54 mm
2800 RPM flow rate 585 l/min
50Hz 3Hp 2.2Kw 9/5.2A
for FAGOR DISHWASHER FI280-FI370-FI460-FI550
ECO280-ECO370-ECO460-ECO550

FAGOR Z101001000

3122047



CORPO POMPA

entrata ø esterno 63 mm
uscita ø esterno 54 mm



PUMP HOUSING

inlet external ø 63 mm
outlet external ø 54 mm

3122045



GIRANTE ø 124 mm.



IMPELLER ø 124 mm

3122026



GUARNIZIONE PER CORPO POMPA



PUMP HOUSING SEAL

3122024



TENUTA ROTANTE ø 12 mm CONTROFACCIA 8 mm



MECHANICAL SEAL ø 12 mm INNER SURFACE 8 mm



ELEKTROPUMPE 1243 3HP 220/400V 50Hz

Eingang Außen ø 63 mm
Ausgang Außen ø 54 mm
2800 Motordrehzahl Fördermenge 585 l/Min
50Hz 3Hp 2,2Kw 9/5,2A
für FAGOR SPÜLMASCHINE FI280-FI370-FI460-FI550
ECO280-ECO370-ECO460-ECO550



ELECTROBOMBA FIR 1243 3HP 220/400V 50Hz

entrada ø exterior 63 mm
salida ø exterior 54 mm
revoluciones motor 2800 capacidad 585 L/min
50Hz 3Hp 2,2Kw 9/5,2A
para FAGOR LAVAVAJILLAS FI280-FI370-FI460-FI550
ECO280-ECO370-ECO460-ECO550



PUMPENKÖRPER

Ingang ø außen 63 mm.
Ausgang ø außen 54 mm.



TAPA BOMBA

entrada ø exterior 63 mm
salida ø exterior 54 mm



LAUFRAD ø 124 mm



IMPULSOR ø 124 mm



DICHTUNG FÜR PUMPENKÖRPER



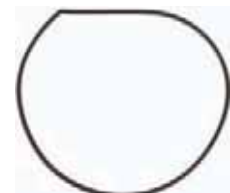
JUNTA PARA TAPA BOMBA



DREHDICHTUNG ø 12 mm LAUFRING 8 mm



ESTANQ. GIRATORIA ø 12 mm CONTRACAR 8 mm





3122488



ELETTROPOMPA 1241.2700 1,5HP 230/400V

230/400V 50Hz 4,8/2,8A 1,5HP 2800 giri
ø esterno entrata 63 mm
ø esterno uscita 53 mm



ELECTROPUMP 1241.2700 1.5HP 230/400V

230/400V 50Hz 4.8/2.8A 1,5HP 2800 RPM
external inlet ø 63 mm
external outlet ø 53 mm



ELEKTROPUMPE 1241.2700 1,5HP 230/400V

230/400V 50Hz 4,8/2,8A 1,5HP 2800 rpm
Eingang Aussen ø 63 mm
Ausgang Aussen ø 53 mm



ELECTROBOMBA 1241.2700 1,5HP 230/400V

230/400V 50Hz 4,8/2,8A 1,5HP 2800 revoluciones
ø exterior entrada 63 mm
ø exterior salida 53 mm



FAGOR Z141001000

3122572



ELETTROPOMPA 2/123/FA30 590W

240V 50Hz
entrata ø esterno 38 mm
uscita ø esterno 39 mm
giri motore 2750 - condensatore 10 µF
per FI30/48/50/64/72/80/100/120-ECO120-MF120



ELECTROPUMP 2/123/FA30 590W

240V 50Hz
inlet external ø 38 mm
outlet external ø 39 mm
RPM 2750 capacitor 10 µF
for FI30/48/50/64/72/80/100/120-ECO120-MF120



ELEKTROPUMPE 2/123/FA30 590W

240V 50Hz
Eingang Aussen-ø 38 mm
Ausgang Aussen-ø 39 mm
Motorumdrehungen 2750 Kondensator 10 µF
für FI30/48/50/64/72/80/100/120-ECO120-MF120



ELECTROBOMBA 2/123/FA30 590W

240V 50Hz
entrada ø exterior 38 mm
salida ø exterior 39 mm
revoluciones motor 2750 cond. 10 µF
para FI30/48/50/64/72/80/100/120-ECO120-MF120



FAGOR Z201011000

FAGOR Z641001000

3122571



ELETTROPOMPA 2/102/FA15 260W

240V 50/60Hz
entrata ø esterno 38 mm
uscita ø esterno 39 mm
giri motore 2750 - condensatore 6 µF
per LVR10-LVC12/15/21



ELECTROPUMP 2/102/FA15 260W

240V 50/60Hz
inlet external ø 38 mm
outlet external ø 39 mm
RPM 2750 capacitor 6 µF
for LVR10-LVC12/15/21



ELEKTROPUMPE 2/102/FA15 260W

240V 50/60Hz
Eingang Aussen-ø 38 mm
Ausgang Aussen-ø 39 mm
Motorumdrehungen 2750 Kondensator 6 µF
für LVR10-LVC12/15/21



ELECTROBOMBA 2/102/FA15 260W

240V 50/60Hz
entrada ø exterior 38 mm
salida ø exterior 39 mm
revoluciones motor 2750 cond. 6 µF
para LVR10-LVC12/15/21



FAGOR Z401001000

3122405



POMPA SCARICO 30W 230V

mandata ø 24 mm - uscita ø 22 mm
per LUR-B/LUC-B/F1-B



DRAIN PUMP 30W 230V

delivery ø 24 mm - outlet ø 22 mm
for LUR-B/LUC-B/F1-B



ABLAUFpumpe 30W 230V

Druckschlauch ø 24 mm - Ausgang ø 22 mm
für LUR-B/LUC-B/F1-B



BOMBA DESAGÜE 30W 230V

salida ø 24 mm - salida ø 22 mm
para LUR-B/LUC-B/F1-B



FAGOR Z220901000



Adattabile per • Suitable for • Passend für • Adaptable

JEMI

3122038

ELETTROPOMPA FIR 2212 0,10HP 230V 50Hz

ex modello Fir 1250-1249
entrata ø esterno 28 mm
uscita ø esterno 28 mm
giri motore 2700 portata 80 L/min
0,10Hp-0,075Kw-1,1A
condensatore 5 µf



ELECTROPUMP FIR 2212 0.10HP 230V 50Hz

it replaces model Fir 1250-1249
outlet external ø 28 mm
outlet external ø 28 mm
RPM 2700 flow rate 80 l/min
0.10HP - 0.075KW - 1.1A
capacitor 5 µf

JEMI 2011003

ELEKTROPUMPE FIR 2212 0,10HP 230V 50Hz

ex Modell Fir 1250 - 1249
Eingang Außen ø 28 mm
Ausgang Außen ø 28 mm
Motordrehzahl 2700 - Fördermenge 80 l/Min
0,10Hp-0,075Kw-1,1A
Kondensator 5 µf



ELECTROBOMBA FIR 2212 0,10HP 230V 50Hz

ex modelo Fir 1250-1249
entrada ø exterior 28 mm
salida ø exterior 28 mm
revoluciones motor 2700 capacidad 80 L/min
0,10Hp-0,075Kw-1,1A
condensador 5 µf



3122042

CORPO POMPA



PUMP HOUSING

3122040

GIRANTE ø 72 mm



IMPELLER ø 72 mm

JEMI 4042106



PUMPENKÖRPER



TAPA BOMBA



LAUFRAD ø 72 mm



IMPULSOR ø 72 mm



3186271

GUARNIZIONE OR 04312 EPDM PER COLLETTORE



COLLECTOR O-RING 04312 EPDM

3122332

GUARNIZIONE DI COLLEGAMENTO ø 43x27x10



COUPLING GASKET ø 43x27x10

3122058

TENUTA ROTANTE ø 11 mm CONTROFACCIA 8 mm



MECHANICAL SEAL ø 11 mm INNER SURFACE 8 mm



O-RING DICHTUNG 04312 EPDM FÜR SAMMLER



JUNTA ARO "O" 04312 EPDM P. COLECTOR



VERBINDUNGSDICHTUNG ø 43x27x10



JUNTA DE CONEXIÓN ø 43x27x10



DREHDICHTUNG ø 11 mm LAUFRING 8 mm



ESTANQ. GIRATORIA ø 11 mm CONTRACARA 8 mm





3122183



ELETTROPOMPA FIR 1219 1HP 230V 50Hz

entrata ø esterno 45 mm
uscita ø esterno 40 mm
giri motore 2800 portata 250 L/min
1Hp 0,73KW 4,7A
condensatore 12,5 µf
per JEMI LAVASTOVIGLIE GS9-GS19



ELECTROPUMP FIR 1219 1HP 230V 50Hz

inlet external ø 45 mm
outlet external ø 40 mm
2800 RPM flow rate 250 l/min
1HP 0.73KW 4.7A
capacitor 12.5 µf
for JEMI DISHWASHER GS9-GS19



ELEKTROPUMPE FIR 1219 1HP 230V 50Hz

Eingang Außen ø 45 mm
Ausgang Außen ø 40 mm
Motordrehzahl 2800 Fördermenge 250 l/Min
1HP 0,73 kW 4,7 A
Kondensator 12,5 µf
für JEMI SPÜLMASCHINE GS9-GS19



ELECTROBOMBA FIR 1219 1HP 230V 50Hz

entrada ø exterior 45 mm
salida ø exterior 40 mm
revoluciones motor 2800 capacidad 250 L/min
1Hp 0,73KW 4,7A
condensador 12,5 µf
para JEMI LAVAVAJILLAS GS9-GS19



JEMI 2011004

3122021



CORPO POMPA



PUMP HOUSING



PUMPENKÖRPER



TAPA BOMBA



3122315



CORPO POMPA



PUMP HOUSING



PUMPENKÖRPER



TAPA BOMBA



3122019



GIRANTE ø 104 mm



IMPELLER ø 104 mm



LAUFRAD ø 104 mm



IMPULSOR ø 104 mm



3122020



GUARNIZIONE PER CORPO POMPA



PUMP HOUSING SEAL



DICHTUNG FÜR PUMPENKÖRPER



JUNTA PARA TAPA BOMBA



3122024



TENUTA ROTANTE ø 12 mm CONTROFACCIA 8 mm



MECHANICAL SEAL ø 12 mm INNER SURFACE 8



DREHDICHTUNG ø 12 mm



ESTANQUEIDAD GIRATORIA ø 12 mm CONTRACAR



JEMI 2041002



Adattabile per • Suitable for • Passend für • Adaptable

3122489



ELETTROPOMPA 1225.2700 1,5HP 230/400V

230/400V 50Hz 4,8/2,8A 1,5HP 2800 giri
ø esterno entrata 63 mm
ø esterno uscita 48 mm
per JEMI LAVASTOVIGLIE GS30



ELECTROPUMP 1225.2700 1.5HP 230/400V

230/400V 50Hz 4.8/2.8A 1.5HP 2800 RPM
external inlet ø 63 mm
external outlet ø 48 mm
for JEMI DISHWASHER GS30



ELEKTROPUMPE 1225.2700 1,5HP 230/400V

230/400V 50Hz 4,8/2,8A 1,5HP 2800 Umdrehungen
Eingang Aussen ø 63 mm
Ausgang Aussen ø 48 mm
für JEMI SPÜLMASCHINE GS30



ELECTROBOMBA 1225.2700 1,5HP 230/400V

230/400V 50Hz 4,8/2,8A 1,5HP 2800 revoluciones
ø exterior entrada 63 mm
ø exterior salida 48 mm
para JEMI LAVAVAJILLAS GS30



JEMI 2011032

3122027



CORPO POMPA

entrata ø esterno 63 mm
uscita ø esterno 48 mm



PUMP HOUSING

inlet external ø 63 mm
outlet external ø 48 mm



PUMPENKÖRPER

Eingang Außen ø 63 mm
Ausgang Außen ø 48 mm



TAPA BOMBA

entrada ø exterior 63 mm
salida ø exterior 48 mm



JEMI 4032035

3122376



GIRANTE ø 110 mm



IMPELLER ø 110 mm



LAUFRAD ø 110 mm



IMPULSOR ø 110 mm



JEMI 4042030

3122026



GUARNIZIONE PER CORPO POMPA



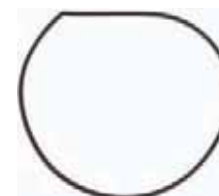
PUMP HOUSING SEAL



DICHTUNG FÜR PUMPENKÖRPER



JUNTA PARA TAPA BOMBA



JEMI 2514380

3122024



TENUTA ROTANTE ø 12 mm CONTROFACCIA 8 mm



MECHANICAL SEAL ø 12 mm INNER SURFACE 8 mm



DREHDICHTUNG ø 12 mm LAUFRING 8 mm



ESTANQ. GIRATORIA ø 12 mm CONTRACAR 8 mm



JEMI 2041002



3122166



ELETTROPOMPA LGB ZF290SX 0,50KW 230V

2800 giri 50Hz
entrata ø esterno 45 mm
uscita ø esterno 40 mm
2,8A condensatore 12,5µF
per JEMI LAVASTOVIGLIE GS4/2-GS6-GS6AF



ELECTROPUMP LGB ZF290SX 0.50Kw 230V

2800 RPM 50Hz
inlet external ø 45 mm
outlet external ø 45 mm
2.8A capacitor 12.5µF
for JEMI DISHWASHER GS4/2-GS6-GS6AF

JEMI 2011002



ELEKTROPUMPE LGB ZF290SX 0,50Kw 230V

2800 Umdrehungen 50Hz
Ausgang außen ø 45 mm
Ausgang außen ø 40 mm
2,8A Kondensator 12,5µF
für JEMI SPÜLMASCHINE GS4/2-GS6-GS6AF



ELECTROBOMBA LGB ZF290SX 0,50KW 230V

2800 revoluciones 50Hz
entrada ø exterior 45 mm
salida ø exterior 40 mm
2,8A condensador 12,5µF
para JEMI LAVAVAJILLAS GS4/2-GS6-GS6AF



3122315



CORPO POMPA



PUMP HOUSING

JEMI 4032030



PUMPENKÖRPER



TAPA BOMBA



3122296



GIRANTE 4247 ø 93 mm



IMPELLER 4247 ø 93 mm

JEMI 4042002



LAUFRAD 4247 ø 93 mm



IMPULSOR 4247 ø 93 mm



3122573



ELETTROPOMPA 1219.2710 1HP 230/400V

230/400V 50Hz 3,5/2A 1HP giri motore 2800
ø esterno entrata 45 mm
ø esterno uscita 40 mm
per JEMI LAVASTOVIGLIE GS9-GS19



ELECTROPUMP 1219.2710 1HP 230/400V

230/400V 50Hz 3.5/2A 1HP 2800 RPM
external inlet ø 45 mm
external outlet ø 40 mm
for JEMI DISHWASHER GS9-GS19

JEMI 2011014



ELEKTROPUMPE 1219.2710 1HP 230/400V

230/400V 50Hz 3,5/2A 1HP Umdrehungen 2800
ø Eingang Innen 45 mm
ø Außen Ausgang 40 mm
für JEMI SPÜLMASCHINE GS9-GS19



ELECTROBOMBA 1219.2710 1HP 230/400V

230/400V 50Hz 3,5/2A 1HP revoluciones motor 2800
ø exterior entrada 45 mm
ø exterior salida 40 mm
para JEMI LAVAVAJILLAS GS9-GS19



3122315



CORPO POMPA



PUMP HOUSING

JEMI 4032030



PUMPENKÖRPER



TAPA BOMBA





Adattabile per • Suitable for • Passend für • Adaptable

3122576



ELETTROPOMPA 1225.1426 1,5HP 230V

230V 50Hz 9A 1,5HP 2800 giri
condensatore 31,5 µF
ø esterno entrata 63 mm
ø esterno uscita 48 mm
per JEMI LAVASTOVIGLIE GS30



ELECTROPUMP 1225.1426 1.5HP 230V

230V 50Hz 9A 1.5HP 2800 RPM
capacitor 31.5µF
external inlet ø 63 mm
external outlet ø 48 mm
for JEMI DISHWASHER GS30



ELEKTROPUMPE 1225.1426 1,5HP 230V

230V 50Hz 9A 1,5HP 2800 Umdrehungen
Kondensator 31,5 µF
Eingang Aussen ø 63 mm
ø Außen Ausgang 48 mm
für JEMI SPÜLMASCHINE GS30



ELECTROBOMBA 1225.1426 1,5HP 230V

230V 50Hz 9A 1,5HP 2800 revoluciones
condensador 31,5 µF
ø exterior entrada 63 mm
ø exterior salida 48 mm
para JEMI LAVAVAJILLAS GS30



JEMI 2011033

3122027



CORPO POMPA

entrata ø esterno 63 mm
uscita ø esterno 48 mm



PUMP HOUSING

inlet external ø 63 mm
outlet external ø 48 mm



PUMPENKÖRPER

Eingang Außen ø 63 mm
Ausgang Außen ø 48 mm



TAPA BOMBA

entrada ø exterior 63 mm
salida ø exterior 48 mm



JEMI 4032035

3122376



GIRANTE ø 110 mm



IMPELLER ø 110 mm



LAUFRAD ø 110 mm



IMPULSOR ø 110 mm



JEMI 4042030

3122026



GUARNIZIONE PER CORPO POMPA



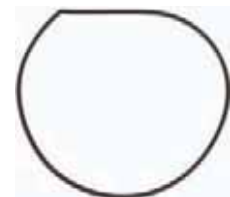
PUMP HOUSING SEAL



DICHTUNG FÜR PUMPENKÖRPER



JUNTA PARA TAPA BOMBA



3122024



TENUTA ROTANTE ø 12 mm CONTROFACCIA 8 mm



MECHANICAL SEAL ø 12 mm INNER SURFACE 8 mm



DREHDICHTUNG ø 12 mm LAUFRING 8 mm



ESTANQ. GIRATORIA ø 12 mm CONTRACAR 8 mm





3122575



ELETTROPOMPA 1241T1500 1,5HP 230V

230V 50Hz 9A 1,5HP 2800 giri
condensatore 31,5 µf
ø esterno entrata 63 mm
ø esterno uscita 53 mm
per JEMI LAVASTOVIGLIE GS82-GS82M-GS83-GS102



ELECTROPUMP 1241T1500 1.5HP 230V

230V 50Hz 9A 1.5HP 2800 RPM
capacitor 31.5µF
external inlet ø 63 mm
external outlet ø 53 mm
for JEMI DISHWASHER GS82-GS82M-GS83-GS102



ELEKTROPUMPE 1241T1500 1,5HP 230V

230V 50Hz 9A 1,5HP 2800 Umdrehungen
Kondensator 31,5 µF
Eingang Aussen ø 63 mm
ø Außen Ausgang 53 mm
für JEMI SPÜLMASCHINE GS82-GS82M-GS83-GS102



ELECTROBOMBA 1241T1500 1,5HP 230V

230V 50Hz 9A 1,5HP 2800 revoluciones
condensador 31,5 µF
ø exterior entrada 63 mm
ø exterior salida 53 mm
para JEMI LAVAVAJILLAS GS82-GS82M-GS83-GS102



JEMI 2011022

3122211



GIRANTE ø 118 mm



IMPELLER ø 118 mm

JEMI 4042082



LAUFRAD ø 118 mm



IMPULSOR ø 118 mm



3122026



GUARNIZIONE PER CORPO POMPA



PUMP HOUSING SEAL

3122024



TENUTA ROTANTE ø 12 mm CONTROFACCIA 8 mm



MECHANICAL SEAL ø 12 mm INNER SURFACE 8 mm



DICHTUNG FÜR PUMPENKÖRPER



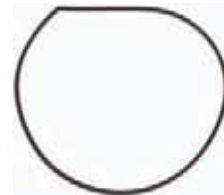
JUNTA PARA TAPA BOMBA



DREHDICHTUNG ø 12 mm LAUFRING 8 mm



ESTANQ. GIRATORIA ø 12 mm CONTRACAR 8 mm



3122570



ELETTROPOMPA 0210 0,074KW 220/240V

220/240V 50Hz 1,1A 0,074KW giri motore 2600
condensatore 5 µf
ø esterno entrata 28 mm
ø esterno uscita 28 mm
ø esterno attacco dosatore 12 mm
per JEMI LAVASTOVIGLIE MA/MC



ELECTROPUMP 0210 0.074KW 220/240V

220/240V 50Hz 1.1A 0.074KW 2600 RPM
capacitor 5µf
external inlet ø 28 mm
external outlet ø 28 mm
injector connection external ø 12 mm
for JEMI DISHWASHER MA/MC



ELEKTROPUMPE 0210 0,074KW 220/240V

220/240V 50Hz 1,1A 0,074KW Umdrehungen 2600
Kondensator 5µf
ø Außen Eingang 28 mm
ø Außen Ausgang 28 mm
ø Außen Anschluss Dosiergerät 12 mm
für JEMI SPÜLMASCHINE MA/MC



ELECTROBOMBA 0210 0,074KW 220/240V

220/240V 50Hz 1,1A 0,074KW revoluciones motor 2600
condensador 5µf
ø exterior entrada 28 mm
ø exterior salida 28 mm
ø exterior conexión dosificador 12 mm
para JEMI LAVAVAJILLAS MA/MC



JEMI 2011106



Adattabile per • Suitable for • Passend für • Adaptable

3122406



KIT POMPA SCARICO HANNING DPS 25-032

30W 220/240V 50Hz
aspirazione ø 23÷28 mm
mandata ø 23 mm
per JEMI LAVASTOVIGLIE GS2-GS3-GS4/2-GS4/2AF-GS6
GS6AF-GS7-GS8/2-GS9-GS18-GS19-GS20



DRAIN ELECTROPUMP HANNING DPS 25-032

30W 220/240V 50Hz
inlet ø 23÷28 mm
outlet ø 23 mm
for JEMI DISHWASHER GS2-GS3-GS4/2-GS4/2AF-GS6
GS6AF-GS7-GS8/2-GS9-GS18-GS19-GS20



ELEKTROPUMPE ABLAUF HANNING DPS 25-032

30W 220/240V 50Hz
Ansaugung ø 23÷28 mm
Druckschlauch ø 23 mm
für JEMI SPÜLMASCHINE GS2-GS3-GS4/2-GS4/2AF-GS6
GS6AF-GS7-GS8/2-GS9-GS18-GS19-GS20



KIT BOMBA DESAGÜE HANNING DPS 25-032

30W 220/240V 50Hz
aspiración ø 23÷28 mm
salida ø 23 mm
para JEMI LAVAVAJILLAS GS2-GS3-GS4/2-GS4/2AF-GS6
GS6AF-GS7-GS8/2-GS9-GS18-GS19-GS20



JEMI 2030002

JEMI 2030018

3122577



TENUTA ROTANTE 21 mm CONTROFACCIA 17 mm



MECHANICAL SEAL 21 mm INNER SURFACE 17 mm



DREHDICHTUNG 21 mm LAUFRING 17 mm



ESTANQUEID. GIRATOR. 21 mm CONTRACAR 17 mm



JEMI 2041001

LINEA BLANCA - TORNADO

3122489



ELETTROPOMPA 1225.2700 1,5HP 230/400V

230/400V 50Hz 4,8/2,8A 1,5HP 2800 giri
ø esterno entrata 63 mm
ø esterno uscita 48 mm
per LINEA BLANCA LAVASTOVIGLIE LC3800-LC4200



ELECTROPUMP 1225.2700 1.5HP 230/400V

230/400V 50Hz 4,8/2,8A 1,5HP 2800 RPM
external inlet ø 63 mm
external outlet ø 48 mm
for LINEA BLANCA DISHWASHER LC3800-LC4200



ELEKTROPUMPE 1225.2700 1,5HP 230/400V

230/400V 50Hz 4,8/2,8A 1,5HP 2800 Umdrehungen
Eingang Aussen ø 63 mm
Ausgang Aussen ø 48 mm
für LINEA BLANCA SPÜLMASCHINE LC3800-LC4200



ELECTROBOMBA 1225.2700 1,5HP 230/400V

230/400V 50Hz 4,8/2,8A 1,5HP 2800 revoluciones
ø exterior entrada 63 mm
ø exterior salida 48 mm
para LINEA BLANCA LAVASTOVIGLIE LC3800-LC4200



LINEA BLANCA A020023

3122026



GUARNIZIONE PER CORPO POMPA



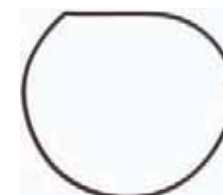
PUMP HOUSING SEAL



DICHTUNG FÜR PUMPENKÖRPER



JUNTA PARA TAPA BOMBA



LINEA BLANCA A020943

3122376



GIRANTE ø 110 mm



IMPELLER ø 110 mm



LAUFRAD ø 110 mm



IMPULSOR ø 110 mm



LINEA BLANCA A020913



3122307



ELETTROPOMPA 1252 0,25HP 220V

entrata ø esterno 30 mm
uscita ø esterno 30 mm
1,5A 50Hz giri motore 2700
condensatore 10µF
per LINEA BLANCA LAVASTOVIGLIE LC1000



ELECTROPUMP 1252 0.25HP 220V

inlet external ø 30 mm
outlet external ø 30 mm
1.5A 50Hz 2700 RPM
capacitor 10µF
for LINEA BLANCA DISHWASHER LC1000

LINEA BLANCA A020001



ELEKTROPUMPE 1252 0,25HP 220V

Eingang Aussen ø 30 mm
Ausgang Aussen ø 30 mm
1,5A 50Hz Motordrehzahl 2700
Kondensator 10 µF
für LINEA BLANCA GESCHIRRSPÜLER LC1000



ELECTROBOMBA 1252 0,25HP 220V

entrada ø exterior 30 mm
salida ø exterior 30 mm
1,5A 50Hz revoluciones motor 2700
condensador 10µF
para LINEA BLANCA LAVAVAJILLAS LC1000



3122077



CORPO POMPA

entrata ø esterno 30 mm.
uscita ø esterno 30 mm.



PUMP HOUSING

inlet external ø 30 mm
outlet external ø 30 mm

LINEA BLANCA A020900



PUMPENKÖRPER

Eingang Außen ø 30 mm
Ausgang Außen ø 30 mm



TAPA BOMBA

entrada ø exterior 30 mm
salida ø exterior 30 mm



3122169



GIRANTE ø 80 mm



IMPELLER ø 80 mm

LINEA BLANCA A020910



LAUFRAD ø 80 mm



IMPULSOR ø 80 mm



3122581



GUARNIZIONE CORPO POMPA



PUMP HOUSING GASKET

LINEA BLANCA A020941



DICHTUNG FÜR PUMPENKÖRPER



JUNTA CUERPO BOMBA





Adattabile per • Suitable for • Passend für • Adaptable

3122309



ELETTROPOMPA 1299 0,5HP 220V

entrata ø esterno 45 mm
uscita ø esterno 40 mm
con raccordo dosatore filettato
2,6A 50Hz giri motore 2800
condensatore 12,5µf
per LINEA BLANCA LAVASTOVIGLIE LC140-LC1500



ELECTROPUMP 1299 0.5HP 220V

inlet external ø 45 mm
outlet external ø 40 mm
with threaded dispenser coupling
2.6A 50Hz 2800 RPM
capacitor 12,5µf
for LINEA BLANCA DISHWASHER LC140-LC1500

LINEA BLANCA A020002



ELEKTROPUMPE 1299 0,5HP 220V

Eingang Aussen ø 45 mm
Ausgang Aussen ø 40 mm
mit Anschluss für Dosiergerät mit Gewinde
2,6A 50Hz Motordrehzahl 2800
Kondensator 12,5 µf
für LINEA BLANCA GESCHIRRSPÜLER LC140-LC1500



ELECTROBOMBA 1299 0,5HP 220V

entrada ø exterior 45 mm
salida ø exterior 40 mm
con racor dosificador roscado
2,6A 50Hz revoluciones motor 2800
condensador 12,5µf
para LINEA BLANCA LAVAVAJILLAS LC140-LC1500



3122021



CORPO POMPA

entrata ø esterno 45 mm.
uscita ø esterno 40 mm.



PUMP HOUSING

inlet external ø 45 mm
outlet external ø 40 mm

LINEA BLANCA A020901



PUMPENKÖRPER

Eingang Außen ø 45 mm
Ausgang Außen ø 40 mm



TAPA BOMBA

entrada ø exterior 45 mm
salida ø exterior 40 mm



3122080



GIRANTE ø 85 mm



IMPELLER ø 85 mm

LINEA BLANCA A020908

LINEA BLANCA A020911



LAUFRAD ø 85 mm



IMPULSOR ø 85 mm



3122297



GUARNIZIONE 4247



GASKET 4247


LINEA BLANCA A020942



O-RING-DICHTUNG 4247



JUNTA 4247





3122308



ELETTROPOMPA 2214 0,15HP 220V

entrata ø esterno 28 mm
uscita ø esterno 28 mm
1,5A 50Hz giri motore 2600
condensatore 6,3µF
per LINEA BLANCA LAVASTOVIGLIE LC80



ELECTROPUMP 2214 0.15HP 220V

inlet external ø 28 mm
outlet external ø 28 mm
1.5A 50Hz 2800 RPM
capacitor 6,3µF
for LINEA BLANCA DISHWASHER LC80



ELEKTROPUMPE 2214 0,15HP 220V

Eingang Aussen ø 28 mm
Ausgang Aussen ø 28 mm
1,5A 50Hz Motordrehzahl 2800
Kondensator 6,3 µF
für LINEA BLANCA SPÜLMASCHINE LC80



ELECTROBOMBA 2214 0,15HP 220V

entrada ø exterior 28 mm
salida ø exterior 28 mm
1,5A 50Hz revoluciones motor 2600
condensador 6,3µF
para LINEA BLANCA LAVAVAJILLAS LC80



LINEA BLANCA A020006

3122287



GUARNIZIONE OR CORPO POMPA



O-RING FOR PUMP HOUSING


LINEA BLANCA A020944



O-RING-DICHTUNG FÜR PUMPENKÖRPER



JUNTA OR CUERPO BOMBA



3122580



GIRANTE ø 72 mm M8



IMPELLER ø 72 mm M8

LINEA BLANCA A020909



LAUFRAD ø 72 mm M8



IMPULSOR ø 72 mm M8



3122470



ELETTROPOMPA 1278 0,75HP 220V

220V 50Hz 0,75HP - condensatore 12,5 uF
ø esterno entrata 45 mm - ø esterno uscita 40 mm
per LINEA BLANCA LAVASTOVIGLIE LC1700



ELECTROPUMP 1278 0.75HP 230V

220V 50Hz 0.75HP - capacitor 12,5 uF
external inlet ø 45 mm - external outlet ø 40 mm
for LINEA DISHWASHER LC1700



ELEKTROPUMPE 1278 0,75HP 230V

220V 50Hz 0,75HP - Kondensator 12,5 uF
Eingang Aussen ø 45 mm - Ausgang Aussen ø 40 mm
für LINEA BLANCA GESCHIRRSPÜLER LC1700



ELECTROBOMBA 1278 0,75HP 230V

220V 50Hz 0,75HP - condensador 12,5 uF
ø exterior entrada 45 mm - ø exterior salida 40 mm
para LINEA BLANCA LAVAVAJILLAS LC1700



LINEA BLANCA A020003

3122021



CORPO POMPA

entrata ø esterno 45 mm.
uscita ø esterno 40 mm.



PUMP HOUSING

inlet external ø 45 mm
outlet external ø 40 mm



PUMPENKÖRPER

Eingang Außen ø 45 mm
Ausgang Außen ø 40 mm



TAPA BOMBA

entrada ø exterior 45 mm
salida ø exterior 40 mm



LINEA BLANCA A020901



Adattabile per • Suitable for • Passend für • Adaptable

3122080



GIRANTE ø 85 mm



IMPELLER ø 85 mm

LINEA BLANCA A020908

LINEA BLANCA A020911



LAUFRAD ø 85 mm



IMPULSOR ø 85 mm



3122297



GUARNIZIONE 4247



GASKET 4247


LINEA BLANCA A020942



O-RING-DICHTUNG 4247



JUNTA 4247



3122490



ELETTROPOMPA 2278A2251 1HP 230V

230V 5,7A 50Hz 1HP 2800 giri
condensatore da 16 µF
ø esterno entrata 60 mm
ø esterno uscita 50 mm
per LINEA BLANCA LAVASTOVIGLIE LC2000-LC2300



ELECTROPUMP 2278A2251 1HP 230V

230V 5.7A 50Hz 1HP 2800 RPM
capacitor 16 µF
external inlet ø 60 mm
external outlet ø 50 mm
for LINEA BLANCA DISHWASHER LC2000-LC2300

LINEA BLANCA A020004P/A



ELEKTROPUMPE 2278A2251 1HP 230V

230V 5,7A 50Hz 1HP 2800 rpm
Kondensator 16 µF
Eingang Aussen ø 60 mm
Ausgang Aussen ø 50 mm
für LINEA BLANCA GESCHIRRSPÜLER LC2000-LC2300



ELECTROBOMBA 2278A2251 1HP 230V

230V 5,7A 50Hz 1HP 2800 revoluciones
condensador 16 µF
ø exterior entrada 60 mm
ø exterior salida 50 mm
para LINEA BLANCA LAVAVAJILLAS LC2000-LC2300



3122027



CORPO POMPA



PUMP HOUSING

LINEA BLANCA A020902



PUMPENKÖRPER



TAPA BOMBA



3122161



GIRANTE ø 117 mm.



IMPELLER ø 117 mm

LINEA BLANCA A020912



LAUFRAD ø 117 mm



IMPULSOR ø 117 mm



3122582



GUARNIZIONE CORPO POMPA



PUMP HOUSING GASKET

LINEA BLANCA A020945



DICHTUNG FÜR PUMPENKÖRPER



JUNTA CUERPO BOMBA





3122491



ELETTROPOMPA 1225.1421 1,5HP 220V
220V 50Hz 9A 1,5HP 2800 giri
condensatore da 31,5 µF
ø esterno entrata 63 mm
ø esterno uscita 48 mm
attacco per portagomma ø 3/8" F
per LINEA BLANCA LAVASTOVIGLIE LC2600-LC2800



ELECTROPUMP 1225.1421 1.5HP 220V
220V 50Hz 9A 1.5HP 2800 RPM
capacitor 31,5 µF
external inlet ø 63 mm
external outlet ø 48 mm
hose-end fitting ø 3/8" F
for LINEA BLANCA DISHWASHER LC2600-LC2800



ELEKTROPUMPE 1225.1421 1,5HP 220V
220V 50Hz 9A 1,5HP 2800 rpm
Kondensator 31,5 µF
Eingang Aussen ø 63 mm
Ausgang Aussen ø 48 mm
Anschluß für Stopfbüchse ø 3/8" F
für LINEA BLANCA GESCHIRRSPÜLER LC2600-LC2800



ELECTROBOMBA 1225.1421 1,5HP 220V
220V 50Hz 9A 1,5HP 2800 revoluciones
condensador 31,5 µF
ø exterior entrada 63 mm
ø exterior salida 48 mm
racor portagoma ø 3/8" F
para LINEA BLANCA LAVAVAJILLAS LC2600-LC2800



LINEA BLANCA A020005/A

3122026



GUARNIZIONE PER CORPO POMPA



PUMP HOUSING SEAL

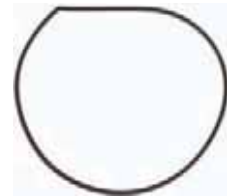
LINEA BLANCA A020943



DICHTUNG FÜR PUMPENKÖRPER



JUNTA PARA TAPA BOMBA



3122376



GIRANTE ø 110 mm



IMPELLER ø 110 mm

LINEA BLANCA A020913



LAUFRAD ø 110 mm



IMPULSOR ø 110 mm



3122492



ELETTROPOMPA SCARICO 2556-2200 220/240V

220/240V 50Hz 0,2A 30W
ø esterno entrata 30 mm
ø esterno uscita 22 mm
per LINEA BLANCA LAVASTOVIGLIE TUTTI I MODELLI



DRAIN ELECTROPUMP 2556-2200 220/240V

220/240V 50Hz 0,2A 30W
external inlet ø 30 mm
external outlet ø 22 mm
for LINEA BLANCA DISHWASHER ALL MODELS



ABLAUFELEKTROPUMPE 2556-2200 220/240V

220/240V 50Hz 0,2A 30W
Eingang Aussen ø 30 mm
Ausgang Aussen ø 22 mm
f. LINEA BLANCA GESCHIRRSPÜLER ALLE MODELLE



ELECTROBOMBA DESAGÜE 2556-2200 220/240V

220/240V 50Hz 0,2A 30W
ø exterior entrada 30 mm
ø exterior salida 22 mm
para LINEA BLANCA LAVAVAJILLAS TODOS MODELOS



LINEA BLANCA A020015



Adattabile per • Suitable for • Passend für • Adaptable

SAMMIC

3122473



ELETTROPOMPA 1226.2530 2HP 230/400V

230/400V 50Hz 2HP 5,9/3,4A 2800 giri
ø esterno entrata 63 mm
ø esterno uscita 48 mm
portagomma ottone ø 11 mm
per SAMMIC LAVASTOVIGLIE SL1200B



ELECTROPUMP 1226.2530 3HP 230/400V

230/400V 50Hz 2HP 5,9/3,4A 2800 RPM
inlet external ø 63 mm
outlet external ø 48 mm
brass hose-end ø 11 mm
for SAMMIC DISHWASHER SL1200B



ELEKTROPUMPE 1226.2530 2HP 230/400V

230/400V 50Hz 2HP 5,9/3,4A 2800 Motordrehzahl
Eingang Außen ø 63 mm
Ausgang Außen ø 48 mm
Schlauchadapter aus Messing ø 11 mm
für SAMMIC SPÜLMASCHINE SL1200B



ELECTROBOMBA 1226.2530 2HP 230/400V

230/400V 50Hz 2HP 5,9/3,4A 2800 revoluciones
ø exterior entrada 63 mm
ø exterior salida 48 mm
porta goma en latón
para SAMMIC LAVAVAJILLAS SL1200B



SAMMIC 2310641

3122295



GIRANTE ø 124 mm



IMPELLER ø 124 mm



LAUFRAD ø 124 mm



IMPULSOR ø 124 mm



SAMMIC 2319041

SAMMIC 2319043

3122474



ELETTROPOMPA 1227.2735 3HP 230/400V

230/400V 50Hz 7/4A 3HP 2800 giri
ø esterno entrata 63 mm
ø esterno uscita 48 mm
per SAMMIC LAVASTOVIGLIE SU600S



ELECTROPUMP 1227.2735 3HP 230/400V

230/400V 50Hz 7/4A 3HP 2800 RPM
inlet external ø 63 mm
outlet external ø 48 mm
for SAMMIC DISHWASHER SU600S



ELEKTROPUMPE 1227.2735 3HP 230/400V

230/400V 50Hz 7/4A 3HP 2800 Motordrehzahl
Eingang Außen ø 63 mm
Ausgang Außen ø 48 mm
für SAMMIC SPÜLMASCHINE SU600S



ELECTROBOMBA 1227.2735 3HP 230/400V

230/400V 50Hz 7/4A 3HP 2800 revoluciones
ø exterior entrada 63 mm
ø exterior salida 48 mm
para SAMMIC LAVAVAJILLAS SU600S



SAMMIC 2311177

3122295



GIRANTE ø 124 mm



IMPELLER ø 124 mm



LAUFRAD ø 124 mm



IMPULSOR ø 124 mm



SAMMIC 2319041

SAMMIC 2319043



3122475



ELETTROPOMPA 1243.2704 3,2HP 230/400V
230/400V 50Hz 9/5,2A 3,2HP 2800 giri
ø esterno entrata 63 mm
ø esterno uscita 54 mm
per SAMMIC LAVASTOVIGLIE SU600S



ELECTROPUMP 1243.2704 3.2HP 220/240V
230/400V 50Hz 9/5,2A 3,2HP 2800 RPM
inlet external ø 63 mm
outlet external ø 48 mm
for SAMMIC DISHWASHER SU600S



ELEKTROPUMPE 1243.2704 3,2HP 230/400V
230/400V 50Hz 9/5,2A 3,2HP 2800 Motordrehzahl
Eingang Außen ø 63mm
Ausgang Außen ø 54 mm
für SAMMIC SPÜLMASCHINE SU600S



ELECTROBOMBA 1243.2704 3,2HP 230/400V
230/400V 50Hz 9/5,2A 3,2HP 2800 revoluciones
ø exterior entrada 63 mm
ø exterior salida 54 mm
para SAMMIC LAVAVAJILLAS SU600S



SAMMIC 2310969

3122295



GIRANTE ø 124 mm



IMPELLER ø 124 mm



LAUFRAD ø 124 mm



IMPULSOR ø 124 mm



SAMMIC 2319041

SAMMIC 2319043

3122476



ELETTROPOMPA 2233S1500 1,2HP 230V
230V 50Hz 6A 1,2HP 2800 giri
con condensatore 16 µF
ø esterno entrata 60 mm
ø esterno uscita 50 mm
per SAMMIC LAVASTOVIGLIE SL1100B



ELECTROPUMP 2233S1500 1.2HP 230V
230V 50Hz 6A 1,2HP 2800 RPM
with capacitor 16 µF
inlet external ø 60 mm
outlet external ø 50 mm
for SAMMIC DISHWASHER SL1100B



ELEKTROPUMPE 2233S1500 1,2HP 230V
230V 50Hz 6A 1,2HP 2800 Motordrehzahl
mit Verdampfer 16 µF
Ausgang Außen ø 60 mm
Ausgang Außen ø 50 mm
für SAMMIC SPÜLMASCHINE SL1100B



ELECTROBOMBA 2233S1500 1,2HP 230V
230V 50Hz 6A 1,2HP 2800 revoluciones
con condensador 16 µF
ø exterior entrada 60 mm
ø exterior salida 50 mm
para SAMMIC LAVAVAJILLAS SL1100B



SAMMIC 2307820

3122583



GIRANTE ø 109 mm



IMPELLER ø 109 mm



LAUFRAD ø 109 mm



IMPULSOR ø 109 mm



SAMMIC 2309841



Adattabile per • Suitable for • Passend für • Adaptable

3122478



ELETTROPOMPA 3983.1409 0,5HP 230V

230V 50Hz 2,5A 0,5HP 2800 giri
con condensatore 12,5 µF
ø esterno entrata 45 mm
ø esterno uscita 40 mm
portagomma ottone ø 10 mm
per SAMMIC LAVASTOVIGLIE SL290BS



ELECTROPUMP 3983.1409 0.5HP 230V

230V 50Hz 2,5A 0,5HP 2800 RPM
with capacitor 12.5 µF
inlet external ø 45 mm
outlet external ø 40 mm
brass hose-end ø 10 mm
for SAMMIC DISHWASHER SL290BS



ELEKTROPUMPE 3983.1409 0,5HP 230V

230V 50Hz 2,5A 0,5HP 2800 Motordrehzahl
mit Verdampfer 12,5 µF
Ausgang Außen ø 45 mm
Ausgang Außen ø 40 mm
Schlauchadapter aus Messing ø 10 mm
für SAMMIC SPÜLMASCHINE SL290BS



ELECTROBOMBA 3983.1409 0,5HP 230V

230V 50Hz 2,5A 0,5HP 2800 revoluciones
con condensador 12,5 µF
ø exterior entrada 45 mm
ø exterior salida 40 mm
porta goma en latón ø 10 mm
para SAMMIC LAVAVAJILLAS SL290BS



SAMMIC 2305895

3122484



KIT CORPO POMPA

completo di guarnizione
ø esterno entrata 45 mm
ø esterno uscita 40 mm
portagomma ottone ø 10 mm



PUMP HOUSING

complete with gasket
inlet external ø 45 mm
outlet internal ø 40 mm
brass hose-end ø 10 mm



KIT PUMPENKÖRPER

mit Dichtung
Eingang Außen ø 45 mm
Ausgang Außen ø 40 mm
Schlauchadapter aus Messing ø 10 mm



KIT CUERPO BOMBA

completo de junta
ø exterior entrada 45 mm
ø exterior salida 40 mm
porta goma en latón ø 10 mm



SAMMIC 2309875

3122080



GIRANTE ø 85 mm



IMPELLER ø 85 mm



LAUFRAD ø 85 mm



IMPULSOR ø 85 mm



SAMMIC 2309780



3122479



ELETTROPOMPA 3911.1428 0,75HP 230V

230V 50Hz 4A 0,75HP 2800 giri
con condensatore 12,5 µF
ø esterno entrata 45 mm
ø esterno uscita 40 mm
portagomma ottone ø 10 mm
per SAMMIC LAVASTOVIGLIE SL290BS



ELECTROPUMP 3911.1428 0.75HP 230V

230V 50Hz 4A 0.75HP 2800 RPM
with capacitor 12,5 µF
inlet external ø 45 mm
outlet external ø 40 mm
brass hose-end ø 10 mm
for SAMMIC DISHWASHER SL290BS

SAMMIC 2305057



ELEKTROPUMPE 3911.1428 0,75HP 230V

230V 50Hz 4A 0,75HP 2800 Motordrehzahl
mit Verdampfer 12,5 µF
Ausgang Außen ø 45 mm
Ausgang Außen ø 40 mm
Schlauchadapter aus Messing ø 10 mm
für SAMMIC SPÜLMASCHINE SL290BS



ELECTROBOMBA 3911.1428 0,75HP 230V

230V 50Hz 4A 0,75HP 2800 revoluciones
con condensador 12,5 µF
ø exterior entrada 45 mm
ø exterior salida 40 mm
porta goma en latón ø 10 mm
para SAMMIC LAVAVAJILLAS SL290BS



3122484



KIT CORPO POMPA

completo di guarnizione
ø esterno entrata 45 mm
ø esterno uscita 40 mm



PUMP HOUSING

complete with gasket
inlet external ø 45 mm
outlet internal ø 40 mm

SAMMIC 2309875



KIT PUMPENKÖRPER

mit Dichtung
Eingang Außen ø 45 mm
Ausgang Außen ø 40 mm



KIT CUERPO BOMBA

completo de junta
ø exterior entrada 45 mm
ø exterior salida 40 mm



3122110



GIRANTE ø 96 mm



IMPELLER ø 96 mm

SAMMIC 2309577



LAUFRAD ø 96 mm



IMPULSOR ø 96 mm



3122477



ELETTROPOMPA 2256V1425 1HP 230V

230V 50Hz 4,5A 1HP 2750 giri
con condensatore 16 µF
ø esterno entrata 45 mm
ø esterno uscita 40 mm
portagomma ottone 10 mm
per SAMMIC LAVASTOVIGLIE SL650CS



ELECTROPUMP 2256V1425 1HP 230V

230V 50Hz 4,5A 1HP 2750 RPM
with capacitor 16 µF
inlet external ø 45 mm
outlet external ø 40 mm
brass hose-end ø 10 mm
for SAMMIC DISHWASHER SL650CS

SAMMIC 2304290



ELEKTROPUMPE 2256V1425 1HP 230V

230V 50Hz 4,5A 1HP 2750 Motordrehzahl
mit Verdampfer 16 µF
Ausgang Außen ø 45 mm
Ausgang Außen ø 40 mm
Schlauchadapter aus Messing ø 10 mm
für SAMMIC SPÜLMASCHINE SL650CS



ELECTROBOMBA 2256V1425 1HP 230V

230V 50Hz 4,5A 1HP 2750 revoluciones
con condensador 16 µF
ø exterior entrada 45 mm
ø exterior salida 40 mm
porta goma en latón ø 10 mm
para SAMMIC LAVAVAJILLAS SL650CS





Adattabile per • Suitable for • Passend für • Adaptable

3122481



ELETTROPOMPA 2240.1411 0,33HP 230V

230V 50Hz 1,7A 0,33HP 2700 giri
con condensatore 10 µF
ø esterno entrata 30 mm
ø esterno uscita 30 mm
portagomma otone ø 10 mm
per SAMMIC LAVASTOVIGLIE SL20-SL21



ELECTROPUMP 2240.1411 0.33HP 230V

230V 50Hz 1,7A 0,33HP 2700 RPM
with capacitor 10 µF
inlet external ø 30 mm
outlet external ø 30 mm
brass hose-end ø 10 mm
for SAMMIC DISHWASHER SL20-SL21

SAMMIC 2307070

3122485



KIT CORPO POMPA

completo di guarnizione
ø esterno entrata 30 mm
ø esterno uscita 30 mm
portagomma ottone ø 10 mm



PUMP HOUSING

complete with gasket
inlet external ø 30 mm
outlet internal ø 30 mm
brass hose-end ø 10 mm

SAMMIC 2309847

3122105



GIRANTE ø 84 mm



IMPELLER ø 84 mm

SAMMIC 2309747



ELEKTROPUMPE 2240.1411 0,33HP 230V

230V 50Hz 1,7A 0,33HP 2700 Motordrehzahl
mit Verdampfer 10 µF
Ausgang Außen ø 30 mm
Ausgang Außen ø 30 mm
Schlauchadapter aus Messing ø 10 mm
für SAMMIC SPÜLMASCHINE SL20-SL21



ELECTROBOMBA 2240.1411 0,33HP 230V

230V 50Hz 1,7A 0,33HP 2700 revoluciones
con condensador 10 µF
ø exterior entrada 30 mm
ø exterior salida 28 mm
porta goma en latón ø 10 mm
para SAMMIC LAVAVAJILLAS SL20-SL21



KIT PUMPENKÖRPER

mit Dichtung
Eingang Außen ø 30 mm
Ausgang Außen ø 30 mm
Schlauchadapter aus Messing ø 10 mm



KIT CUERPO BOMBA

completo de junta
ø exterior entrada 30 mm
ø exterior salida 30 mm
porta goma en latón ø 10 mm



LAUFRAD ø 84 mm



IMPULSOR ø 84 mm





3122482



ELETTROPOMPA 2211.1610 0,10HP 220/240V

220/240V 50Hz 1,1A 0,10HP 2800 giri
con condensatore 5 µF
ø esterno entrata 28 mm
ø esterno uscita 28 mm
portagomma ø 12 mm
per SAMMIC LAVASTOVIGLIE SL18-SL19



ELEKTROPUMPE 2211.1610 0,10HP 220/240V

220/240V 50Hz 1,1A 0,10HP 2800 Motordrehzahl
mit Verdampfer 5 µF
Ausgang Außen ø 28 mm
Ausgang Außen ø 28 mm
Schlauchadapter ø 12 mm
für SAMMIC SPÜLMASCHINE SL18-SL19



ELECTROPUMP 2211.1610 0.10HP 220/240V

220/240V 50Hz 1,1A 0,10HP 2800 RPM
with capacitor 5 µF
inlet external ø 28 mm
outlet external ø 28 mm
hose-end ø 12 mm
for SAMMIC DISHWASHER SL18-SL19



ELECTROBOMBA 2211.1610 0,10HP 220/240V

220/240V 50Hz 1,1A 0,10HP 2800 revoluciones
con condensador 5 µF
ø exterior entrada 28 mm
ø exterior salida 28 mm
porta goma ø 12 mm
para SAMMIC LAVAVAJILLAS SL18-SL19

SAMMIC 4301828

3122579



KIT CORPO POMPA

completo di guarnizione
ø esterno entrata 28 mm
ø esterno uscita 26 mm
raccordo dosatore ø esterno 12 mm



KIT PUMPENKÖRPER

komplett mit Dichtung
ø Außen Eingang 28 mm
ø Außen Ausgang 26 mm
Anschluss Dosiergerät ø Aussen 12 mm



PUMP HOUSING

complete with gasket
inlet external ø 28 mm
outlet external ø 26 mm
dosing pump connection external ø 12 mm



KIT CUERPO BOMBA

con juntas
ø exterior entrada 28 mm
ø exterior salida 26 mm
racor dosificador ø exterior 12 mm

SAMMIC 2309837

3122483



ELETTROPOMPA BE50C5 150W 230V

230V 50Hz 150W
ø esterno entrata 24 mm
ø esterno uscita 24 mm
per SAMMIC LAVASTOVIGLIE SU600S



ELEKTROPUMPE BE50C5 150W 230V

230V 50Hz 150W
Eingang Außen ø 24 mm
Ausgang Außen ø 24 mm
für SAMMIC SPÜLMASCHINE SU600S



ELECTROPUMP BE50C5 150W 230V

230V 50Hz 150W
inlet external ø 24 mm
outlet external ø 24 mm
for SAMMIC DISHWASHER SU600S



ELECTROBOMBA

230V 50Hz 150W
ø exterior entrada 24 mm
ø exterior salida 24 mm
para SAMMIC LAVAVAJILLAS SU600S

SAMMIC 2310784



Adattabile per • Suitable for • Passend für • Adaptable

UNIVERBAR

3122564



ELETTROPOMPA 2213.1417 0,20HP 220/240V

220/240V 50Hz 1,5A 0,20HP 2600 giri
condensatore 6,3 µF
ø esterno entrata 27 mm - ø esterno uscita 27 mm
ø esterno raccordo dosatore 12 mm
per UNIVERBAR LAVASTOVIGLIE MIX-TOP-MINIBET-BET37
MINIBETD-BET37D-BET40-BET40D



ELECTROPUMP 2213.1417 0.20HP 220/240V

220/240V 50Hz 1.5A 0.20HP 2600 RPM
capacitor 6.3µF
external inlet ø 27 mm - external outlet ø 27 mm
injector fitting external ø 12 mm
for UNIVERBAR DISHWASHER MIX-TOP-MINIBET-BET37
MINIBETD-BET37D-BET40-BET40D



ELEKTROPUMPE 2213.1417 0,20HP 220/240V

220/240V 50Hz 1,5A 0,20HP 2600 Umdrehungen
Kondensator 6,5µF
ø Außen Eingang 27 mm - ø Außen Ausgang 27 mm
ø Außen Anschluss Dosiergerät 12 mm
für UNIVERBAR SPÜLMASCHINE MIX-TOP-MINIBET-BET37
MINIBETD-BET37D-BET40-BET40D



ELECTROBOMBA 2213.1417 0,20HP 220/240V

220/240V 50Hz 1,5A 0,20HP 2600 revoluciones
condensador 6,3 µF
ø exterior entrada 27 mm - ø exterior salida 27 mm
ø exterior racor dosificador 12 mm
para UNIVERBAR LAVAVAJILLAS MIX-TOP-MINIBET-BET37
MINIBETD-BET37D-BET40-BET40D



UNIVERBAR 3823

3122566



ELETTROPOMPA T.5 0,35KW 230V

230V 50Hz 2,4A 0,35KW 2700 giri
condensatore 10µF
ø esterno entrata 50 mm - ø esterno uscita 40 mm
ø esterno seconda uscita 30 mm
ø esterno attacco dosatore 10 mm
per UNIVERBAR LAVASTOVIGLIE SINCR0-SINCR0D-MIDI50
MIDI50D-CASTA



ELECTROPUMP T.5 0.35KW 230V

230V 50Hz 2.4A 0.35KW 2700 RPM
capacitor 10µF
external inlet ø 50 mm - external outlet ø 40 mm
2nd outlet external ø 30 mm
injector connection external ø 10 mm
for UNIVERBAR DISHWASHER SINCR0-SINCR0D-MIDI50
MIDI50D-CASTA



ELEKTROPUMPE T.5 0,35KW 230V

230V 50Hz 2,4A 0,35KW 2700 Umdrehungen
Kondensator 10µF
ø Außen Eingang 50 mm - ø Außen Ausgang 40 mm
ø Außen zweite Ausgang 30 mm
ø Außen Anschluss Dosiergerät 10 mm
für UNIVERBAR SPÜLMASCHINE SINCR0-SINCR0D-MIDI50
MIDI50D-CASTA



ELECTROBOMBA T.5 0,35KW 230V

230V 50Hz 2,4A 0,35KW 2700 revoluciones
condensador 10µF
ø exterior entrada 50 mm - ø exterior salida 40 mm
ø exterior segunda salida 30 mm
ø exterior conexión dosificador 10 mm
para UNIVERBAR LAVAVAJILLAS SINCR0-SINCR0D-MIDI50
MIDI50D-CASTA



UNIVERBAR 3730

3122567



ELETTROPOMPA T.75 0,55KW 230V

230V 50Hz 3,2A 0,55KW 2750 giri
condensatore 12,5µF
ø esterno entrata 50 mm - ø esterno uscita 50 mm
ø esterno seconda uscita 31 mm - ø esterno uscita dosatore 10 mm
per UNIVERBAR LAVASTOVIGLIE LOGOS-LOGOSD-OMEGA
OMEGAD-BRAMA



ELECTROPUMP T.75 0.55KW 230V

230V 50Hz 3.2A 0.55KW 2750 RPM
capacitor 12.5µF
external inlet ø 50 mm - external outlet ø 50 mm
2nd outlet external ø 31 mm - injector outlet external ø 10 mm
for UNIVERBAR DISHWASHER LOGOS-LOGOSD-OMEGA
OMEGAD-BRAMA



ELEKTROPUMPE T.75 0,55KW 230V

230V 50Hz 3,2A 0,55KW 2750 Umdrehungen
Kondensator 12,5µF
ø Außen Eingang 50 mm - ø Außen Ausgang 50 mm
ø Außen zweite Ausgang 31 mm - ø Außen Ausgang Dosiergerät 10 mm
für UNIVERBAR SPÜLMASCHINE LOGOS-LOGOSD-OMEGA
OMEGAD-BRAMA



ELECTROBOMBA T.75 0,55KW 230V

230V 50Hz 3,2A 0,55KW 2750 revoluciones
condensador 12,5µF
ø exterior entrada 50 mm - ø exterior salida 50 mm
ø exterior segunda salida 31 mm - ø exterior salida dosificador 10 mm
para UNIVERBAR LAVAVAJILLAS LOGOS-LOGOSD-OMEGA
OMEGAD-BRAMA



UNIVERBAR 3350



3120005



ELETTROVALVOLA 329 220/240V ø 10 mm
elettrovalvola 180° - 220/240V 50/60Hz - max 90°C
entrata da 3/4" - uscita ø 10 mm



SOLENOID VALVE 329 220/240V ø 10 mm
solenoid valve 180° - 220/240V 50/60Hz - max 90°C
inlet 3/4" - outlet ø 10 mm

FAGOR Z701135000

JEMI 2017007



MAGNETVENTIL 329 220/240V ø 10 mm
Magnetventil 180° - 220/240V 50/60 Hz - max 90°C
Eingang 3/4" - Ausgang ø 10 mm



ELECTROVÁLVULA 329 220/240V ø 10 mm
electroválvula 180° - 220/240V 50/60Hz - max 90°C
entrada de 3/4" - salida ø 10 mm



3120007



ELETTROVALVOLA 349 220/240V ø 10 mm
elettrovalvola 180° - 220/240V 50/60Hz - max 90°C
entrata da 3/4" - due uscite ø 10 mm



SOLENOID VALVE 349 220/240V ø 10 mm
solenoid valve 180° - 220/240V 50/60Hz - max 90°C
inlet 3/4" - dual outlet ø 10 mm

FAGOR P255001000

JEMI 2017022



MAGNETVENTIL 349 220/240V ø 10 mm
Magnetventil 180° - 220/240V 50/60 Hz - max 90°C
Eingang 3/4" - 2 Ausgänge ø 10 mm



ELECTROVÁLVULA 349 220/240V ø 10 mm
electroválvula 180° - 220/240V 50/60Hz - max 90°C
entrada de 3/4" - dos salidas ø 10 mm



3120404



ELETTROVALVOLA 230V ø 10,5 mm
elettrovalvola 90° - 230V 50/60Hz - max 90°C
entrata da 3/4" - uscita ø 10,5 mm



SOLENOID VALVE 230V ø 10,5 mm
solenoid valve 90° - 230V 50/60Hz - max 90°C
3/4" inlet - 1 outlet ø 10,5 mm

UNIVERBAR 4078



MAGNETVENTIL 230V ø 10,5 mm
Magnetventil 90° - 230V 50/60Hz - max 90°C
Eingang 3/4" - Ausgang ø 10,5 mm



ELECTROVÁLVULA 230V ø 10,5 mm
electroválvula 90° - 230V 50/60Hz - max 90°C
entrada 3/4" - 1 salida ø 10,5 mm



3120405



ELETTROVALVOLA 230V ø 10,5 mm
elettrovalvola 180° - 230V 50/60Hz - max 90°C
entrata da 3/4" - uscita ø 10,5 mm



SOLENOID VALVE 230V ø 10,5 mm
solenoid valve 180° - 230V 50/60Hz - max 90°C
inlet 3/4" - outlet ø 10,5 mm

UNIVERBAR 4075

LINEA BLANCA A020030



MAGNETVENTIL 230V ø 10,5 mm
Magnetventil 180° - 230V 50/60Hz - max 90°C
Eingang 3/4" - 1 Ausgang ø 10,5 mm



ELECTROVÁLVULA 230V ø 10,5 mm
electroválvula 180° - 230V 50/60Hz - max 90°C
entrada 3/4" - 1 salida ø 10,5 mm



3120407



ELETTROVALVOLA 230V ø 10,5 mm
elettrovalvola 180° - 230V 50/60Hz - max 90°C
entrata da 3/4" - due uscite ø 10,5 mm



SOLENOID VALVE 230V ø 10,5 mm
solenoid valve 180° - 230V 50/60Hz - max 90°C
inlet 3/4" - 2 outlets ø 10,5 mm

UNIVERBAR 4076



MAGNETVENTIL 230V ø 10,5 mm
Magnetventil 180° - 230V 50/60Hz - max 90°C
Eingang 3/4" - 2 Ausgänge ø 10,5 mm



ELECTROVÁLVULA 230V ø 10,5 mm
electroválvula 180° - 230V 50/60Hz - max 90°C
entrada 3/4" - 2 salidas ø 10,5 mm





Adattabile per • Suitable for • Passend für • Adaptable

3120000

 **FILTRO ENTRATA PER ELETTROVALVOLA**
per elettrovalvole ELBI

 **FILTER FÜR MAGNETVENTIL**
für Magnetventile ELBI



 **FILTER FOR INLET SOLENOID VALVE**
for solenoid valves ELBI

 **FILTRO ENTRADA PARA ELECTROVÁLVULA**
para electroválvulas ELBI

3120015

 **RIDUTTORE IN USCITA 0,5 l/min ROSSO**

 **REDUZIERUNG AUSGANG 0,5 L/Min ROT**



 **OUTLET PRESSURE REDUCER 0.5 l/min RED**

 **REDUCTOR DE SALIDA 0,5 L/min ROJO**

3120016

 **RIDUTTORE IN USCITA 1,2 l/min**

 **REDUZIERUNG AUSGANG 1,2 L/Min**



 **OUTLET PRESSURE REDUCER 1.2 l/min**

 **REDUCTOR DE SALIDA 1,2 L/min**

3120017

 **RIDUTTORE IN USCITA 2,5 l/min ARANCIO**

 **REDUZIERUNG AUSGANG 2,5 L/Min ORANGE**



 **OUTLET PRESSURE REDUCER 2.5 l/min ORANGE**

 **REDUCTOR DE SALIDA 2,5 L/min NARANJA**

3120037

 **RIDUTTORE IN USCITA 0,25 l/min VERDE**

 **REDUZIERUNG AUSGANG 0,25 L/Min GRÜN**



 **OUTLET PRESSURE REDUCER 0.25 l/min GREEN**

 **REDUCTOR DE SALIDA 0,25 L/min VERDE**

3120201

 **RIDUTTORE IN USCITA 4,7 l/min**

 **REDUZIERUNG AUSGANG 4,7 L/Min**



 **OUTLET PRESSURE REDUCER 4.7 l/min**

 **REDUCTOR DE SALIDA 4,7 L/min**

3120202

 **RIDUTTORE IN USCITA 0,35 l/min GIALLO**

 **REDUZIERUNG AUSGANG 0,35 L/Min GELB**



 **OUTLET PRESSURE REDUCER 0.35 l/min YELLOW**

 **REDUCTOR DE SALIDA 0,35 L/min AMARILLO**

3120203

 **RIDUTTORE IN USCITA 2 l/min BIANCO**

 **REDUZIERUNG AUSGANG 2 L/Min WEISS**



 **OUTLET PRESSURE REDUCER 2 l/min WHITE**

 **REDUCTOR DE SALIDA 2 L/min BLANCO**



Adattabile per • Suitable for • Passend für • Adaptable

3120204



RIDUTTORE IN USCITA 5,5 l/min BRUNO



OUTLET PRESSURE REDUCER 5.5 l/min BROWN



REDUZIERUNG AUSGANG 5,5 L/Min BRAUN



REDUCTOR DE SALIDA 5,5 L/min MARRÓN



3120019



RIDUTTORE IN ENTRATA 5,5 l/min



INLET PRESSURE REDUCER 5.5 l/min



REDUZIERUNG EINGANG 5,5 L/Min



REDUCTOR DE ENTRADA 5,5 L/min



3120021



RIDUTTORE IN ENTRATA 12 l/min



INLET PRESSURE REDUCER 12 l/min



REDUZIERUNG EINGANG 12 L/Min



REDUCTOR DE ENTRADA 12 L/min



3120022



RIDUTTORE IN ENTRATA 16 l/min



INLET PRESSURE REDUCER 16 l/min



REDUZIERUNG EINGANG 16 L/Min



REDUCTOR DE ENTRADA 16 L/min





Adattabile per • Suitable for • Passend für • Adaptable

FAGOR

3160196



FILTRO ACQUA ø 205 mm
per FI30/48/64/50/72/48B/64B



WATER FILTER ø 205 mm
for FI30/48/64/50/72/48B/64B

FAGOR Z200922000



WASSERFILTER ø 205 mm
für FI30/48/64/50/72/48B/64B



FILTRO AGUA ø 205 mm
para FI30/48/64/50/72/48B/64B



3160197



FILTRO ACQUA ø 145 mm
altezza 130 mm
per LVR10-LVC12-LVC15



WATER FILTER ø 145 mm
height 130 mm
for LVR10-LVC12-LVC15

FAGOR Z400920000



WASSERFILTER ø 145 mm
Höhe 130 mm
für LVR10-LVC12-LVC15



FILTRO AGUA ø 145 mm
altura 130 mm
para LVR10-LVC12-LVC15



3160355



SUPPORTO INFERIORE FILTRO



FILTER LOWER SUPPORT

FAGOR Z400901000



FILTERHALTERUNG UNTEN



SOPORTE INFERIOR FILTRO



3160354



FILTRO INOX 634x224 mm
per FAGOR LAVASTOVIGLIE CLINIC-FI80-FI80W-FI100
FI120-ECO120-FI120W-MF120



STAINLESS STEEL FILTER 634x224 mm
for FAGOR DISHWASHER CLINIC-FI80-FI80W-FI100
FI120-ECO120-FI120W-MF120

FAGOR 12Z7108010



FILTER INOX 634x224 mm
für FAGOR SPÜLMASCHINE CLINIC-FI80-FI80W-FI100
FI120-ECO120-FI120W-MF120



FILTRO INOX 634x224 mm
para FAGOR LAVAVAJILLAS CLINIC-FI80-FI80W-FI100
FI120-ECO120-FI120W-MF120



3160357



FILTRO INOX 445x290 mm
per FAGOR LAVASTOVIGLIE CLINIC-FI80-FI80W-FI160
FI200-ECO160-ECO200-FI200W-FI370-FI550-ECO370
ECO550-FI100-FI120-ECO120-FI120W-MF120



STAINLESS STEEL FILTER 445x290 mm
for FAGOR DISHWASHER CLINIC-FI80-FI80W-FI160
FI200-ECO160-ECO200-FI200W-FI370-FI550-ECO370
ECO550-FI100-FI120-ECO120-FI120W-MF120

FAGOR 12Z7109070



FILTER INOX 445x290 mm
für FAGOR SPÜLMASCHINE CLINIC-FI80-FI80W-FI160
FI200-ECO160-ECO200-FI200W-FI370-FI550-ECO370
ECO550-FI100-FI120-ECO120-FI120W-MF120



FILTRO INOX 445x290 mm
para FAGOR LAVAVAJILLAS CLINIC-FI80-FI80W-FI160
FI200-ECO160-ECO200-FI200W-FI370-FI550-ECO370
ECO550-FI100-FI120-ECO120-FI120W-MF120





3160356



FILTRO INOX

dimensioni filtro 150x100x73 mm
dimensioni alette di appoggio 170x115 mm
per FAGOR LAVASTOVIGLIE CLINIC-FI80-FI80W-FI100
FI120-ECO120-FI120W-MF120



STAINLESS STEEL FILTER

filter dimensions 150x100x73 mm
supporting wings 170x115 mm
for FAGOR DISHWASHER CLINIC-FI80-FI80W-FI100
FI120-ECO120-FI120W-MF120



FILTER INOX

Maße des Filters 150x100x73 mm
Maße der Standflügel 170x115 mm
für FAGOR SPÜLMASCHINE CLINIC-FI80-FI80W-FI100
FI120-ECO120-FI120W-MF120



FILTRO INOX

dimensiones filtro 150x100x73 mm
dimensiones aletas apoyo 170x115 mm
para FAGOR LAVAVAJILLAS CLINIC-FI80-FI80W-FI100
FI120-ECO120-FI120W-MF120



FAGOR 12Z7108040

JEMI

3160191



FILTRO POMPA 100x100x45 mm

per JEMI LAVASTOVIGLIE GS2-GS3-GS4/2-GS4/2AF-GS6



PUMP FILTER 100x100x45 mm

for JEMI DISHWASHER GS2-GS3-GS4/2-GS4/2AF-GS6



PUMPENFILTER 100x100x45 mm

für JEMI SPÜLMASCHINE GS2-GS3-GS4/2-GS4/2AF-GS6



FILTRO BOMBA 100x100x45 mm

para JEMI LAVAVAJILLAS GS2-GS3-GS4/2-GS4/2AF-GS6



JEMI 4082003

3160362



FILTRO IN PLASTICA ø 123x60 mm

per JEMI LAVASTOVIGLIE GS6-GS6AF-GS18-GS19



PLASTIC FILTER ø 123x60 mm

for JEMI DISHWASHER GS6-GS6AF-GS18-GS19



FILTER AUS KUNSTSTOFF ø 123x60 mm

für JEMI SPÜLMASCHINE GS6-GS6AF-GS18-GS19



FILTRO EN PLÁSTICO ø 123x60 mm

para JEMI LAVAVAJILLAS GS6-GS6AF-GS18-GS19



JEMI 4082008

3160363



FILTRO INOX ø 128x58 mm

per JEMI LAVASTOVIGLIE GS8/2-GS9-GS19



S/STEEL FILTER ø 128x58 mm

for JEMI DISHWASHER GS8/2-GS9-GS19



FILTER AUS INOX ø 128x58 mm

für JEMI SPÜLMASCHINE GS8/2-GS9-GS19



FILTRO INOX ø 128x58 mm

para JEMI LAVAVAJILLAS GS8/2-GS9-GS19



JEMI 0522080

3160364



FILTRO INOX ø 177x77 mm

per JEMI LAVASTOVIGLIE GS30-GS82-GS82M-GS100



S/STEEL FILTER ø 177x77 mm

for JEMI DISHWASHER GS30-GS82-GS82M-GS100



FILTER AUS INOX ø 177x77 mm

für JEMI SPÜLMASCHINE GS30-GS82-GS82M-GS100



FILTRO INOX ø 177x77 mm

para JEMI LAVAVAJILLAS GS30-GS82-GS82M-GS100



JEMI 0522082



Adattabile per • Suitable for • Passend für • Adaptable

3160365



FILTRO INOX ø 43 mm

per JEMI LAVASTOVIGLIE GS9-GS19



S/STEEL FILTER ø 43 mm

for JEMI DISHWASHER GS9-GS19

JEMI 0522209



FILTER AUS INOX ø 43 mm

für JEMI SPÜLMASCHINE GS9-GS19



FILTRO INOX ø 43 mm

para JEMI LAVAVAJILLAS GS9-GS19



3160366



FILTRO ANTIDISTURBO 250/440V

per JEMI LAVASTOVIGLIE GS9-GS18-GS19-GS20-GS30
GS82M-GS83-GS102-GSP45-MA/MC



PROTECTION FILTER 250/440V

for JEMI DISHWASHER GS9-GS18-GS19-GS20-GS30
GS82M-GS83-GS102-GSP45-MA/MC

JEMI 2013082



ENTSTÖRFILTER 250/440V

für JEMI SPÜLMASCHINE GS9-GS18-GS19-GS20-GS30
GS82M-GS83-GS102-GSP45-MA/MC



FILTRO ANTIPARASITOS 250/440V

para JEMI LAVAVAJILLAS GS9-GS18-GS19-GS20-GS30
GS82M-GS83-GS102-GSP45-MA/MC



LINEA BLANCA - TORNADO

3160192



FILTRO VASCA INOX

larghezza 110 mm - altezza 90 mm
per LINEA BLANCA LAVASTOVIGLIE LC80-LC140



STAINLESS STEEL TANK FILTER

width 110 mm - height 90 mm
for LINEA BLANCA DISHWASHER LC80-LC140

LINEA BLANCA A430006



WANNENFILTER AUS INOX

Breite 110 mm - Höhe 90 mm
für LINEA BLANCA GESCHIRRSPÜLER LC80-LC140



FILTRO CUBA INOX

anchura 110 mm - 'altura 90 mm
para LINEA BLANCA LAVAVAJILLAS LC80-LC140



3160358



FILTRO INOX

dimensioni filtro 153x85x78 mm
dimensioni guarnizione 160x90 mm
per LINEA BLANCA LAVASTOVIGLIE LC1000-LC1500



STAINLESS STEEL FILTER

filter dimensions 153x85x78 mm
gasket dimensions 160x90 mm
for LINEA BLANCA DISHWASHER LC1000-LC1500

LINEA BLANCA A430010



FILTER INOX

Maße des Filters 153x85x78 mm
Maß der Dichtung 160x90 mm
für LINEA BLANCA GESCHIRRSPÜLER LC1000-LC1500



FILTRO INOX

dimensiones filtro 153x85x78 mm
dimensiones junta 160x90 mm
para LINEA BLANCA LAVAVAJILLAS LC1000-LC1500



3160367



POMOLO FISSAGGIO FILTRO INOX M6



FIXING KNOB FOR S/STEEL FILTER M6

LINEA BLANCA A040300



BEFESTIGUNGSKNOPF ZUM FILTER INOX M6



POMO ANCLAJE FILTRO INOX M6





SAMMIC

3160350



FILTRO IMPURITÀ

per SAMMIC LAVASTOVIGLIE SL23-SL2



IMPURITIES FILTER

for SAMMICDISHWASHER SL23-SL2

SAMMIC 2313200



VERUNREINIGUNGSENFILTER

für SAMMIC SPÜLMASCHINE SL23-SL2



FILTRO IMPUREZAS

para SAMMIC LAVAVAJILLAS SL23-SL2



3160368



FILTRO ANTIDISTURBO



PROTECTION FILTER

SAMMIC 2310793



ENTSTÖRFILTER



FILTRO ANTIPARASITOS



UNIVERBAR

3160359



FILTRO INOX ø 100x52 mm

per UNIVERBAR LAVASTOVIGLIE MIX-TOP-MINIBET-BET37
MINIBETD-BET37D-BET40-BET40D-ERGON-ERGOND-MIDI40
MIDI40D



S/STEEL FILTER ø 100x52 mm

for UNIVERBAR DISHWASHER MIX-TOP-MINIBET-BET37
MINIBETD-BET37D-BET40-BET40D-ERGON-ERGOND-MIDI40
MIDI40D

UNIVERBAR 4157



FILTER AUS INOX ø 100x52 mm

für UNIVERBAR SPÜLMASCHINE MIX-TOP-MINIBET-BET37
MINIBETD-BET37D-BET40-BET40D-ERGON-ERGOND-MIDI40
MIDI40D



FILTRO INOX ø 100x52 mm

para UNIVERBAR LAVAVAJILLAS MIX-TOP-MINIBET-BET37
MINIBETD-BET37D-BET40-BET40D-ERGON-ERGOND-MIDI40
MIDI40D



3160361



GHIERA FISSAGGIO FILTRO M5



LOCKING NUT FOR FILTER M5

UNIVERBAR 4159



ZENTRIERUNGSRING FÜR FILTER M5



CERCO ANCLAJE FILTRO M5



3160360



FILTRO INOX COMPLETO ø 195x55 mm

per UNIVERBAR LAVASTOVIGLIE SINCRO-SINCROD-MIDI50
MIDI50D-LOGOS-LOGOSD-OMEGA-OMEGAD-COSMO-COMPACT
CASTA-BRAMA



COMPLETE S/STEEL FILTER ø 195x55 mm

for UNIVERBAR DISHWASHER SINCRO-SINCROD-MIDI50
MIDI50D-LOGOS-LOGOSD-OMEGA-OMEGAD-COSMO-COMPACT
CASTA-BRAMA

UNIVERBAR 4633



FILTER AUS INOX KOMPLETT ø 195x55 mm

für UNIVERBAR SPÜLMASCHINE SINCRO-SINCROD-MIDI50
MIDI50D-LOGOS-LOGOSD-OMEGA-OMEGAD-COSMO-COMPACT
CASTA-BRAMA



FILTRO INOX COMPLETO ø 195x55 mm

para UNIVERBAR LAVAVAJILLAS SINCRO-SINCROD-MIDI50
MIDI50D-LOGOS-LOGOSD-OMEGA-OMEGAD-COSMO-COMPACT
CASTA-BRAMA





Adattabile per • Suitable for • Passend für • Adaptable

3187014



GUAINA PORTABULBO

attacco M10 - per bulbo max ø 7 mm

lunghezza 110 mm

per UNIVERBAR LAVASTOVIGLIE MIX-TOP-MINIBET-BET37
MINIBETD-BET37D-BET40-BET40D-ERGO-ERGOND-MIDI40
MIDI40D-SINCRO-SINCROD-MIDI50-MIDI50D-LOGOS-LOGOSD
OMEGA-OMEGAD-COSMO-COMPACT-CASTA-BRAMA-ETRACR
ETRACF



THERMOSTAT PROBE RECEPTACLE

M10 connection - for bulb max ø 7 mm

length 110 mm

for UNIVERBAR DISHWASHER MIX-TOP-MINIBET-BET37
MINIBETD-BET37D-BET40-BET40D-ERGO-ERGOND-MIDI40
MIDI40D-SINCRO-SINCROD-MIDI50-MIDI50D-LOGOS-LOGOSD
OMEGA-OMEGAD-COSMO-COMPACT-CASTA-BRAMA-ETRACR
ETRACF

UNIVERBAR 1503



HÜLLE FÜR HÜLSE FÜR WULST

Anschluß M10 - für Wulst max ø 7 mm

Länge 110 mm

für UNIVERBAR SPÜLMASCHINE MIX-TOP-MINIBET-BET37
MINIBETD-BET37D-BET40-BET40D-ERGO-ERGOND-MIDI40
MIDI40D-SINCRO-SINCROD-MIDI50-MIDI50D-LOGOS-LOGOSD
OMEGA-OMEGAD-COSMO-COMPACT-CASTA-BRAMA-ETRACR
ETRACF



VAINA BULBO

conexión M10 - para bulbo max ø 7 mm

longitud 110 mm

para UNIVERBAR LAVAVAJILLAS MIX-TOP-MINIBET-BET37
MINIBETD-BET37D-BET40-BET40D-ERGO-ERGOND-MIDI40
MIDI40D-SINCRO-SINCROD-MIDI50-MIDI50D-LOGOS-LOGOSD
OMEGA-OMEGAD-COSMO-COMPACT-CASTA-BRAMA-ETRACR
ETRACF

3528035



DADO BASSO M10

per guaina portabulbo

per UNIVERBAR LAVASTOVIGLIE MIX-TOP-MINIBET-BET37
MINIBETD-BET37D-BET40-BET40D-ERGO-ERGOND-MIDI40
MIDI40D-SINCRO-SINCROD-MIDI50-MIDI50D-LOGOS-LOGOSD
OMEGA-OMEGAD-COSMO-COMPACT-CASTA-BRAMA



LOW NUT M10

for thermostat probe receptacle

for UNIVERBAR DISHWASHER MIX-TOP-MINIBET-BET37
MINIBETD-BET37D-BET40-BET40D-ERGO-ERGOND-MIDI40
MIDI40D-SINCRO-SINCROD-MIDI50-MIDI50D-LOGOS-LOGOSD
OMEGA-OMEGAD-COSMO-COMPACT-CASTA-BRAMA

UNIVERBAR 1505



KLEINE MUTTER M10

für Hülse für Wulst

für UNIVERBAR SPÜLMASCHINE MIX-TOP-MINIBET-BET37
MINIBETD-BET37D-BET40-BET40D-ERGO-ERGOND-MIDI40
MIDI40D-SINCRO-SINCROD-MIDI50-MIDI50D-LOGOS-LOGOSD
OMEGA-OMEGAD-COSMO-COMPACT-CASTA-BRAMA



TUERCA BAJA M10

para vaina bulbo

para UNIVERBAR LAVAVAJILLAS MIX-TOP-MINIBET-BET37
MINIBETD-BET37D-BET40-BET40D-ERGO-ERGOND-MIDI40
MIDI40D-SINCRO-SINCROD-MIDI50-MIDI50D-LOGOS-LOGOSD
OMEGA-OMEGAD-COSMO-COMPACT-CASTA-BRAMA

3786182



GUARNIZIONE PIANA ø 17x10x2 mm

per guaina portabulbo

per UNIVERBAR LAVASTOVIGLIE MIX-TOP-MINIBET-BET37
MINIBETD-BET37D-BET40-BET40D-ERGO-ERGOND-MIDI40
MIDI40D-SINCRO-SINCROD-MIDI50-MIDI50D-LOGOS-LOGOSD
OMEGA-OMEGAD-COSMO-COMPACT-CASTA-BRAMA



FLAT GASKET ø 17x10x2 mm

for thermostat probe receptacle

for UNIVERBAR DISHWASHER MIX-TOP-MINIBET-BET37
MINIBETD-BET37D-BET40-BET40D-ERGO-ERGOND-MIDI40
MIDI40D-SINCRO-SINCROD-MIDI50-MIDI50D-LOGOS-LOGOSD
OMEGA-OMEGAD-COSMO-COMPACT-CASTA-BRAMA

UNIVERBAR 1504



DICHTUNG FLACH ø 17x10x2 mm

mit Hülse für Wulst

für UNIVERBAR SPÜLMASCHINE MIX-TOP-MINIBET-BET37
MINIBETD-BET37D-BET40-BET40D-ERGO-ERGOND-MIDI40
MIDI40D-SINCRO-SINCROD-MIDI50-MIDI50D-LOGOS-LOGOSD
OMEGA-OMEGAD-COSMO-COMPACT-CASTA-BRAMA



JUNTA PLANA ø 17x10x2 mm

para vaina bulbo

para UNIVERBAR LAVAVAJILLAS MIX-TOP-MINIBET-BET37
MINIBETD-BET37D-BET40-BET40D-ERGO-ERGOND-MIDI40
MIDI40D-SINCRO-SINCROD-MIDI50-MIDI50D-LOGOS-LOGOSD
OMEGA-OMEGAD-COSMO-COMPACT-CASTA-BRAMA



FAGOR

1186318



GUARNIZIONE OR 03043 EPDM



O-RING 03043 EPDM



O-RING-DICHTUNG 03043 EPDM



JUNTA OR 03043 EPDM



FAGOR Q307003000

1186346



GUARNIZIONE OR 02043 EPDM



O-RING 02043 EPDM



O-RING-DICHTUNG 02043 EPDM



JUNTA ARO "O" 02043 EPDM



FAGOR Q307056000

1186903



GUARNIZIONE OR 02021 SILICONE ROSSO



O-RING 02021 - RED SILICON



O-RING-DICHTUNG 02021 AUS ROTEM SILIKON



JUNTA ARO "O" 02021 SILICONA ROJA



FAGOR Q307036000

3186012



GUARNIZIONE ø 79x60x2 mm



GASKET ø 79x60x2 mm



DICHTUNG ø 79x60x2 mm



JUNTA ø 79x60x2 mm



FAGOR S112152000

3186014



GUARNIZIONE OR 06225 NBR ø 67 mm



O-RING 06225 NBR ø 67 mm



O-RING 06225 NBR ø 67 mm



JUNTA ARO "O" 06225 NBR ø 67 mm



FAGOR Q307044000

3186290



GUARNIZIONE OR 04187 EPDM



O-RING 04187 EPDM



O-RING-DICHTUNG 04187 EPDM



JUNTA ARO "O" 04187 EPDM



FAGOR Q307057000



Adattabile per • Suitable for • Passend für • Adaptable

3186329



GUARNIZIONE OR



O-RING



O-RING DICHTUNG



JUNTA ARO "O"



FAGOR Q307041000

3186330



GUARNIZIONE TERMOSTATO



THERMOSTAT GASKET



DICHTUNG FÜR THERMOSTAT



JUNTA TERMOSTATO



FAGOR N503017000

3186331



GUARNIZIONE OR 06250 EPDM



O-RING 06250 EPDM



O-RING DICHTUNG 06250 EPDM



JUNTA OR 06250 EPDM



FAGOR Q307035000

3186332



GUARNIZIONE PER PILETTA ø 73 mm.



DRAIN ASSEMBLY GASKET ø 73 mm



DICHTUNG FÜR AUSLAUF ø 73 mm



JUNTA PARA VÁLVULA DRENAJE ø 73 mm



FAGOR Q307059000

3186333



GUARNIZIONE OR06200 EPDM



O-RING 06200 EPDM



O-RING DICHTUNG 06200 EPDM



JUNTA OR06200 EPDM



FAGOR Q307052000

3186334



GUARNIZIONE PER SUPPORTO



SUPPORT GASKET



DICHTUNG FÜR STÜTZE



JUNTA PARA SOPORTE



FAGOR Z400703000

3186335



GUARNIZIONE OR06337 EPDM



O-RING 06337 EPDM



O-RING DICHTUNG 06337 EPDM



JUNTA OR06337 EPDM



FAGOR Q307049000



3186336



GUARNIZIONE PIATTA



FLAT GASKET



FLACHE DICHTUNG



JUNTA PLANA



FAGOR Z710714000

3186338



GUARNIZIONE OR 04143 EPDM



O-RING 04143 EPDM



O-RING DICHTUNG 04143 EPDM



JUNTA ARO "O" 04143 EPDM



FAGOR Q307051000

FAGOR Q307061000

3186339



GUARNIZIONE OR 06175 EPDM



O-RING 06175 EPDM



O-RING DICHTUNG 06175 EPDM



JUNTA ARO "O" 06175 EPDM



FAGOR Q307053000

3186606



GUARNIZIONE OR 0144 EPDM



O-RING 0144 EPDM



O-RING DICHTUNG 0144 EPDM



JUNTA ARO "O" 0144 EPDM



FAGOR Z471109000

3186860



GUARNIZIONE OR 03056 EPDM

EX OR 0118



OR GASKET 03056 EPDM

EX OR 0118



O-RING-DICHTUNG 03056 EPDM

EX OR 0118



JUNTA ARO "O" 03056 EPDM

EX OR 0118



FAGOR Q307050000

3786166



GUARNIZIONE GOMMA ø 31x18x2 mm



RUBBER GASKET ø 31x18x2 mm



GUMMIDICHTUNG ø 31x18x2 mm



JUNTA GOMA ø 31x18x2 mm



FAGOR Z401905000



Adattabile per • Suitable for • Passend für • Adaptable

3786167



GUARNIZIONE ø 55x38x10 mm



GASKET ø 55x38x10 mm



DICHTUNG ø 55x38x10 mm



JUNTA ø 55x38x10 mm



FAGOR Z270731000

3786168



GUARNIZIONE PIANA ø 32x26x2 mm



FLAT GASKET ø 32x26x2 mm



FLACHDICHTUNG ø 32x26x2 mm



JUNTA PLANA ø 32x26x2 mm



FAGOR Q307029000

JEMI

1186236



GUARNIZIONE OR R9 VITON



VITON O-RING R9



O-RING-DICHTUNG R9 VITON



JUNTA ARO "O" R9 VITON



JEMI 2514050

1186475



GUARNIZIONE OR 03112 NBR



O RING 03112 NBR



O-RING DICHTUNG 03112 NBR



JUNTA ARO "O" 03112 NBR



JEMI 2514090

3122578



GUARNIZIONE PIANA ø 188x140x0,5 mm



FLAT GASKET ø 188x140x0.5 mm



FLACHDICHTUNG ø 188x140x0,5 mm



JUNTA PLANA ø 188x140x0,5 mm



JEMI 2516001

3186013



GUARNIZIONE OR 06187 NBR ø 58 mm



O-RING 06187 NBR ø 58 mm



O-RING OR 06187 NBR ø 58 mm



JUNTA ARO "O" 06187 NBR ø 58 mm



JEMI 2514180



3316060



GUARNIZIONE PILETTA 1"1/4



1"1/4 DRAIN ASSEMBLY GASKET



DICHTUNG FÜR AUSLAUF 1"1/4



JUNTA VÁLVULA DRENAJE 1"1/4



JEMI 2510145

3501171



GUARNIZIONE UGELLO 14x10x2 mm



14x10x2 mm NOZZLE GASKET



DICHTUNG FÜR DÜSE 14x10x2 mm



JUNTA TOBERA 14x10x2 mm



JEMI 2510010

3786184



GUARNIZIONE PIANA KLINGER ø 18x10x2 mm



FLAT GASKET ø 18x10x2 mm KLINGER



FLACHDICHTUNG KLINGER ø 18x10x2 mm



JUNTA PLANA KLINGER ø 18x10x2 mm



JEMI 2511010

3786185



GUARNIZIONE PIANA KLINGER ø 35x22x2 mm



FLAT GASKET ø 35x22x2 mm KLINGER



FLACHDICHTUNG KLINGER ø 35x22x2 mm



JUNTA PLANA KLINGER ø 35x22x2 mm



JEMI 2511121

3786186



GUARNIZIONE PIANA KLINGER ø 28x21x2 mm



FLAT GASKET ø 28x21x2 mm KLINGER



FLACHDICHTUNG KLINGER ø 28x21x2 mm



JUNTA PLANA KLINGER ø 28x21x2 mm



JEMI 2511187

3786187



GUARNIZIONE PIANA KLINGER ø 39x28x2 mm
per piletta scarico



FLAT GASKET ø 39x28x2 mm KLINGER
for drain assembly



FLACHDICHTUNG KLINGER ø 39x28x2 mm
für Ablaufstutzen



JUNTA PLANA KLINGER ø 39x28x2 mm
para válvula desagüe



JEMI 2511192



Adattabile per • Suitable for • Passend für • Adaptable

3786188



GUARNIZIONE OR ø 34x25x4,5 mm



O-RING ø 34x25x4,5 mm

JEMI 2514130



DICHTUNG OR ø 34x25x4,5 mm



JUNTA OR ø 34x25x4,5 mm



LINEA BLANCA - TORNADO

1186611



GUARNIZIONE OR 0105 SILICONE

silicone ROSSO
ø esterno 9 mm



O-RING 105 SILICONE

RED silicone
external ø 9 mm

LINEA BLANCA A040029



O-RING-DICHTUNG 0105 SILIKON

aus ROTEM Silikon
außen ø 9 mm



JUNTA ARO "O" 0105 SILICONA

silicona ROJA
ø exterior 9 mm



1186621



GUARNIZIONE RESISTENZA

dimensioni 78x78x3 mm
interasse fori 58 mm
foro interno 40 mm
in universal carbo



GASKET FOR HEATING ELEMENT

dimensions 78x78x3 mm
distance between holes 58 mm
internal hole 40 mm
in universal carbo

LINEA BLANCA A040047



DICHTUNG FÜR HEIZKÖRPER

Grösse: 78x78x3 mm
Bohrungsabstand: 58 mm
Innenloch 40 mm.
aus Universal Carbo



JUNTA RESISTENCIA

dimensiones 78x78x3 mm
distancia entre ejes foros 58 mm
foro interior 40 mm
en universal carbo



3060044



GUARNIZIONE CAMERA D'ARIA ø 32x25x2 mm



AIR CHAMBER GASKET ø 32x25x2 mm

LINEA BLANCA A040043



DICHTUNG FÜR LUFTSACK ø 32x25x2 mm



JUNTA CÁMARA DE AIRE ø 32x25x2 mm



3060045



GUARNIZIONE CAMERA D'ARIA ø 33x29x2 mm



AIR CHAMBER GASKET ø 33x29x2 mm

LINEA BLANCA A040024



DICHTUNG FÜR LUFTSACK ø 33x29x2 mm



JUNTA CÁMARA DE AIRE ø 33x29x2 mm





3122287



GUARNIZIONE OR CORPO POMPA




O-RING FOR PUMP HOUSING



O-RING-DICHTUNG FÜR PUMPENKÖRPER



JUNTA OR CUERPO BOMBA



LINEA BLANCA A020944

3186013



GUARNIZIONE OR 06187 NBR ø 58 mm



O-RING 06187 NBR ø 58 mm



O-RING OR 06187 NBR ø 58 mm



JUNTA ARO "O" 06187 NBR ø 58 mm



LINEA BLANCA A040026

3186286



GUARNIZIONE PIATTA 65x51x3 mm



FLAT GASKET 65x51x3 mm



DICHTUNG FLACH 65x51x3 mm



JUNTA PLANA 65x51x3 mm



LINEA BLANCA A040046

3186458



GUARNIZIONE OR 03118 EPDM



O-RING 03118 EPDM



DICHTUNG 03118 EPDM



JUNTA ARO "O" 03118 EPDM



LINEA BLANCA A040027

3316070



GUARNIZIONE PIANA ø 44x32x3 mm



FLAT GASKET ø 44x32x3 mm



FLACHDICHTUNG ø 44x32x3 mm



JUNTA PLANA ø 44x32x3 mm



LINEA BLANCA A040044

3316078



GUARNIZIONE PILETTA ø 38x32x3 mm



DRAIN ASSEMBLY GASKET ø 38x32x3 mm



DICHTUNG FÜR AUSLAUF ø 38x32x3 mm



JUNTA VÁLVULA DRENAJE ø 38x32x3 mm



LINEA BLANCA A040059

3316104



GUARNIZIONE PIATTA ø 30x20x3 mm



FLAT GASKET ø 30x20x3 mm



FLACHDICHTUNG ø 30x20x3 mm



JUNTA PLANA ø 30x20x3 mm



LINEA BLANCA A040052



Adattabile per • Suitable for • Passend für • Adaptable

3743101



GUARNIZIONE BRACCIO LAVAGGIO

ø 38x34x12 mm



WASH ARM GASKET

ø 38x34x12 mm



DICHTUNG FÜR WASCHARM

ø 38x34x12 mm



JUNTA BRAZO LAVADO

ø 38x34x12 mm



LINEA BLANCA A040050

3786169



GUARNIZIONE PIANA ø 23x15x1,6 mm



FLAT GASKET ø 23x15x1.6 mm



DICHTUNG FLACH ø 23x15x1,6 mm



JUNTA PLANA ø 23x15x1,6 mm



LINEA BLANCA A040013

3786189



GUARNIZIONE OR ø 52x40x6 mm

per resistenza
per LINEA BLANCA LAVASTOVIGLIE LC2300TR



O-RING ø 52x40x6 mm

for heating element
for LINEA BLANCA DISHWASHER LC2300TR



DICHTUNG OR ø 52x40x6 mm

für Heizkörper
für LINEA BLANCA SPÜLMASCHINE LC2300TR



JUNTA OR ø 52x40x6 mm

para resistencia
para LINEA BLANCA LAVAVAJILLAS LC2300TR



LINEA BLANCA A040028

3786190



GUARNIZIONE PIANA ø 20x10x5 mm

per portagomma



FLAT GASKET ø 20x10x5 mm

for hose-end fitting



FLACHDICHTUNG ø 20x10x5 mm

für Schlauchanschluss



JUNTA PLANA ø 20x10x5 mm

para porta goma



LINEA BLANCA A040058

3786191



GUARNIZIONE PIANA KLINGER ø 37x26x2,5 mm

per braccio lavaggio



FLAT GASKET ø 37x26x2.5 mm KLINGER

for wash arm



FLACHDICHTUNG KLINGER ø 37x26x2,5 mm

für Spülarm



JUNTA PLANA KLINGER ø 37x26x2,5 mm

para brazo lavado



LINEA BLANCA A040057



UNIVERBAR

1186304



GUARNIZIONE OR 0112 EPDM



O-RING 0112 EPDM



O-RING-DICHTUNG 0112 EPDM



JUNTA ARO "O" 0112 EPDM



UNIVERBAR 1568

1186362



GUARNIZIONE OR 02021 EPDM



"O" RING 02021 EPDM



DICHTUNG OR 02021 EPDM



JUNTA ARO "O" 02021 EPDM



UNIVERBAR 1539

3186013



GUARNIZIONE OR 06187 NBR ø 58 mm



O-RING 06187 NBR ø 58 mm



O-RING OR 06187 NBR ø 58 mm



JUNTA ARO "O" 06187 NBR ø 58 mm



UNIVERBAR 4011

3186244



GUARNIZIONE OR 03125 EPDM



O-RING 03125 EPDM



O-RING DICHTUNG 03125 EPDM



JUNTA ARO "O" 03125 EPDM



UNIVERBAR 2016

3186606



GUARNIZIONE OR 0144 EPDM



O-RING 0144 EPDM



O-RING DICHTUNG 0144 EPDM



JUNTA ARO "O" 0144 EPDM



UNIVERBAR 4329

3786181



GUARNIZIONE OR 0150 EPDM



O-RING 0150 EPDM



DICHTUNG OR 0150 EPDM



JUNTA OR 0150 EPDM



UNIVERBAR 3831



Adattabile per • Suitable for • Passend für • Adaptable

3786182



GUARNIZIONE PIANA ø 17x10x2 mm

per guaina portabulbo

per UNIVERBAR LAVASTOVIGLIE MIX-TOP-MINIBET-BET37
MINIBETD-BET37D-BET40-BET40D-ERGON-ERGOND-MIDI40
MIDI40D-SINCRO-SINCROD-MIDI50-MIDI50D-LOGOS-LOGOSD
OMEGA-OMEGAD-COSMO-COMPACT-CASTA-BRAMA



FLAT GASKET ø 17x10x2 mm

for thermostat probe receptacle

for UNIVERBAR DISHWASHER MIX-TOP-MINIBET-BET37
MINIBETD-BET37D-BET40-BET40D-ERGON-ERGOND-MIDI40
MIDI40D-SINCRO-SINCROD-MIDI50-MIDI50D-LOGOS-LOGOSD
OMEGA-OMEGAD-COSMO-COMPACT-CASTA-BRAMA



DICHTUNG FLACH ø 17x10x2 mm

mit Hülse für Wulst

für UNIVERBAR SPÜLMASCHINE MIX-TOP-MINIBET-BET37
MINIBETD-BET37D-BET40-BET40D-ERGON-ERGOND-MIDI40
MIDI40D-SINCRO-SINCROD-MIDI50-MIDI50D-LOGOS-LOGOSD
OMEGA-OMEGAD-COSMO-COMPACT-CASTA-BRAMA



JUNTA PLANA ø 17x10x2 mm

para vaina bulbo

para UNIVERBAR LAVAVAJILLAS MIX-TOP-MINIBET-BET37
MINIBETD-BET37D-BET40-BET40D-ERGON-ERGOND-MIDI40
MIDI40D-SINCRO-SINCROD-MIDI50-MIDI50D-LOGOS-LOGOSD
OMEGA-OMEGAD-COSMO-COMPACT-CASTA-BRAMA

UNIVERBAR 1504

3786183



GUARNIZIONE OR 03156 EPDM



O-RING 03156 EPDM

UNIVERBAR 3337



DICHTUNG OR 03156 EPDM



JUNTA OR 03156 EPDM





Adattabile per • Suitable for • Passend für • Adaptable

3242527



BOCCOLA ø 26x13,5x20 mm



BUSHING ø 26x13.5x20 mm



BUCHSE ø 26x13,5x20 mm



CASQUILLO ø 26x13,5x20 mm



FAGOR Z400712000

3346176



GUIDA SOLLEVAMENTO CAPOTTE

lunghezza 590 mm

per JEMI LAVASTOVIGLIE GS83-GS102



HOOD LIFTING GUIDE

length 590 mm

for JEMI DISHWASHER GS83-GS102



FÜHRUNG ZUR AUFHEBUNG DER HAUBE

Länge 590 mm

für JEMI SPÜLMASCHINE GS83-GS102



GUÍA ELEVACIÓN CAPOTA

longitud 590 mm

para JEMI LAVAVAJILLAS GS83-GS102



JEMI 4038083

3242528



RULLO GUIDA CAPOTTE

per LINEA BLANCA LAVASTOVIGLIE LC3800-LC4200



HOOD GUIDE ROLLER

for LINEA BLANCA DISHWASHER LC3800-LC4200



FÜHRUNGSROLLE FÜR ABDECKUNG

für LINEA BLANCA GESCHIRRSPÜLER LC3800-LC4200



RODILLO GUÍA CAPOTA

para LINEA BLANCA LAVAVAJILLAS LC3800-LC4200



LINEA BLANCA A040703

3346177



ASSIEME RUOTE SOLLEVAMENTO CAPOTTE

per SAMMIC LAVASTOVIGLIE SL1100B



HOOD LIFTING WHEELS ASSEMBLY

for SAMMIC DISHWASHER SL1100B



RÄDER KOMPLETT ZUM ÖFFNEN DER HAUBE

für SAMMIC SPÜLMASCHINE SL1100B



CONJUNTO RUEDAS ELEVACIÓN CAPOTA

para SAMMIC LAVAVAJILLAS SL1100B



SAMMIC 2309897



Adattabile per • Suitable for • Passend für • Adaptable

FAGOR

3319622



INTERRUTTORE BIPOLARE 16(4)A 250V
per 10F



BIPOLAR SWITCH 16(4)A 250V
for 10F

FAGOR Z853001000



SCHALTER 2-POLIG 16(4)A 250V
für 10F



INTERRUPTOR BIPOLAR 16(4)A 250V
para 10F



3319438



PULSANTE UNIPOLARE ARANCIONE 16A 250V
con lampada spia
max temperatura 100°C
dima di foratura 22x28 mm



MONOPOLAR ORANGE PUSH-BUTTON 16A 250V
with indicator lamp
max temperature 100°C
mounting hole 22x28 mm

FAGOR Z213033000



DRUCKKNOPF 1-POLIG ORANGE 16A 250V
mit Signalleuchte
max Betriebstemperatur 100°C
Einbaumaße 22x28 mm



PULSADOR UNIPOLAR NARANJO 16A 250V
con bombilla piloto
máx temperatura 100°C
distancia entre agujeros 22x28 mm



3319968



INTERRUTTORE UNIPOLARE GIALLO 16A 250V
max temperatura 120°C
terminale connettore 6,35 x 0,8 mm.
dima di foratura 11 x 30 mm.



YELLOW SINGLE POLE SWITCH 16A 250V
max temperature 120°C
lead connector 6.35x0.8 mm
mounting hole 11x30 mm

FAGOR Z403033000



DRUCKSCHALTER 1-POLIG 16A 250V GELB
Betriebstemperatur max 120 °C
Anschluss 6,35x0,8 mm
Einbaumaß 11x30 mm



INTERRUPTOR UNIPOLAR AMARILLO 16A 250V
max temperatura 120°C
terminal conector 6,35 x 0,8 mm
plantilla de perforación 11 x 30 mm



3319439



PULSANTE VERDE ø 28 mm



GREEN PUSH-BUTTON ø 28 mm

FAGOR Z103049000



DRUCKKNOPF GRÜN ø 28 mm



PULSADOR VERDE ø 28 mm



3319440



PULSANTE ROSSO ø 28 mm



RED PUSH-BUTTON ø 28 mm

FAGOR Z103047000



DRUCKKNOPF ROT ø 28 mm



PULSADOR ROJO ø 28 mm





Adattabile per • Suitable for • Passend für • Adaptable

3319441



PULSANTIERA 5 TASTI

4 pulsanti - 1 interruttore



PUSH-BUTTON PANEL 5 BUTTONS

4 push-buttons - 1 switch

FAGOR Z233006000



DRUCKTASTENTAFEL 5 TASTEN

4 Druckknöpfe - 1 Schalter



BOTONERA 5 BOTONES

4 botones - 1 interruptor



JEMI

3319225



PULSANTE AVVIO CICLO 16A 250V

per JEMI LAVASTOVIGLIE GS2-GS3-GS6-GS6AF-GS7-GS19
GS20-GS82-GS100



CYCLE START 16A 250V PUSH-BUTTON

for JEMI DISHWASHER GS2-GS3-GS6-GS6AF-GS7-GS19
GS20-GS82-GS100

JEMI 2003049



DRUCKKNOPF PROGRAMM-START 16A 250V

für JEMI SPÜLMASCHINE GS2-GS3-GS6-GS6AF-GS7-GS19
GS20-GS82-GS100



PULSADOR ARRANQUE CICLO 16A 250V

para JEMI LAVAVAJILLAS GS2-GS3-GS6-GS6AF-GS7-GS19
GS20-GS82-GS100



3319449



PULSANTE BIPOLARE BIANCO 16A 250V

dima di foratura 25x25 mm
serigrafia "SCARICO"
per JEMI LAVASTOVIGLIE GS2-GS3-GS4/2-GS4/2AF-GS6
GS6AF-GS7-GS8/2-GS9-GS18-GS19-GS20-GS3



WHILE BIPOLAR SWITCH 16A 250V

mounting hole 25x25 mm
silk-screen printing "DRAIN"
for JEMI DISHWASHER GS2-GS3-GS4/2-GS4/2AF-GS6
GS6AF-GS7-GS8/2-GS9-GS18-GS19-GS20-GS3

JEMI 2003047



TASTER 2-POLIG WEISS 16A 250V

Einbaumaß 25x25 mm
Siebdruck "ABLAUF"
für JEMI SPÜLMASCHINE GS2-GS3-GS4/2-GS4/2AF-GS6
GS6AF-GS7-GS8/2-GS9-GS18-GS19-GS20-GS3



PULSADOR BIPOLAR BLANCO 16A 250V

plantilla de perforación 25x25 mm
serigrafía "ACLARADO"
para JEMI LAVAVAJILLAS GS2-GS3-GS4/2-GS4/2AF-GS6
GS6AF-GS7-GS8/2-GS9-GS18-GS19-GS20-GS3



3319951



INTERRUPTORE BIPOLARE VERDE 16A 250V

con lampada spia
serigrafia 0 - 1
max temperatura 125°C
terminale connettore 6,35x0,8 mm
dima di foratura 25x27 mm
per JEMI LAVASTOVIGLIE GS3-GS82-GS100



GREEN BIPOLAR SWITCH 16A 250V

with indicator lamp
0-1 silk-screen printing
max temperature 125°C
lead connector 6.35x0.8 mm
mounting hole 25x27 mm
for JEMI DISHWASHER GS3-GS82-GS100

JEMI 2002049



WIPPSCHALTER 2-POLIG 16A 250V GRÜN

mit Signalleuchte
Serigraphie 0 - 1
Betriebstemperatur max 125 °C
Anschluss 6,35x0,8 mm
Einbaumaß 25x27 mm
für JEMI SPÜLMASCHINE GS3-GS82-GS100



INTERRUPTOR BIPOLAR VERDE 16A 250V

con bombilla piloto
serigrafía 0 - 1
max temperatura 125°C
terminal conector 6,35x0,8 mm
plantilla de perforación 25x27 mm
para JEMI LAVAVAJILLAS GS3-GS82-GS100





Adattabile per • Suitable for • Passend für • Adaptable

3319226



PULSANTE CICLO RIGENERAZIONE 16A 250V

per JEMI LAVASTOVIGLIE GS2-GS3-GS4/2-GS4/2AF-GS6
GS6AF-GS7-GS8/2-GS9-GS18-GS19-GS20



REGENERATION CYCLE 16A 250V PUSH-BUTTON

for JEMI DISHWASHER GS2-GS3-GS4/2-GS4/2AF-GS6
GS6AF-GS7-GS8/2-GS9-GS18-GS19-GS20

JEMI 2003048



DRUCKKNOPF FÜR REGEN.PROGRAMM 16A 250V

für JEMI SPÜLMASCHINE GS2-GS3-GS4/2-GS4/2AF-GS6
GS6AF-GS7-GS8/2-GS9-GS18-GS19-GS20



PULSADOR CICLO REGENERACIÓN 16A 250V

para JEMI LAVAVAJILLAS GS2-GS3-GS4/2-GS4/2AF-GS6
GS6AF-GS7-GS8/2-GS9-GS18-GS19-GS20



3319346



INTERRUPTORE BIPOLARE VERDE 16A 250V

con lampada spia
per BLANCO SAW-SAG-STW
per JEMI LAVASTOVIGLIE GS83-GS102-GSP45



GREEN BIPOLAR SWITCH 16A 250V

with indicator light
for BLANCO SAW-SAG-STW
for JEMI DISHWASHER GS83-GS102-GSP45

JEMI 2002423



ZWEIPOLIGER SCHALTER GRÜN 16A 250V

mit Signallampe
für BLANCO SAW-SAG-STW
für JEMI SPÜLMASCHINE GS83-GS102-GSP45



INTERRUPTOR BIPOLAR VERDE 16A 250V

con bombilla piloto
para SAW-SAG-STW
para JEMI LAVAVAJILLAS GS83-GS102-GSP45



3319469



PULSANTE BIPOLARE BIANCO 16A 250V

dima di foratura 30x22 mm
per JEMI LAVASTOVIGLIE GS83-GS102



WHITE BIPOLAR SWITCH 16A 250V

mounting hole 30x22 mm
for JEMI DISHWASHER GS83-GS102

JEMI 2003301



TASTER 2-POLIG WEISS 16A 250V

Einbaumaß 30x22 mm
für JEMI SPÜLMASCHINE GS83-GS102



PULSADOR TRIPOLAR BLANCO 16A 250V

plantilla de perforación 30x22 mm
para JEMI LAVAVAJILLAS GS83-GS102



3319448



PULSANTE A FUNGO EMERGENZA

per JEMI LAVASTOVIGLIE MA/MC



EMERGENCY MUSHROOM

for JEMI DISHWASHER MA/MC

JEMI 2003100



NOTDRUCKTASTE

für JEMI SPÜLMASCHINE MA/MC



PULSADOR EMERGENCIA CÓNICO

para JEMI LAVAVAJILLAS MA/MC



Interruttori e Pulsanti • **Schalter und Taster** Switches and Push buttons • **Interruptores y Pulsadores**



Adattabile per • Suitable for • Passend für • Adaptable

3319450



INTERRUTTORE VERDE TRIPOLARE 16A 250V

serigrafia "MARCIA"
per JEMI LAVASTOVIGLIE MA/MC



GREEN THREE-POLE SWITCH 16A 250V

silk-screen printing "START"
for JEMI DISHWASHER MA/MC



DREIPOLIGER SCHALTER GRÜN 16A 250V

Siebdruck "START"
für JEMI SPÜLMASCHINE MA/MC



INTERRUPTOR VERDE TRIPOLAR 16A 250V

serigrafía "MARCHA"
para JEMI LAVAVAJILLAS MA/MC



JEMI 2003060

3319458



PULSANTE TRIPOLARE BIANCO 16A 250V

serigrafia "RIARMO"
per JEMI LAVASTOVIGLIE MA/MC



WHITE THREE-POLE SWITCH 16A 250V

silk-screen printing "RESET"
for JEMI DISHWASHER MA/MC



TASTER 3-POLIG WEISS 16A 250V

Siebdruck "RÜCKSTELLUNG"
für JEMI SPÜLMASCHINE MA/MC



PULSADOR TRIPOLAR BLANCO 16A 250V

serigrafía "REARME"
para JEMI LAVAVAJILLAS MA/MC



JEMI 2003062

3319459



INTERRUTTORE TRIPOLARE BIANCO 16A 250V

serigrafia "MARCIA RAPIDA"
per JEMI LAVASTOVIGLIE MA/MC



WHITE THREE-POLE SWITCH 16A 250V

silk-screen printing "QUICK RUNNING"
for JEMI DISHWASHER MA/MC



DREIPOLIGER SCHALTER WEIß 16A 250V

Siebdruck "SCHNELLSTART"
für JEMI SPÜLMASCHINE MA/MC



INTERRUPTOR TRIPOLAR BLANCO 16A 250V

serigrafía "MARCHA RAPIDA"
para JEMI LAVAVAJILLAS MA/MC



JEMI 2003063

3319460



INTERRUTTORE TRIPOLARE BIANCO 16A 250V

serigrafia "MARCIA LENTA"
per JEMI LAVASTOVIGLIE MA/MC



WHITE THREE-POLE SWITCH 16A 250V

silk-screen printing "SLOW RUNNING"
for JEMI DISHWASHER MA/MC



DREIPOLIGER SCHALTER WEIß 16A 250V

Siebdruck "LANGSAMSTART"
für JEMI SPÜLMASCHINE MA/MC



INTERRUPTOR TRIPOLAR BLANCO 16A 250V

serigrafía "MARCHA LENTA"
para JEMI LAVAVAJILLAS MA/MC



JEMI 2003064



Adattabile per • Suitable for • Passend für • Adaptable

LINEA BLANCA - TORNADO

3319442



PULSANTE BIPOLARE ARANCIONE 16A 250V

dima di foratura 25 mm - 105°C
con cappuccio di protezione - con lampada spia
per LINEA BLANCA LAVASTOVIGLIE LC1000-LC1500
LC1700-LC2000-LC2300-LC2300TR-LC2600-LC2800-LC3800



2-POLES ORANGE PUSH-BUTTON 16A 250V

mounting hole 25 mm - 105°C
with protection cap - with indicator lamp
for LINEA BLANCA DISHWASHER LC1000-LC1500
LC1700-LC2000-LC2300-LC2300TR-LC2600-LC2800-LC3800



DRUCKKNOPF 2-POLIG ORANGE 16A 250V

Einbaumaße ø 25 mm - 105°C
mit Schutzkappe - mit Signalleuchte
für LINEA BLANCA GESCHIRRSPÜLER LC1000-LC1500
LC1700-LC2000-LC2300-LC2300TR-LC2600-LC2800-LC3800



PULSADOR BIPOLAR NARANJO 16A 250V

plantilla de perforación 25 mm - 105°C
con cobertura protección - bombilla piloto
para LINEA BLANCA LAVAVAJILLAS LC1000-LC1500
LC1700-LC2000-LC2300-LC2300TR-LC2600-LC2800-LC3800

LINEA BLANCA A0300492C

3319443



INTERRUTTORE BIPOLARE ROSSO 16A 250V

dima di foratura ø 25 mm - 105°C
con cappuccio di protezione - con lampada spia
per LINEA BLANCA LAVASTOVIGLIE LC3800



RED BIPOLAR SWITCH 16A 250V

mounting hole ø 25 mm - 105°C
with protection cap - with indicator lamp
for LINEA BLANCA DISHWASHER LC3800



SCHALTER 2-POLIG ROT 16A 250V

Einbaumaße ø 25 mm - 105°C
mit Schutzkappe - mit Signalleuchte
für LINEA BLANCA GESCHIRRSPÜLER LC3800



INTERRUPTOR BIPOLAR ROJO 16A 250V

plantilla de perforación ø 25 mm - 105°C
con cobertura protección - bombilla piloto roja
para LINEA BLANCA LAVAVAJILLAS LC3800

LINEA BLANCA A0300491C

3319928



INTERRUTTORE BIPOLARE VERDE 16A 250V

con lampada spia
max temperatura 120°C
dima di foratura ø 25 mm



GREEN BIPOLAR SWITCH 16A 250V

with indicator lamp
max temperature 120°C
mounting hole ø 25 mm



DRUCKSCHALTER 2-POLIG GRÜN 16A 250V

mit Signalleuchte
Temperatur max. 120°C
Einbaumaß ø 25 mm



INTERRUPTOR BIPOLAR VERDE 16A 250V

con bombilla piloto
Temperatura max. 120°C
plantilla de perforación ø 25 mm

LINEA BLANCA A030049



SAMMIC

1319210



INTERRUTTORE BIPOLARE BIANCO 16A 250V

con lampada spia e copripulsante
serigrafia 0 - I
max temperatura 120°C
dima di foratura 22x30



WHITE BIPOLAR SWITCH 16A 250V

with indicator lamp and push-button cap
silk-screen printing 0-1
temperature max 120°C
mounting hole 22x30



DRUCKSCHALTER 2-POLIG WEIß 16A 250V

mit Signalleuchte und Schutzkappe
Siebdruck 0-I
Temperatur max 120°C
Einbaumaß 22x30



INTERRUPTOR BIPOLAR BLANCO 16A 250V

con luz piloto y cubre pulsador
serigrafía 0 - I
max temperatura 120°C
plantilla de perforación 22x30



SAMMIC 2310416

3319462



INTERRUTTORE BIPOLARE NERO 12A 250V

dima di foratura 30x22 mm
per SAMMIC LAVASTOVIGLIE SL800B



BLACK BIPOLAR SWITCH 12A 250V

mounting hole 30x22 mm
for SAMMIC DISHWASHER SL800B



ZWEIPOLIGER SCHALTER SCHWARZ 12A 250V

Einbaumaß 30x22 mm
für SAMMIC SPÜLMASCHINE SL800B



INTERRUPTOR BIPOLAR NEGRO 12A 250V

plantilla de perforación 30x22mm
para SAMMIC LAVAVAJILLAS SL800B



SAMMIC 2310402

UNIVERBAR

3319447



PULSANTE BIPOLARE VERDE 230V

dima di foratura 30x22 mm
per UNIVERBAR LAVASTOVIGLIE MIX-TOP-MINIBET-BET37
MINIBETD-BET37D-BET40-BET40D-ERGON-ERGOND-MIDI40
MIDI40D-SINCRO-SINCROD-MIDI50-MIDI50D-LOGOS-LOGOSD
OMEGA-OMEGAD-COSMO-CASTA-BRAMA-MICRO-ETRACR-ETRACF



GREEN BIPOLAR PUSH-BUTTON 230V

mounting hole 30x22 mm
for UNIVERBAR DISHWASHER MIX-TOP-MINIBET-BET37
MINIBETD-BET37D-BET40-BET40D-ERGON-ERGOND-MIDI40
MIDI40D-SINCRO-SINCROD-MIDI50-MIDI50D-LOGOS-LOGOSD
OMEGA-OMEGAD-COSMO-CASTA-BRAMA-MICRO-ETRACR-ETRACF



DRUCKKNOPF 2-POLIG GRÜN 230V

Einbaumaß 30x22 mm
für UNIVERBAR SPÜLMASCHINE MIX-TOP-MINIBET-BET37
MINIBETD-BET37D-BET40-BET40D-ERGON-ERGOND-MIDI40
MIDI40D-SINCRO-SINCROD-MIDI50-MIDI50D-LOGOS-LOGOSD
OMEGA-OMEGAD-COSMO-CASTA-BRAMA-MICRO-ETRACR-ETRACF



PULSADOR BIPOLAR VERDE 230V

plantilla de perforación 30x22 mm
para UNIVERBAR LAVAVAJILLAS MIX-TOP-MINIBET-BET37
MINIBETD-BET37D-BET40-BET40D-ERGON-ERGOND-MIDI40
MIDI40D-SINCRO-SINCROD-MIDI50-MIDI50D-LOGOS-LOGOSD
OMEGA-OMEGAD-COSMO-CASTA-BRAMA-MICRO-ETRACR-ETRACF



UNIVERBAR 1519



Adattabile per • Suitable for • Passend für • Adaptable

3319012



INTERRUTTORE BIPOLARE VERDE 16A 250V

con lampada spia e copripulsante
 serigrafia 0 - I
 max temperatura 120°C
 dima di foratura 22x30 mm



GREEN BIPOLAR SWITCH 250V 16A

with indicator lamp and switch cover
 "0 - I" symbol screenprinted
 max temperature 120°C
 mounting hole 22x30 mm

UNIVERBAR 4070



DRUCKSCHALTER 2-POLIG 16A 250V GRÜN

mit Signalleuchte und Schutzkappe
 Serigraphie 0 - I
 Betriebstemperatur max. 120 °C
 Einbaumaß 22x30 mm



INTERRUPTOR BIPOLAR VERDE 16A 250V

con bombilla piloto y cubre pulsador
 serigrafía 0 - I
 max temperatura 120°C
 plantilla de perforación 22x30 mm

3319091



DEVIATORE BIPOLARE VERDE 250V 16A

con copripulsante
 con lampada spia
 max temperatura 120°C
 dima di foratura 22x30 mm
 per UNIVERBAR LAVASTOVIGLIE MINIBETD-BET37D-BET40D
 ERGOND-MIDI40D-SINCROD-MIDI50D-LOGOSD-OMEGAD-COSMO
 COMPACT



GREEN BIPOLAR CHANGEOVER SWITCH 250V 16A

with switch cover
 with indicator lamp
 max temperature 120°C
 mounting hole 22x30 mm
 for UNIVERBAR DISHWASHER MINIBETD-BET37D-BET40D
 ERGOND-MIDI40D-SINCROD-MIDI50D-LOGOSD-OMEGAD-COSMO
 COMPACT

UNIVERBAR 1521



WIPPENSCHALTER 2-POLIG 250V 16A GRÜN

mit Schutzkappe
 mit Signalleuchte
 Betriebstemperatur max. 120 °C
 Einbaumaß 22x30 mm
 für UNIVERBAR SPÜLMASCHINE MINIBETD-BET37D-BET40D
 ERGOND-MIDI40D-SINCROD-MIDI50D-LOGOSD-OMEGAD-COSMO
 COMPACT



CONMUTADOR BIPOLAR VERDE 250V 16A

con tapa pulsador
 con luz piloto
 max temperatura 120°C
 calibre foro 22x30 mm
 para UNIVERBAR LAVAVAJILLAS MINIBETD-BET37D-BET40D
 ERGOND-MIDI40D-SINCROD-MIDI50D-LOGOSD-OMEGAD-COSMO
 COMPACT



Adattabile per • Suitable for • Passend für • Adaptable

3222008



LABIRINTO PER SGOCCIOLATOIO 460 mm
per JEMI LAVASTOVIGLIE GS4/2



DRIP LABYRINTH 460 mm
for JEMI DISHWASHER GS4/2

JEMI 4065001



TROPFENLABYRINTH 460 mm
für JEMI SPÜLMASCHINE GS4/2



LABERINTO PARA ESCURRIMIENTO 460 mm
para JEMI LAVAVAJILLAS GS4/2



3222009



LABIRINTO PER SGOCCIOLATOIO 415 mm
per JEMI LAVASTOVIGLIE GS3



DRIP LABYRINTH 415 mm
for JEMI DISHWASHER GS3

JEMI 4065003



TROPFENLABYRINTH 415 mm
für JEMI SPÜLMASCHINE GS3



LABERINTO PARA ESCURRIMIENTO 415 mm
para JEMI LAVAVAJILLAS GS3



3222005



LABIRINTO PER SGOCCIOLATOIO 565 mm
per JEMI LAVASTOVIGLIE GS8/2



DRIP LABYRINTH 565 mm
for JEMI DISHWASHER GS8/2

JEMI 4065005



TROPFENLABYRINTH 565 mm
für JEMI SPÜLMASCHINE GS8/2



LABERINTO PARA ESCURRIMIENTO 565 mm
para JEMI LAVAVAJILLAS GS8/2



3222007



TARGA PER LABIRINTO SGOCCIOLATOIO
per JEMI LAVASTOVIGLIE GS4/2



DRAIN LABYRINTH LABLE
for JEMI DISHWASHER GS4/2

JEMI 3006010



SCHILD FÜR TROPFENLABYRINTH
für JEMI SPÜLMASCHINE GS4/2



PLACA PARA LABERINTO ESCURRIMIENTO
para JEMI LAVAVAJILLAS GS4/2





Adattabile per • Suitable for • Passend für • Adaptable

FAGOR

3221025



LAMPADA SPIA ARANCIO 230V

ø testa 15 mm - ø foro 13 mm - 120°C

applicazione universale



ORANGE INDICATOR LAMP 230V

hole ø 13 mm - head ø 15 mm - 120°C

universal application

FAGOR R693056000

FAGOR Z203005000



SIGNALLAMPE ORANGE 230V

ø Loch 13 mm - Kopf ø 15 mm - 120°C

universelle Anwendung



BOMBILLA PILOTO NARANJA 230V

ø cabeza 15 mm - ø foro 13 mm - 120°C

aplicación universal



3221101



LAMPADA SPIA VERDE 230V

ø testa 15 mm - ø foro 13 mm - 120°C

applicazione universale



GREEN INDICATOR LAMP 230V

head ø 15 mm - ø hole 13 mm - 120°C

universal application

FAGOR R693055000

FAGOR Z203004000



SIGNALLAMPE GRÜN 230V

Kopf ø 15 mm - Loch ø 13 mm - 120°C

universelle Anwendung



BOMBILLA PILOTO VERDE 230V

ø cabeza 15 mm - ø foro 13 mm - 120°C

aplicación universal



JEMI

3221135



LAMPADA TEMPERATURA 16A 250V

per JEMI LAVASTOVIGLIE GS2-GS3-GS6-GS6AF-GS7-GS18

GS19-GS20-GS30-GS82M



TEMPERATURE LAMP 16A 250V

for JEMI DISHWASHER GS2-GS3-GS6-GS6AF-GS7-GS18

GS19-GS20-GS30-GS82M

JEMI 2014032



TEMPERATURLAMPE 16A 250V

für JEMI SPÜLMASCHINE GS2-GS3-GS6-GS6AF-GS7-GS18

GS19-GS20-GS30-GS82M



BOMBILLA TEMPERATURA 16A 250V

para JEMI LAVAVAJILLAS GS2-GS3-GS6-GS6AF-GS7-GS18

GS19-GS20-GS30-GS82M



3221447



LAMPADA SPIA BIANCA 230V

dima di foartura 30x22 mm

per JEMI LAVASTOVIGLIE GS83-GS102-GSP45



WHITE INDICATOR LAMP 230V

mounting hole 30x22 mm

for JEMI DISHWASHER GS83-GS102-GSP45

JEMI 2014146



SIGNALLAMPE WEISS 230V

Einbaumaß 30x22 mm

für JEMI SPÜLMASCHINE GS83-GS102-GSP45



BOMBILLA PILOTO BLANCA 230V

plantilla de perforación 30x22mm

para JEMI LAVAVAJILLAS GS83-GS102-GSP45





3221440



LAMPADA SPIA BIANCA

serigrafia "MARCIA LENTA"
per JEMI LAVASTOVIGLIE MA/MC



WHITE INDICATOR LAMP

silk-screen printing "SLOW RUNNING"
for JEMI DISHWASHER MA/MC

JEMI 2014071



SIGNALLAMPE WEISS

Siebdruck "LANGSAMSTART"
für JEMI SPÜLMASCHINE MA/MC



BOMBILLA PILOTO BLANCA

serigrafía "MARCHA LENTA"
para JEMI LAVAVAJILLAS MA/MC



3221441



LAMPADA SPIA BIANCA

serigrafia "MARCIA VELOCE"
per JEMI LAVASTOVIGLIE MA/MC



WHITE INDICATOR LAMP

silk-screen printing "QUICK RUNNING"
for JEMI DISHWASHER MA/MC

JEMI 2014072



SIGNALLAMPE WEISS

Siebdruck "SCHNELLSTART"
für JEMI SPÜLMASCHINE MA/MC



BOMBILLA PILOTO BLANCA

serigrafía "MARCHA RAPIDA"
para JEMI LAVAVAJILLAS MA/MC



3221442



LAMPADA SPIA BIANCA

serigrafia "TEMPERATURA"
per JEMI LAVASTOVIGLIE MA/MC



WHITE INDICATOR LAMP

silk-screen printing "TEMPERATURE"
for JEMI DISHWASHER MA/MC

JEMI 2014073



SIGNALLAMPE WEISS

Siebdruck "TEMPERATUR"
für JEMI SPÜLMASCHINE MA/MC



BOMBILLA PILOTO BLANCA

serigrafía "TEMPERATURA"
para JEMI LAVAVAJILLAS MA/MC



3221443



LAMPADA SPIA BIANCA

serigrafia "LIVELLO"
per JEMI LAVASTOVIGLIE MA/MC



WHITE INDICATOR LAMP

silk-screen printing "LEVEL"
for JEMI DISHWASHER MA/MC

JEMI 2014074



SIGNALLAMPE WEISS

Siebdruck "NIVEAU"
für JEMI SPÜLMASCHINE MA/MC



BOMBILLA PILOTO BLANCA

serigrafía "NIVEL"
para JEMI LAVAVAJILLAS MA/MC



3221444



LAMPADA SPIA BIANCA

serigrafia "LAVAGGIO"
per JEMI LAVASTOVIGLIE MA/MC



WHITE INDICATOR LAMP

silk-screen printing "WASH"
for JEMI DISHWASHER MA/MC

JEMI 2014075



SIGNALLAMPE WEISS

Siebdruck "SPÜLUNG"
für JEMI SPÜLMASCHINE MA/MC



BOMBILLA PILOTO BLANCA

serigrafía "LAVADO"
para JEMI LAVAVAJILLAS MA/MC





Adattabile per • Suitable for • Passend für • Adaptable

3221445



LAMPADA SPIA BIANCA

serigrafia "RISCIACQUO"
per JEMI LAVASTOVIGLIE MA/MC



WHITE INDICATOR LAMP

silk-screen printing "RINSE"
for JEMI DISHWASHER MA/MC

JEMI 2014076



SIGNALLAMPE WEISS

Siebdruck "NACHSPÜLUNG"
für JEMI SPÜLMASCHINE MA/MC



BOMBILLA PILOTO BLANCA

serigrafia "ACLARADO"
para JEMI LAVAVAJILLAS MA/MC



3221446



LAMPADA SPIA BIANCA

serigrafia "ASCIAGATURA"
per JEMI LAVASTOVIGLIE MA/MC



WHITE INDICATOR LAMP

silk-screen printing "DRYING"
for JEMI DISHWASHER MA/MC

JEMI 2014077



SIGNALLAMPE WEISS

Siebdruck "ABTROCKNUNG"
für JEMI SPÜLMASCHINE MA/MC



BOMBILLA PILOTO BLANCA

serigrafia "SECADO"
para JEMI LAVAVAJILLAS MA/MC



3221448



LAMPADA SPIA BIANCA 220V

ø testa 10 mm
innesto a baionetta
per JEMI LAVASTOVIGLIE MA/MC



WHITE INDICATOR LAMP 220V

head ø 10 mm
bayonet joint
for JEMI DISHWASHER MA/MC

JEMI 2015011



SIGNALLAMPE WEISS 220V

ø Kopf 10 mm
Bajonettkupplung
für JEMI SPÜLMASCHINE MA/MC



BOMBILLA PILOTO BLANCA 220V

ø cabeza 10 mm
acoplamiento de baioneta
para JEMI LAVAVAJILLAS MA/MC



9014132



LAMPADINA 24V 3W

per FAMA TRITACARNE CARENATO 12-22
per JEMI LAVASTOVIGLIE MA/MC



BULB 24V 3W

for FAMA MEAT MINCER WITH CASING 12-22
for JEMI DISHWASHER MA/MC

JEMI 2015018



GLÜHBIRNE 24V 3W

für FAMA VERKLEIDETE HACKMASCHINE 12-22
für JEMI SPÜLMASCHINE MA/MC



BOMBILLA 24V 3W

para PICADOR CARNE CARENADO 12-22
para JEMI LAVAVAJILLAS MA/MC





LINEA BLANCA - TORNADO

3221013



LAMPADA SPIA ROSSA 220V

foro per incastro 30x22 mm

applicazione universale



RED INDICATOR LAMP 220V

mounting hole 30x22 mm

universal application

LINEA BLANCA A030033



SIGNALLAMPE ROT 220V

Einbauloch 30x22 mm

universelle Anwendung



BOMBILLA PILOTO ROJA 220V

foro para encaje 30x22 mm

aplicación universal

3221146



LAMPADA SPIA ROSSA 220V ø 25 mm

per LINEA BLANCA LAVASTOVIGLIE LC80-LC140



RED INDICATOR LAMP 220V ø 25 mm

per LINEA BLANCA DISHWASHER LC80-LC140

LINEA BLANCA A030072



SIGNALLAMPE ROT 220V ø 25 mm

für LINEA BLANCA GESCHIRRSPÜLER LC80-LC140



BOMBILLA PILOTO ROJA 220V ø 25 mm

para LINEA BLANCA LAVAVAJILLAS LC80-LC140

3221147



LAMPADA SPIA ARANCIO 220V ø 25 mm

per LINEA BLANCA LAVASTOVIGLIE LC80-LC140



ORANGE INDICATOR LAMP 220V ø 25 mm

per LINEA BLANCA DISHWASHER LC80-LC140

LINEA BLANCA A030073



SIGNALLAMPE ORANGE 220V ø 25 mm

für LINEA BLANCA GESCHIRRSPÜLER LC80-LC140



BOMBILLA PILOTO NARANJA 220V ø 25 mm

para LINEA BLANCA LAVAVAJILLAS LC80-LC140

3221150



LAMPADA SPIA VERDE 220V ø 25 mm

per LINEA BLANCA LAVASTOVIGLIE LC1000-LC1500

LC1700-LC2000-LC2300-LC2600-LC2800-LC3500



GREEN INDICATOR LAMP 220V ø 25 mm

per LINEA BLANCA DISHWASHER LC1000-LC1500

LC1700-LC2000-LC2300-LC2600-LC2800-LC3500

LINEA BLANCA A030074



SIGNALLAMPE GRÜN 220V ø 25 mm

für LINEA BLANCA GESCHIRRSPÜLER LC1000-LC1500

LC1700-LC2000-LC2300-LC2600-LC2800-LC3500



BOMBILLA PILOTO VERDE 220V ø 25 mm

para LINEA BLANCA LAVAVAJILLAS LC1000-LC1500

LC1700-LC2000-LC2300-LC2600-LC2800-LC3500



Adattabile per • Suitable for • Passend für • Adaptable

3221449



LAMPADA SPIA ROSSA 250V

ø testa 14 mm - ø foro 11 mm - 120°C

per LINEA BLANCA LAVASTOVIGLIE LC80-LC140-LC1000

LC1500-LC1700-LC2000-LC2300-LC2300TR-LC2600-LC2800

LC3800-LC4200



RED INDICATOR LAMP 250V

head ø 14 mm - hole ø 11 mm - 120°C

for LINEA BLANCA DISHWASHER LC80-LC140-LC1000

LC1500-LC1700-LC2000-LC2300-LC2300TR-LC2600-LC2800

LC3800-LC4200



SIGNALLAMPE ROT 250V

ø Kopf 14 mm - ø Loch 11 mm - 120°C

für LINEA BLANCA SPÜLMASCHINE LC80-LC140-LC1000

LC1500-LC1700-LC2000-LC2300-LC2300TR-LC2600-LC2800

LC3800-LC4200



BOMBILLA PILOTO ROJA 250V

ø cabeza 14 mm - ø agujero 11 mm - 120°C

para LINEA BLANCA LAVAVAJILLAS LC80-LC140-LC1000

LC1500-LC1700-LC2000-LC2300-LC2300TR-LC2600-LC2800

LC3800-LC4200

LINEA BLANCA A030097

3221450



LAMPADA SPIA ARANCIO 250V

ø testa 14 mm - ø foro 11 mm - 120°C

per LINEA BLANCA LAVASTOVIGLIE LC80-LC140-LC1000

LC1500-LC1700-LC2000-LC2300-LC2300TR-LC2600-LC2800

LC3800



ORANGE INDICATOR LAMP 250V

head ø 14 mm - hole ø 11 mm - 120°C

for LINEA BLANCA DISHWASHER LC80-LC140-LC1000

LC1500-LC1700-LC2000-LC2300-LC2300TR-LC2600-LC2800

LC3800



SIGNALLAMPE GELB 250V

ø Kopf 14 mm - ø Loch 11 mm - 120°C

für LINEA BLANCA SPÜLMASCHINE LC80-LC140-LC1000

LC1500-LC1700-LC2000-LC2300-LC2300TR-LC2600-LC2800

LC3800



BOMBILLA PILOTO NARANJA 250V

ø cabeza 14 mm - ø agujero 11 mm - 120°C

para LINEA BLANCA LAVAVAJILLAS LC80-LC140-LC1000

LC1500-LC1700-LC2000-LC2300-LC2300TR-LC2600-LC2800

LC3800

LINEA BLANCA A030098

3221451



LAMPADA SPIA VERDE 250V

ø testa 14 mm - ø foro 11 mm - 120°C

per LINEA BLANCA LAVASTOVIGLIE LC1000-LC1500

LC1700-LC2000-LC2300-LC2300TR-LC2600-LC2800-LC3800

LC4200



GREEN INDICATOR LAMP 250V

head ø 14 mm - hole ø 11 mm - 120°C

for LINEA BLANCA DISHWASHER LC1000-LC1500

LC1700-LC2000-LC2300-LC2300TR-LC2600-LC2800-LC3800

LC4200



SIGNALLAMPE GRÜN 250V

ø Kopf 14 mm - ø Loch 11 mm - 120°C

für LINEA BLANCA SPÜLMASCHINE LC1000-LC1500

LC1700-LC2000-LC2300-LC2300TR-LC2600-LC2800-LC3800

LC4200



BOMBILLA PILOTO VERDE 250 V

ø cabeza 14 mm - ø agujero 11 mm - 120°C

para LINEA BLANCA LAVAVAJILLAS LC1000-LC1500

LC1700-LC2000-LC2300-LC2300TR-LC2600-LC2800-LC3800

LC4200

LINEA BLANCA A030099

UNIVERBAR

3221110



LAMPADA SPIA VERDE 230V



GREEN INDICATOR LAMP 230V



SIGNALLEUCHE GRÜN 230V



BOMBILLA PILOTO VERDE 230V



UNIVERBAR 1513



FAGOR

3248107



MANICOTTO MANDATA

ø interno 50 e 38 mm
per FI30/48/50/64/72



OUTLET HOSE

internal ø 50 mm and 38 mm
for FI30/48/50/64/72

FAGOR Z200905000



DRUCKSCHLAUCH

Innen ø 50 mm und 38 mm
für FI30/48/50/64/72



MANGUITO DE IMPULSIÓN

ø interior 50 y 38 mm
para FI30/48/50/64/72



3248106



MANICOTTO ASPIRAZIONE

ø interno 50 e 38 mm
per FI30/48/50/64/72



INLET HOSE

internal ø 50 mm and 38 mm
for FI30/48/50/64/72

FAGOR Z200904000



ANSAUGSCHLAUCH

Innen ø 50 mm und 38 mm
für FI30/48/50/64/72



MANGUITO ASPIRACIÓN

ø interior 50 y 38 mm
para FI30/48/50/64/72



3248109



MANICOTTO MANDATA

ø interno 38 mm
lunghezza 63 mm
per LVR10-LVC12/15/21



OUTLET HOSE

internal ø 38 mm
LENGTH 63 MM
for LVR10-LVC12/15/21

FAGOR Z400906000



DRUCKSCHLAUCH

Innen ø 38 mm
Länge 63 mm
für LVR10-LVC12/15/21



MANGUITO DE IMPULSIÓN

ø interior 38 mm
longitud 63 mm
para LVR10-LVC12/15/21



3248108



MANICOTTO ASPIRAZIONE

ø interno 38 mm
per LVR10-LVC12/15/21



INLET HOSE

internal ø 38 mm
for LVR10-LVC12/15/21

FAGOR Z400905000



ANSAUGSCHLAUCH

Innen ø 38 mm
für LVR10-LVC12/15/21



MANGUITO ASPIRACIÓN

ø interior 38 mm
para LVR10-LVC12/15/21





Adattabile per • Suitable for • Passend für • Adaptable

3248111



MANICOTTO MANDATA ANTERIORE

ø interno 38 mm
per FI100/120-ECO120-MF120



FRONT OUTLET HOSE

internal ø 38 mm
for FI100/120-ECO120-MF120

FAGOR Z710905000



VORDEREN DRUCKSCHLAUCH

Innen ø 38 mm
für FI100/120-ECO120-MF120



MANGUITO DE IMPULSIÓN ANTERIOR

ø interior 38 mm
para FI100/120-ECO120-MF120



3248112



MANICOTTO MANDATA POSTERIORE

ø interno 38 mm
per FI100/120-ECO120-MF120



BACK OUTLET HOSE

internal ø 38 mm
for FI100/120-ECO120-MF120

FAGOR Z710906000



HINTEREN DRUCKSCHLAUCH

Innen ø 38 mm
für FI100/120-ECO120-MF120



MANGUITO DE IMPULSIÓN POSTERIOR

ø interior 38 mm
para FI100/120-ECO120-MF120



3248110



MANICOTTO ASPIRAZIONE

ø interno 38 mm
per FI100/120-ECO120-MF120



INLET HOSE

internal ø 38 mm
for FI100/120-ECO120-MF120

FAGOR Z710904000



ANSAUGSCHLAUCH

Innen ø 38 mm
für FI100/120-ECO120-MF120



MANGUITO ASPIRACIÓN

ø interior 38 mm
para FI100/120-ECO120-MF120



3248148



MANICOTTO ASPIRAZIONE

ø esterno 54 mm - ø interno 38 mm
lunghezza 52 mm



INLET HOSE

external ø 54 mm - internal ø 38 mm
length 52 mm

FAGOR Z162301000



ANSAUGSCHLAUCH

Aussen ø 54 mm ø Innen 38 mm
Länge 52 mm



MANGUITO ASPIRACIÓN

ø exterior 54 mm - ø interior 38 mm
longitud 52 mm



3248149



MANICOTTO ACCUMULATORE

ø esterno imbocchi 32/39 mm



ACCUMULATOR COUPLING

external nozzle ø 32/39 mm

FAGOR Z430901000



AKKUMULATORSCHLAUCH

ø Außen Eingänge 32/39 mm



MANGUITO ACUMULADOR

ø exterior entradas 32/39 mm





Adattabile per • Suitable for • Passend für • Adaptable

3248150



MANICOTTO ACCUMULATORE

ø esterno imbocchi 32/56 mm
per FAGOR LAVASTOVIGLIE FI30-FI48-FI48B-FI64B



ACCUMULATOR COUPLING

external nozzle ø 32/56 mm
for FAGOR DISHWASHER FI30-FI48-FI48B-FI64B

FAGOR Z220902000



AKKUMULATORSCHLAUCH

ø Außen Eingänge 32/56 mm
für FAGOR SPÜLMASCHINE FI30-FI48-FI48B-FI64B



MANGUITO ACUMULADOR

ø exterior entradas 32/56 mm
para FAGOR LAVAVAJILLAS FI30-FI48-FI48B-FI64B



JEMI

3248066



MANICOTTO DI MANDATA

per JEMI LAVASTOVIGLIE GS4/2-GS4/2AF-GS4AF-GS6-GS6AF



OUTLET HOSE

for JEMI DISHWASHER GS4/2-GS4/2AF-GS4AF-GS6-GS6AF

JEMI 1012104



DRUCKSTUTZEN

für JEMI SPÜLMASCHINE GS4/2-GS4/2AF-GS4AF-GS6-GS6AF



MANGUITO DE IMPULSIÓN

para JEMI LAVAVAJILLAS GS4/2-GS4/2AF-GS4AF-GS6-GS6AF



3248065



MANICOTTO ASPIRAZIONE

per JEMI LAVASTOVIGLIE GS4/2-GS4/2AF-GS6-GS6AF
GS8/2-GS9-GS18-GS19



INLET HOSE

for JEMI DISHWASHER GS4/2-GS4/2AF-GS6-GS6AF
GS8/2-GS9-GS18-GS19

JEMI 1008052



ANSAUGSCHLAUCH

für JEMI SPÜLMASCHINE GS4/2-GS4/2AF-GS6-GS6AF
GS8/2-GS9-GS18-GS19



MANGUITO ASPIRACIÓN

para JEMI LAVAVAJILLAS GS4/2-GS4/2AF-GS6-GS6AF
GS8/2-GS9-GS18-GS19



3248069



MANICOTTO MANDATA

ø interno 39/49 mm - lunghezza totale 120 mm
per JEMI LAVASTOVIGLIE GS7-GS8/2-GS9-GS18-GS19-GS20



OUTLET HOSE

internal ø 39/49 mm - length 120 mm
for JEMI DISHWASHER GS7-GS8/2-GS9-GS18-GS19-GS20

JEMI 1012110



DRUCKSCHLAUCH

Innen ø 39/49 mm - Tot.Länge 120 mm
für JEMI SPÜLMASCHINE GS7-GS8/2-GS9-GS18-GS19-GS20



MANGUITO DE IMPULSIÓN

ø interior 39/49 mm - longitud total 120 mm
para JEMI LAVAVAJILLAS GS7-GS8/2-GS9-GS18-GS19-GS20



3248167



MANICOTTO ASPIRAZIONE

ø interno 60 mm - sviluppo totale massimo 245 mm
per JEMI LAVASTOVIGLIE GS30



PUMP INLET HOSE

internal ø 60 mm - maximum development 245 mm
for JEMI DISHWASHER GS30

JEMI 1008060



ANSAUGSCHLAUCH

ø Innen 60 mm - Gesamtentwicklung 245 mm
für JEMI SPÜLMASCHINE GS30



MANGUITO ASPIRACIÓN

ø interior 60 mm - máx desarrollo 245 mm
para JEMI LAVAVAJILLAS GS30





Adattabile per • Suitable for • Passend für • Adaptable

LINEA BLANCA - TORNADO

3248085



MANICOTTO MANDATA 200x180 mm
ø esterno 58 mm - ø interno 45/48 mm
per LINEA BLANCA LAVASTOVIGLIE LC2000-LC2300
LC2300TR



OUTLET HOSE 200x180 mm
external ø 58 mm - internal ø 45/48 mm
for LINEA BLANCA DISHWASHER LC2000-2300
LC2300TR

LINEA BLANCA A040166



DRUCKSCHLAUCH 200x180 mm
Aussen ø 58 mm - Innen ø 45/48 mm
für LINEA BLANCA GESCHIRRSPÜLER LC2000-LC2300
LC2300TR



MANGUITO DE IMPULSIÓN 200x180 mm
ø exterior 58 mm - ø interior 45/48 mm
para LINEA BLANCA LAVAVAJILLAS LC2000-LC2300
LC2300TR



3248151



MANICOTTO MANDATA
ø esterno 58 mm - ø interno 45 mm
sviluppo massimo 520 mm
per LINEA BLANCA LAVASTOVIGLIE LC2600-LC2800



OUTLET HOSE
external ø 58 mm - internal ø 45 mm
maximum development 520 mm
for LINEA BLANCA DISHWASHER LC2600-LC2800

LINEA BLANCA A040167



DRUCKSCHLAUCH
Aussen ø 58 mm ø Innen 45 mm
max Entwicklung 520 mm
für LINEA BLANCA SPÜLMASCHINE LC2600-LC2800



MANGUITO DE IMPULSIÓN
ø exterior 58 mm - ø interior 45 mm
máx desarrollo 520 mm
para LINEA BLANCA LAVAVAJILLAS LC2600-LC2800



3248152



MANICOTTO MANDATA
ø esterno 57 mm - ø interno 44 mm
sviluppo massimo 360 mm
per LINEA BLANCA LAVASTOVIGLIE LC3800-LC4200



OUTLET HOSE
external ø 57 mm - internal ø 44 mm
maximum development 360 mm
for LINEA BLANCA DISHWASHER LC3800-LC4200

LINEA BLANCA A040173



DRUCKSCHLAUCH
Aussen ø 57 mm ø Innen 44 mm
max Entwicklung 360 mm
für LINEA BLANCA GESCHIRRSPÜLER LC3800-LC4200



MANGUITO DE IMPULSIÓN
ø exterior 57 mm - ø interior 44 mm
máx desarrollo 360 mm
para LINEA BLANCA LAVAVAJILLAS LC3800-LC4200



3248092



MANICOTTO ASPIRAZIONE 140x140 mm
ø esterno 68 mm - ø interno 60 mm
per LINEA BLANCA LAVASTOVIGLIE LC2000-LC2300
LC2300TR-LC2600-LC2800-LC3800-LC4200



INLET HOSE 140x140 mm
external ø 68 mm - internal ø 60 mm
for LINEA BLANCA DISHWASHER LC2000-LC2300
LC2300TR-LC2600-LC2800-LC3800-LC4200

LINEA BLANCA A040162



ANSAUGSCHLAUCH 140x140 mm
Aussen ø 68 mm - Innen ø 60 mm
für LINEA BLANCA GESCHIRRSPÜLER LC2000-LC2300
LC2300TR-LC2600-LC2800-LC3800-LC4200



MANGUITO ASPIRACIÓN 140x140 mm
ø exterior 68 mm - ø interior 60 mm
para LINEA BLANCA LAVAVAJILLAS LC2000-LC2300
LC2300TR-LC2600-LC2800-LC3800-LC4200





Adattabile per • Suitable for • Passend für • Adaptable

3248086



MANICOTTO MANDATA 220 mm

ø esterno 57/53 mm - ø interno 45/40 mm

per LINEA BLANCA LAVASTOVIGLIE LC140-LC1500-LC1700



OUTLET HOSE 220 mm

external ø 57/53 mm - internal ø 45/40 mm

for LINEA BLANCA DISHWASHER LC140-LC1500-LC1700

LINEA BLANCA A040165



DRUCKSCHLAUCH 220 mm

Aussen ø 57/53 mm - Innen ø 45/40 mm

für LINEA BLANCA GESCHIRRSPÜLER LC140-LC1500-LC1700



MANGUITO DE IMPULSIÓN 220 mm

ø exterior 57/53 mm - ø interior 45/40 mm

para LINEA BLANCA LAVAVAJILLAS LC140-LC1500-LC1700



3248088



MANICOTTO ASPIRAZIONE 165x150 mm

ø esterno 48 mm - ø interno 40 mm

per LINEA BLANCA LAVASTOVIGLIE LC140-LC1500-LC1700



INLET HOSE 165x150 mm

external ø 48 mm - internal ø 40 mm

for LINEA BLANCA DISHWASHER LC140-LC1500-LC1700

LINEA BLANCA A040164



ANSAUGSCHLAUCH 165x150 mm

Aussen ø 48 mm

Innen ø 40 mm



MANGUITO ASPIRACIÓN 165x150 mm

ø exterior 48 mm - ø interior 40 mm

para LINEA BLANCA LAVAVAJILLAS LC140-LC1500-LC1700



3248087



MANICOTTO MANDATA

ø esterno 55/35 mm - ø interno 45/25 mm

per LINEA BLANCA LAVASTOVIGLIE LC80



OUTLET HOSE

external ø 55/35 mm - internal ø 45/25 mm

for LINEA BLANCA DISHWASHER LC80

LINEA BLANCA A040172



DRUCKSCHLAUCH

Aussen ø 55/35 mm - Innen ø 45/25 mm

für LINEA BLANCA GESCHIRRSPÜLER LC80



MANGUITO DE IMPULSIÓN

ø exterior 55/35 mm - ø interior 45/25 mm

para LINEA BLANCA LAVAVAJILLAS LC80



3248089



MANICOTTO ASPIRAZIONE

ø esterno 35 mm - ø interno 25 mm

per LINEA BLANCA LAVASTOVIGLIE LC80



INLET HOSE

external ø 35 mm - internal ø 25 mm

for LINEA BLANCA DISHWASHER LC80

LINEA BLANCA A040168



ANSAUGSCHLAUCH

Aussen ø 35 mm - ø Innen 25 mm

für LINEA BLANCA GESCHIRRSPÜLER LC80



MANGUITO ASPIRACIÓN

ø exterior 35 mm - ø interior 25 mm

para LINEA BLANCA LAVAVAJILLAS LC80





Adattabile per • Suitable for • Passend für • Adaptable

3248090



MANICOTTO MANDATA 150x150 mm
ø esterno 54/37 mm - ø interno 46/27 mm
per LINEA BLANCA LAVASTOVIGLIE LC1000



OUTLET HOSE 150x150 mm
external ø 54/37 mm - internal ø 46/27 mm
for LINEA BLANCA DISHWASHER LC1000

LINEA BLANCA A040171



DRUCKSCHLAUCH 150x150 mm
Aussen ø 54/37 mm - Innen ø 46/27 mm
für LINEA BLANCA GESCHIRRSPÜLER LC1000



MANGUITO DE IMPULSIÓN 150x150 mm
ø exterior 54/37 mm - ø interior 46/27 mm
para LINEA BLANCA LAVAVAJILLAS LC1000



3248091



MANICOTTO ASPIRAZIONE 160x140 mm
ø esterno 50/35 mm - ø interno 40/27 mm
per LINEA BLANCA LAVASTOVIGLIE LC1000



INLET HOSE 160x140 mm
external ø 50/35 mm - internal ø 40/27 mm
for LINEA BLANCA DISHWASHER LC1000

LINEA BLANCA A040163



ANSAUGSCHLAUCH 160x140 mm
Aussen ø 50/35 mm - Innen ø 40/27 mm
für LINEA BLANCA GESCHIRRSPÜLER LC1000



MANGUITO ASPIRACIÓN 160x140 mm
ø exterior 50/35 mm - ø interior 40/27 mm
para LINEA BLANCA LAVAVAJILLAS LC1000



SAMMIC

3248168



MANICOTTO MANDATA
ø interno 30/22 mm
lunghezza sviluppo totale 540 mm
per SAMMIC LAVASTOVIGLIE SL290BS



PUMP OUTLET HOSE
internal ø 30/22 mm
development length 540 mm
for SAMMIC DISHWASHER SL290BS

SAMMIC 2310106



DRUCKSCHLAUCH
ø Innen 30/22 mm
Gesamtentwicklung 540 mm
für SAMMIC SPÜLMASCHINE SL290BS



MANGUITO DE IMPULSIÓN
ø interior 30/22 mm
longitud desarrollo total 540 mm
para SAMMIC LAVAVAJILLAS SL290BS





UNIVERBAR

3248154



MANICOTTO MANDATA

ø interno 47 e 35 mm
sviluppo totale massimo 350 mm
per UNIVERBAR LAVASTOVIGLIE CASTA-BRAMA



PUMP OUTLET HOSE

internal ø 47 and 35 mm
max extension 350 mm
for UNIVERBAR DISHWASHER CASTA-BRAMA

UNIVERBAR 4670



DRUCKSCHLAUCH

ø Innen 47 und 35 mm
Entwicklung max 350 mm
für UNIVERBAR SPÜLMASCHINE CASTA-BRAMA



MANGUITO DE IMPULSIÓN

ø interior 47 y 35 mm
máx desarrollo total 350 mm
para UNIVERBAR LAVAVAJILLAS CASTA-BRAMA

3248157



MANICOTTO MANDATA

ø interno 30 mm
sviluppo totale massimo 130 mm
per UNIVERBAR LAVASTOVIGLIE MIDI40-MIDI40D



PUMP OUTLET HOSE

internal ø 30 mm
max extension 130 mm
for UNIVERBAR DISHWASHER MIDI40-MIDI40D

UNIVERBAR 1812



DRUCKSCHLAUCH

ø Innen 30 mm
Entwicklung max 130 mm
für UNIVERBAR SPÜLMASCHINE MIDI40-MIDI40D



MANGUITO DE IMPULSIÓN

ø interior 30 mm
máx desarrollo total 130 mm
para UNIVERBAR LAVAVAJILLAS MIDI40-MIDI40D

3248155



MANICOTTO ASPIRAZIONE/MANDATA

ø interno 50 e 52 mm
sviluppo totale massimo 205 mm
aspirazione
per UNIVERBAR LAVASTOVIGLIE MIDI40-MIDI40D-SINCRO
SINCROD-MIDI50-MIDI50D-LOGOS-LOGOSD-OMEGA-OMEGAD
CASTA-BRAMA
mandata
per UNIVERBAR LAVASTOVIGLIE COMPACT



PUMP INLET/OUTLET HOSE

internal ø 50 and 52 mm
max extension 205 mm
outlet
for UNIVERBAR DISHWASHER MIDI40-MIDI40D-SINCRO
SINCROD-MIDI50-MIDI50D-LOGOS-LOGOSD-OMEGA-OMEGAD
CASTA-BRAMA
inlet
for UNIVERBAR DISHWASHER COMPACT

UNIVERBAR 3360



ANSAUGS-/ DRUCKSCHLAUCH

ø Innen 50 und 52 mm
Entwicklung max 205 mm
Ansaug
für UNIVERBAR SPÜLMASCHINE MIDI40-MIDI40D-SINCRO
SINCROD-MIDI50-MIDI50D-LOGOS-LOGOSD-OMEGA-OMEGAD
CASTA-BRAMA
Druck
für UNIVERBAR SPÜLMASCHINE COMPACT



MANGUITO ASPIRACIÓN/ IMPULSIÓN

ø interior 50 y 52 mm
máx desarrollo total 205 mm
aspiración
para UNIVERBAR LAVAVAJILLAS MIDI40-MIDI40D-SINCRO
SINCROD-MIDI50-MIDI50D-LOGOS-LOGOSD-OMEGA-OMEGAD
CASTA-BRAMA
impulsión
para UNIVERBAR LAVAVAJILLAS COMPACT



Adattabile per • Suitable for • Passend für • Adaptable

3248156



MANICOTTO MANDATA

ø interno 32 e 30 mm
sviluppo totale massimo 460 mm
per UNIVERBAR LAVASTOVIGLIE SINCRO-SINCROD-MIDI50
MIDI50D-LOGOS-LOGOSD-OMEGA-OMEGAD-COSMO-COMPACT
CASTA-BRAMA



PUMP OUTLET HOSE

internal ø 32 and 30 mm
max extension 460 mm
for UNIVERBAR DISHWASHER SINCRO-SINCROD-MIDI50
MIDI50D-LOGOS-LOGOSD-OMEGA-OMEGAD-COSMO-COMPACT
CASTA-BRAMA

UNIVERBAR 3361



DRUCKSCHLAUCH

ø Innen 32 und 30 mm
Entwicklung max 460 mm
für UNIVERBAR SPÜLMASCHINE SINCRO-SINCROD-MIDI50
MIDI50D-LOGOS-LOGOSD-OMEGA-OMEGAD-COSMO-COMPACT
CASTA-BRAMA



MANGUITO DE IMPULSIÓN

ø interior 32 y 30 mm
máx desarrollo total 460 mm
para UNIVERBAR LAVAVAJILLAS SINCRO-SINCROD-MIDI50
MIDI50D-LOGOS-LOGOSD-OMEGA-OMEGAD-COSMO-COMPACT
CASTA-BRAMA



3248153



MANICOTTO ASPIRAZIONE

ø interno 58 e 50 mm
sviluppo totale massimo 390 mm
per UNIVERBAR LAVASTOVIGLIE COSMO-COMPACT



PUMP INLET HOSE

internal ø 58 and 50 mm
max extension 390 mm
for UNIVERBAR DISHWASHER COSMO-COMPACT

UNIVERBAR 4574



ANSAUGSCHLAUCH

ø Innen 58 und 50 mm
Entwicklung max 390 mm
für UNIVERBAR SPÜLMASCHINE COSMO-COMPACT



MANGUITO ASPIRACIÓN

ø interior 58 y 50 mm
máx desarrollo total 390 mm
para UNIVERBAR LAVAVAJILLAS COSMO-COMPACT



3248163



MANICOTTO MANDATA

ø interno 28 mm - lunghezza 45 mm
per UNIVERBAR LAVASTOVIGLIE MIX-TOP-ERGON-ERGOND



PUMP OUTLET HOSE

internal ø 28 mm - length 45 mm
for UNIVERBAR DISHWASHER MIX-TOP-ERGON-ERGOND

UNIVERBAR 1591



DRUCKSCHLAUCH

ø Innen 28 mm - Länge 45 mm
für UNIVERBAR SPÜLMASCHINE MIX-TOP-ERGON-ERGOND



MANGUITO DE IMPULSIÓN

ø interior 28 mm - longitud 45 mm
para UNIVERBAR LAVAVAJILLAS MIX-TOP-ERGON-ERGOND



3248159



MANICOTTO ASPIRAZIONE

ø interno 30 mm
sviluppo totale massimo 155 mm
per UNIVERBAR LAVASTOVIGLIE MIX-TOP



PUMP INLET HOSE

internal ø 30 mm
max extension 155 mm
for UNIVERBAR DISHWASHER MIX-TOP

UNIVERBAR 3269



ANSAUGSCHLAUCH

ø Innen 30 mm
Entwicklung max 155 mm
für UNIVERBAR SPÜLMASCHINE MIX-TOP



MANGUITO ASPIRACIÓN

ø interior 30 mm
máx desarrollo total 155 mm
para UNIVERBAR LAVAVAJILLAS MIX-TOP





3248161



MANICOTTO MANDATA

ø interno 28 mm - lunghezza 100 mm
per UNIVERBAR LAVASTOVIGLIE MINIBET-BET37-MINIBETD
BET37D



PUMP OUTLET HOSE

internal ø 28 mm - length 100 mm
for UNIVERBAR DISHWASHER MINIBET-BET37-MINIBETD
BET37D

UNIVERBAR 1914



DRUCKSCHLAUCH

ø Innen 28 mm - Länge 100 mm
für UNIVERBAR SPÜLMASCHINE MINIBET-BET37-MINIBETD
BET37D



MANGUITO DE IMPULSIÓN

ø interior 28 mm - longitud 110 mm
para UNIVERBAR LAVAVAJILLAS MINIBET-BET37-MINIBETD
BET37D

3248158



MANICOTTO ASPIRAZIONE

ø interno 31 e 30 mm
sviluppo totale massimo 155 mm
per UNIVERBAR LAVASTOVIGLIE MINIBET-BET37-MINIBETD
BET37D-BET40-BET40D



PUMP INLET HOSE

internal ø 31 and 30 mm
max extension 155 mm
for UNIVERBAR DISHWASHER MINIBET-BET37-MINIBETD
BET37D-BET40-BET40D

UNIVERBAR 1913



ANSAUGSCHLAUCH

ø Innen 31 und 30 mm
Entwicklung max 155 mm
für UNIVERBAR SPÜLMASCHINE MINIBET-BET37-MINIBETD
BET37D-BET40-BET40D



MANGUITO ASPIRACIÓN

ø interior 31 y 30 mm
máx desarrollo total 155 mm
para UNIVERBAR LAVAVAJILLAS MINIBET-BET37-MINIBETD
BET37D-BET40-BET40D

3248163



MANICOTTO MANDATA

ø interno 28 mm - lunghezza 45 mm
per UNIVERBAR LAVASTOVIGLIE MIX-TOP-ERGON-ERGOND



PUMP OUTLET HOSE

internal ø 28 mm - length 45 mm
for UNIVERBAR DISHWASHER MIX-TOP-ERGON-ERGOND

UNIVERBAR 1591



DRUCKSCHLAUCH

ø Innen 28 mm - Länge 45 mm
für UNIVERBAR SPÜLMASCHINE MIX-TOP-ERGON-ERGOND



MANGUITO DE IMPULSIÓN

ø interior 28 mm - longitud 45 mm
para UNIVERBAR LAVAVAJILLAS MIX-TOP-ERGON-ERGOND

3248160



MANICOTTO ASPIRAZIONE

ø interno 31 e 30 mm
sviluppo totale massimo 165 mm
per UNIVERBAR LAVASTOVIGLIE ERGON-ERGOND



PUMP INLET HOSE

internal ø 31 and 30 mm
max extension 165 mm
for UNIVERBAR DISHWASHER ERGON-ERGOND

UNIVERBAR 4319



ANSAUGSCHLAUCH

ø Innen 31 und 30 mm
Entwicklung max 165 mm
für UNIVERBAR SPÜLMASCHINE ERGON-ERGOND



MANGUITO ASPIRACIÓN

ø interior 31 y 30 mm
máx desarrollo total 165 mm
para UNIVERBAR LAVAVAJILLAS ERGON-ERGOND



Adattabile per • Suitable for • Passend für • Adaptable

3248162



MANICOTTO MANDATA

ø interno 38 mm - lunghezza 110 mm
per UNIVERBAR LAVASTOVIGLIE MIDI50-MIDI50D



PUMP OUTLET HOSE

internal ø 38 mm - length 110 mm
for UNIVERBAR DISHWASHER MIDI50-MIDI50D

UNIVERBAR 3521



DRUCKSCHLAUCH

ø Innen 38 mm - Länge 110 mm
für UNIVERBAR SPÜLMASCHINE MIDI50-MIDI50D



MANGUITO DE IMPULSIÓN

ø interior 38 mm - longitud 110 mm
para UNIVERBAR LAVAVAJILLAS MIDI50-MIDI50D



3248155



MANICOTTO ASPIRAZIONE/MANDATA

ø interno 50 e 52 mm
sviluppo totale massimo 205 mm
aspirazione
per UNIVERBAR LAVASTOVIGLIE MIDI40-MIDI40D-SINCRO
SINCROD-MIDI50-MIDI50D-LOGOS-LOGOSD-OMEGA-OMEGAD
CASTA-BRAMA
mandata
per UNIVERBAR LAVASTOVIGLIE COMPACT



PUMP INLET/OUTLET HOSE

internal ø 50 and 52 mm
max extension 205 mm
outlet
for UNIVERBAR DISHWASHER MIDI40-MIDI40D-SINCRO
SINCROD-MIDI50-MIDI50D-LOGOS-LOGOSD-OMEGA-OMEGAD
CASTA-BRAMA
inlet
for UNIVERBAR DISHWASHER COMPACT

UNIVERBAR 3360



ANSAUGS-/ DRUCKSCHLAUCH

ø Innen 50 und 52 mm
Entwicklung max 205 mm
Ansaug
für UNIVERBAR SPÜLMASCHINE MIDI40-MIDI40D-SINCRO
SINCROD-MIDI50-MIDI50D-LOGOS-LOGOSD-OMEGA-OMEGAD
CASTA-BRAMA
Druck
für UNIVERBAR SPÜLMASCHINE COMPACT



MANGUITO ASPIRACIÓN/ IMPULSIÓN

ø interior 50 y 52 mm
máx desarrollo total 205 mm
aspiración
para UNIVERBAR LAVAVAJILLAS MIDI40-MIDI40D-SINCRO
SINCROD-MIDI50-MIDI50D-LOGOS-LOGOSD-OMEGA-OMEGAD
CASTA-BRAMA
impulsión
para UNIVERBAR LAVAVAJILLAS COMPACT



3248165



MANICOTTO MANDATA

ø interno 28 mm - lunghezza 85 mm
per UNIVERBAR LAVASTOVIGLIE BET40-BET40D



PUMP OUTLET HOSE

internal ø 28 mm - length 85 mm
for UNIVERBAR DISHWASHER BET40-BET40D

UNIVERBAR 1924



DRUCKSCHLAUCH

ø Innen 28 mm - Länge 85 mm
für UNIVERBAR SPÜLMASCHINE BET40-BET40D



MANGUITO DE IMPULSIÓN

ø interior 28 mm - longitud 85 mm
para UNIVERBAR LAVAVAJILLAS BET40-BET40D



3248158



MANICOTTO ASPIRAZIONE

ø interno 31 e 30 mm
sviluppo totale massimo 155 mm
per UNIVERBAR LAVASTOVIGLIE MINIBET-BET37-MINIBETD
BET37D-BET40-BET40D



PUMP INLET HOSE

internal ø 31 and 30 mm
max extension 155 mm
for UNIVERBAR DISHWASHER MINIBET-BET37-MINIBETD
BET37D-BET40-BET40D

UNIVERBAR 1913



ANSAUGSCHLAUCH

ø Innen 31 und 30 mm
Entwicklung max 155 mm
für UNIVERBAR SPÜLMASCHINE MINIBET-BET37-MINIBETD
BET37D-BET40-BET40D



MANGUITO ASPIRACIÓN

ø interior 31 y 30 mm
máx desarrollo total 155 mm
para UNIVERBAR LAVAVAJILLAS MINIBET-BET37-MINIBETD
BET37D-BET40-BET40D





3248166



MANICOTTO MANDATA

ø interno 32/47 mm - lunghezza 50 mm
per UNIVERBAR LAVASTOVIGLIE SINCRO-SINCROD
LOGOS-LOGOSD-OMEGA-OMEGAD-COSMO



PUMP OUTLET HOSE

internal ø 32/47 mm - length 50 mm
for UNIVERBAR DISHWASHER SINCRO-SINCROD
LOGOS-LOGOSD-OMEGA-OMEGAD-COSMO

UNIVERBAR 3356



DRUCKSCHLAUCH

ø Innen 32/47 mm - Länge 50 mm
für UNIVERBAR SPÜLMASCHINE SINCRO-SINCROD
LOGOS-LOGOSD-OMEGA-OMEGAD-COSMO



MANGUITO DE IMPULSIÓN

ø interior 32/47 mm - longitud 50 mm
para UNIVERBAR LAVAVAJILLAS SINCRO-SINCROD
LOGOS-LOGOSD-OMEGA-OMEGAD-COSMO

3248153



MANICOTTO ASPIRAZIONE

ø interno 58 e 50 mm
sviluppo totale massimo 390 mm
per UNIVERBAR LAVASTOVIGLIE COSMO-COMPACT



PUMP INLET HOSE

internal ø 58 and 50 mm
max extension 390 mm
for UNIVERBAR DISHWASHER COSMO-COMPACT

UNIVERBAR 4574



ANSAUGSCHLAUCH

ø Innen 58 und 50 mm
Entwicklung max 390 mm
für UNIVERBAR SPÜLMASCHINE COSMO-COMPACT



MANGUITO ASPIRACIÓN

ø interior 58 y 50 mm
máx desarrollo total 390 mm
para UNIVERBAR LAVAVAJILLAS COSMO-COMPACT

3248155



MANICOTTO ASPIRAZIONE/MANDATA

ø interno 50 e 52 mm
sviluppo totale massimo 205 mm
aspirazione
per UNIVERBAR LAVASTOVIGLIE MIDI40-MIDI40D-SINCRO
SINCROD-MIDI50-MIDI50D-LOGOS-LOGOSD-OMEGA-OMEGAD
CASTA-BRAMA
mandata
per UNIVERBAR LAVASTOVIGLIE COMPACT



PUMP INLET/OUTLET HOSE

internal ø 50 and 52 mm
max extension 205 mm
outlet
for UNIVERBAR DISHWASHER MIDI40-MIDI40D-SINCRO
SINCROD-MIDI50-MIDI50D-LOGOS-LOGOSD-OMEGA-OMEGAD
CASTA-BRAMA
inlet
for UNIVERBAR DISHWASHER COMPACT

UNIVERBAR 3360



ANSAUGS-/ DRUCKSCHLAUCH

ø Innen 50 und 52 mm
Entwicklung max 205 mm
Ansaug
für UNIVERBAR SPÜLMASCHINE MIDI40-MIDI40D-SINCRO
SINCROD-MIDI50-MIDI50D-LOGOS-LOGOSD-OMEGA-OMEGAD
CASTA-BRAMA
Druck
für UNIVERBAR SPÜLMASCHINE COMPACT



MANGUITO ASPIRACIÓN/ IMPULSIÓN

ø interior 50 y 52 mm
máx desarrollo total 205 mm
aspiración
para UNIVERBAR LAVAVAJILLAS MIDI40-MIDI40D-SINCRO
SINCROD-MIDI50-MIDI50D-LOGOS-LOGOSD-OMEGA-OMEGAD
CASTA-BRAMA
impulsión
para UNIVERBAR LAVAVAJILLAS COMPACT



Adattabile per • Suitable for • Passend für • Adaptable

3248164



MANICOTTO MANDATA

ø interno 37 mm - lunghezza 27 mm
per UNIVERBAR LAVASTOVIGLIE SINCRO-SINCROD-CASTA



PUMP OUTLET HOSE

internal ø 37 mm - length 27 mm
for UNIVERBAR DISHWASHER SINCRO-SINCROD-CASTA

UNIVERBAR 1710



DRUCKSCHLAUCH

ø Innen 37 mm - Länge 27 mm
für UNIVERBAR SPÜLMASCHINE SINCRO-SINCROD-CASTA



MANGUITO DE IMPULSIÓN

ø interior 37 mm - longitud 27 mm
para UNIVERBAR LAVAVAJILLAS SINCRO-SINCROD-CASTA



3248155



MANICOTTO ASPIRAZIONE/MANDATA

ø interno 50 e 52 mm - sviluppo totale massimo 205 mm
aspirazione
per UNIVERBAR LAVASTOVIGLIE MIDI40-MIDI40D-SINCRO
SINCROD-MIDI50-MIDI50D-LOGOS-LOGOSD-OMEGA-OMEGAD
CASTA-BRAMA
mandata
per UNIVERBAR LAVASTOVIGLIE COMPACT



PUMP INLET/OUTLET HOSE

internal ø 50 and 52 mm - max extension 205 mm
outlet
for UNIVERBAR DISHWASHER MIDI40-MIDI40D-SINCRO
SINCROD-MIDI50-MIDI50D-LOGOS-LOGOSD-OMEGA-OMEGAD
CASTA-BRAMA
inlet
for UNIVERBAR DISHWASHER COMPACT

UNIVERBAR 3360



ANSAUGS-/ DRUCKSCHLAUCH

ø Innen 50 und 52 mm - Entwicklung max 205 mm
Ansaug
für UNIVERBAR SPÜLMASCHINE MIDI40-MIDI40D-SINCRO
SINCROD-MIDI50-MIDI50D-LOGOS-LOGOSD-OMEGA-OMEGAD
CASTA-BRAMA
Druck
für UNIVERBAR SPÜLMASCHINE COMPACT



MANGUITO ASPIRACIÓN/ IMPULSIÓN

ø interior 50 y 52 mm - máx desarrollo total 205 mm
aspiración
para UNIVERBAR LAVAVAJILLAS MIDI40-MIDI40D-SINCRO
SINCROD-MIDI50-MIDI50D-LOGOS-LOGOSD-OMEGA-OMEGAD
CASTA-BRAMA
impulsión
para UNIVERBAR LAVAVAJILLAS COMPACT





Adattabile per • Suitable for • Passend für • Adaptable

3242526



MANIGLIA PORTA

interasse fori fissaggio 170 mm
per FAGOR LAVASTOVIGLIE FI370-FI550-ECO370-ECO550
FI280-FI460-ECO280-ECO460



DOOR HANDLE

distance between mounting holes 170 mm
for FAGOR DISHWASHER FI370-FI550-ECO370-ECO550
FI280-FI460-ECO280-ECO460



TÜRGRIF

Lochabstand 170 mm
für FAGOR SPÜLMASCHINE FI370-FI550-ECO370-ECO550
FI280-FI460-ECO280-ECO460



MANILLA PUERTA

distancia entre ejes agujeros 170 mm
para FAGOR LAVAVAJILLAS FI370-FI550-ECO370-ECO550
FI280-FI460-ECO280-ECO460



FAGOR U580521000

3242525



MANIGLIA PORTA

interasse fori fissaggio 260 mm
per FAGOR LAVASTOVIGLIE CLINIC-FI30-FI48-FI64
FI48W-FI64W-FI48B-FI64B-MF48-MF64-FI50-FI72-FI80
FI80W-FI280-FI370-FI460-FI550-ECO280-ECO370-ECO460
ECO550-FI100-FI120-ECO120-FI120W-MF120



DOOR HANDLE

distance between mounting holes 260 mm
for FAGOR DISHWASHER CLINIC-FI30-FI48-FI64
FI48W-FI64W-FI48B-FI64B-MF48-MF64-FI50-FI72-FI80
FI80W-FI280-FI370-FI460-FI550-ECO280-ECO370-ECO460
ECO550-FI100-FI120-ECO120-FI120W-MF120



TÜRGRIF

Lochabstand 260 mm
für FAGOR SPÜLMASCHINE CLINIC-FI30-FI48-FI64
FI48W-FI64W-FI48B-FI64B-MF48-MF64-FI50-FI72-FI80
FI80W-FI280-FI370-FI460-FI550-ECO280-ECO370-ECO460
ECO550-FI100-FI120-ECO120-FI120W-MF120



MANILLA PUERTA

distancia entre ejes agujeros 260 mm
para FAGOR LAVAVAJILLAS CLINIC-FI30-FI48-FI64
FI48W-FI64W-FI48B-FI64B-MF48-MF64-FI50-FI72-FI80
FI80W-FI280-FI370-FI460-FI550-ECO280-ECO370-ECO460
ECO550-FI100-FI120-ECO120-FI120W-MF120



FAGOR Z200512000



Adattabile per • Suitable for • Passend für • Adaptable

3241704



MANOPOLA COMMUTATORE 0-1 POSIZIONI



SELECTOR SWITCH KNOB 0-1 POSITIONS

FAGOR Z103044000



DREHKNOPF FÜR SCHALTER 0-1 POSITIONEN



MANDO CONMUTADOR 0-1 POSICIONES



3241705



MANOPOLA COMMUTATORE 0-2 POSIZIONI



SELECTOR SWITCH KNOB 0-2 POSITIONS

FAGOR Z103046000



DREHKNOPF FÜR SCHALTER 0-2 POSITIONEN



MANDO CONMUTADOR 0-2 POSICIONES



3241123



MANOPOLA ø 50 mm

foro a mezzaluna 6x4,6 mm

for JEMI LAVASTOVIGLIE GS4/2-GS4/2AF-GS8/2-GS9



KNOB ø 50 mm

D-shaped hole 6x4.6 mm

for JEMI DISHWASHER GS4/2-GS4/2AF-GS8/2-GS9

JEMI 2016012



DREHKNOPF ø 50 mm

Achsenloch halbmondförmig 6x4,6 mm

für JEMI SPÜLMASCHINE GS4/2-GS4/2AF-GS8/2-GS9



MANDO ø 50 mm

foro de media luna 6x4,6 mm

para JEMI LAVAVAJILLAS GS4/2-GS4/2AF-GS8/2-GS9



3241706



MANOPOLA ø 52 mm

foro per perno mezzaluna 6x4,6 mm

per JEMI LAVASTOVIGLIE GS6-GS6AF-GS18-GS19-GS30

GS82-GS82M-GS100



KNOB ø 52 mm

D-shaft hole ø 6x4.6 mm

for JEMI DISHWASHER GS6-GS6AF-GS18-GS19-GS30

GS82-GS82M-GS100

JEMI 2016019



KNEBEL ø 52 mm

halbmondförmiger Achse ø 6x4,6 mm

für JEMI SPÜLMASCHINE GS6-GS6AF-GS18-GS19-GS30

GS82-GS82M-GS100



MANDO ø 52 mm

foro de media luna 6x4,6 mm

para JEMI LAVAVAJILLAS GS6-GS6AF-GS18-GS19-GS30

GS82-GS82M-GS100



3322208



MANOPOLA PROGRAMMATORE ø 42 mm

perno tondo ø 6 mm



TIMER KNOB ø 42 mm

round shaft ø 6 mm

LINEA BLANCA A700100



DREHKNOPF FÜR PROGRAMMSCHALTER ø 42 mm

Rundstift ø 6 mm



MANDO PROGRAMADOR ø 42 mm

perno redondo ø 6 mm





FAGOR

3240410



MICROINTERRUPTORE 10A 250V



MICROSWITCH 10A 250V

FAGOR GMP831318



MIKROSCHALTER 10A 250V



MICROINTERRUPTOR 10A 250V



3240820



MICROINTERRUPTORE 16A 250V



MICROSWITCH 16A 250V

FAGOR GR65113000

FAGOR P530558000



MIKROSCHALTER 16A 250V



MICROINTERRUPTOR 16A 250V



3240246



MAGNETE



MAGNET

FAGOR Z200506000



MAGNET



IMÁN



3240247



PROTEZIONE MAGNETE



MAGNET PROTECTION

FAGOR Z200507000



MAGNETSCHUTZ



PROTECCIÓN MAGNETO



JEMI

3240119



MICROINTERRUPTORE D45 16A 250V

lunghezza leva 60 mm

per JEMI LAVASTOVIGLIE GS3-GS4/2-GS4/2AF-GS8/2-GS9-GS30



MICROSWITCH D45 16A 250V

lever length 60 mm

for JEMI DISHWASHER GS3-GS4/2-GS4/2AF-GS8/2-GS9-GS30

JEMI 2019009



MIKROSCHALTER D45 16A 250V

Hebellänge 60 mm

für JEMI SPÜLMASCHINE GS3-GS4/2-GS4/2AF-GS8/2-GS9-GS30



MICROINTERRUPTOR D45 16A 250V

longitud palanca 60 mm

para JEMI LAVAVAJILLAS GS3-GS4/2-GS4/2AF-GS8/2-GS9-GS30



3240410



MICROINTERRUPTORE 10A 250V



MICROSWITCH 10A 250V

JEMI 240072

JEMI 240025



MIKROSCHALTER 10A 250V



MICROINTERRUPTOR 10A 250V





Adattabile per • Suitable for • Passend für • Adaptable

3240827



MICROINTERRUPTORE FR251 3A 400V

per JEMI LAVASTOVIGLIE GS82-GS100



MICROSWITCH FR251 3A 400V

for JEMI DISHWASHER GS82-GS100

JEMI 2019083



MIKROSCHALTER FR251 3A 400V

für JEMI SPÜLMASCHINE GS82-GS100



MICROINTERRUPTOR FR251 3A 400V

para JEMI LAVAVAJILLAS GS82-GS100



3240828



MICROINTERRUPTORE FR551 3A 400V

per JEMI LAVASTOVIGLIE GS82-GS82M-GS83-GS100-GS102



MICROSWITCH FR551 3A 400V

for JEMI DISHWASHER GS82-GS82M-GS83-GS100-GS102

JEMI 2019082



MIKROSCHALTER FR551 3A 400V

für JEMI SPÜLMASCHINE GS82-GS82M-GS83-GS100-GS102



MICROINTERRUPTOR FR551 3A 400V

para JEMI LAVAVAJILLAS GS82-GS82M-GS83-GS100-GS102



3240138



MICROINTERRUPTORE MAGNETICO E5301C

250V 0,4A

capillare lunghezza 3000 mm

per IME LAVASTOVIGLIE 6.2P fino al 1996

per JEMI LAVASTOVIGLIE GS82



MAGNETIC MICROSWITCH E5301C

250V 0,4A

capillary length 3000 mm

for IME DISHWASHER 6.2P until 1996

for JEMI DISHWASHER GS82

JEMI 2019084



MIKROSCHALTER MAGNETISCH E5301C

250V 0,4A

Kapillarrohr Länge 3000 mm

für IME SPÜLMASCHINE 6.2P bis 1996

für JEMI SPÜLMASCHINE GS82



MICROINTERRUPTOR MAGNÉTICO E5301C

250V 0,4A

capilar longitud 3000 mm

para IME LAVAVAJILLAS 6.2P fino al 1996

para JEMI LAVAVAJILLAS GS82



3240213



MICROINTERRUPTORE PORTA NA E560 1V

lunghezza cavo 1000 mm - 250V 0,04A

completo di staffa

per JEMI LAVASTOVIGLIE GS2-GS6-GS6A-GS6AF-GS7-GS18

GS19-GS20



DOOR MICROSWITCH NA E560 1V

cable length 1000 mm - 250V 0,04A

complete with bracket

for JEMI DISHWASHER GS2-GS6-GS6A-GS6AF-GS7-GS18

GS19-GS20

JEMI 2019118



TÜR MIKROSCHALTER NA E560 1V

Kabellänge 1000 mm - 250V 0,04A

mit Staffel

für JEMI SPÜLMASCHINE GS2-GS6-GS6A-GS6AF-GS7-GS18

GS19-GS20



MICROINTERRUPTOR PUERTA NA E560 1V

cable 1000 mm - 250V 0,04A

completo de brida

para JEMI LAVAVAJILLAS GS2-GS6-GS6A-GS6AF-GS7-GS18

GS19-GS20





LINEA BLANCA - TORNADO

3240799



ASSIEME MICROINTERRUPTORE MAGNETICO

per porta
per LINEA BLANCA LAVASTOVIGLIE LC1000-LC1500
LC1700-LC2000-LC2300-LC2300TR-LC2600-LC2800



MAGNETIC MICROSWITCH ASSY

for door
for LINEA BLANCA DISHWASHER LC1000-LC1500
LC1700-LC2000-LC2300-LC2300TR-LC2600-LC2800



MIKROSCHALTER KOMPLETT MAGNETISCH

für Tür
für LINEA BLANCA GESCHIRRSPÜLER LC1000-LC1500
LC1700-LC2000-LC2300-LC2300TR-LC2600-LC2800



CONJUNTO MICROINTERRUPTOR MAGNÉTICO

para puerta
para LINEA BLANCA LAVAVAJILLAS LC1000-LC1500
LC1700-LC2000-LC2300-LC2300TR-LC2600-LC2800



LINEA BLANCA A450002

3240139



MICROINTERRUPTORE MAGNETICO E5101V

250V 0,04A contatto NA - lunghezza cavo 530 mm
per LINEA BLANCA LAVASTOVIGLIE LC80-LC140-LC1000
LC1500-LC1700-LC2000-LC2300-LC2300TR-LC2600-LC2800
LC3800-LC4200



MAGNETIC MICROSWITCH E5101V

250V 0,04A normally open contact - cable length 530 mm
for LINEA BLANCA DISHWASHER LC80-LC140-LC1000
LC1500-LC1700-LC2000-LC2300-LC2300TR-LC2600-LC2800
LC3800-LC4200



MIKROSCHALTER MAGNETISCH E5101V

250V 0,04A NA - Kabellänge 530 mm
für LINEA BLANCA GESCHIRRSPÜLER LC80-LC140-LC1000
LC1500-LC1700-LC2000-LC2300-LC2300TR-LC2600-LC2800
LC3800-LC4200



MICROINTERRUPTOR MAGNÉTICO E5101V

250V 0,04A contacto NA - cable longitud 530 mm
para LINEA BLANCA LAVAVAJILLAS LC80-LC140-LC1000
LC1500-LC1700-LC2000-LC2300-LC2300TR-LC2600-LC2800
LC3800-LC4200



LINEA BLANCA A030250

9014042



MAGNETE RETTANGOLARE 32x13x8 mm



RECTANGULAR MAGNET 32x13x8 mm



MAGNET RECHTECKIG 32x13x8 mm



IMÁN RECTANGULAR 32x13x8 mm



LINEA BLANCA A030251



Adattabile per • Suitable for • Passend für • Adaptable

SAMMIC

3240216



MICROINTERRUPTORE MAGNETICO E522 1V
250V 0,04A - contatto NO
micro 40x13x8 mm - cavo 1900 mm



MAGNETIC MICROSWITCH E522 1V
250V-0.04A NO contact
microswitch 40x13x8 mm - cable 1900 mm

SAMMIC 2009205

SAMMIC 2050705



MIKROSCHALTER MAGNETISCH E522 1V
250V-0,04A Kontakt NO
Mikroschalter 40x13x8 mm - Kabel 1900 mm



MICROINTERRUPTOR MAGNÉTICO E522 1V
250V-0,04A contacto NO
micro 40x13x8 mm - cable 1900 mm



3240974



MAGNETE RETTANGOLARE 63x19x7 mm
per SAMMIC LAVASTOVIGLIE SL800B



RECTANGULAR MAGNET 63x19x7 mm
for SAMMIC DISHWASER SL800B

SAMMIC 2310470



MAGNET RECHTECKIG 63x19x7 mm
für SAMMIC SPÜLMASCHINE SL800B



IMÁN RECTANGULAR 63x19x7 mm
para SAMMIC LAVAVAJILLAS SL800B



9240056



MAGNETE RETTANGOLARE 40x13x8 mm



RECTANGULAR MAGNET 40x13x8 mm

SAMMIC 2050639



MAGNET RECHTECKIG 40x13x8 mm



MAGNETE RECTANGULAR 40x13x8 mm



UNIVERBAR

3240407



KIT MICROINTERRUPTORE MECCANICO 16A 250V

3 posizioni di aggancio
il kit comprende 5 leve:
leva 75 mm - leva 27 mm - leva 15 mm
leva con rotella 15 mm - leva con rotella 27 mm
per UNIVERBAR LAVASTOVIGLIE MIX-TOP-MINIBET-BET37
MINIBETD-BET37D-BET40-BET40D-ERGON-ERGOND-MIDI40
MIDI40D-SINCRO-SINCROD-MIDI50-MIDI50D-LOGOS-LOGOSD
OMEGA-OMEGAD-COSMO-COMPACT-CASTA-BRAMA-MICRO
UBR530/2R-UBF530/2R-ETRACR-ETRACF-UBF850/2R



MECHANICAL MICROSWITCH KIT 16A 250V

3 locking positions
the kit includes 5 levers:
lever 75 mm - lever 27 mm - lever 15 mm
lever 15 mm with wheels - lever 27 mm with wheels
for UNIVERBAR DISHWASHER MIX-TOP-MINIBET-BET37
MINIBETD-BET37D-BET40-BET40D-ERGON-ERGOND-MIDI40
MIDI40D-SINCRO-SINCROD-MIDI50-MIDI50D-LOGOS-LOGOSD
OMEGA-OMEGAD-COSMO-COMPACT-CASTA-BRAMA-MICRO
UBR530/2R-UBF530/2R-ETRACR-ETRACF-UBF850/2R

UNIVERBAR 4095



KIT MIKROSCHALTER MECHANISCH 16A 250V

3 Anschlusspositionen
5 Hebel im Kit:
Hebel 75 mm - Hebel 27 mm - Hebel 15 mm
Hebel mit Rad 15 mm - Hebel mit Rad 27 mm
für UNIVERBAR SPÜLMASCHINE MIX-TOP-MINIBET-BET37
MINIBETD-BET37D-BET40-BET40D-ERGON-ERGOND-MIDI40
MIDI40D-SINCRO-SINCROD-MIDI50-MIDI50D-LOGOS-LOGOSD
OMEGA-OMEGAD-COSMO-COMPACT-CASTA-BRAMA-MICRO
UBR530/2R-UBF530/2R-ETRACR-ETRACF-UBF850/2R



KIT MICROINTERRUPTOR MECÁNICO 16A 250V

3 posiciones de enganche
el kit contiene 5 palancas:
palanca 75 mm - palanca 27 mm - palanca 15 mm
palanca con rueda 15 mm - palanca con rueda 27 mm
para UNIVERBAR LAVAVAJILLAS MIX-TOP-MINIBET-BET37
MINIBETD-BET37D-BET40-BET40D-ERGON-ERGOND-MIDI40
MIDI40D-SINCRO-SINCROD-MIDI50-MIDI50D-LOGOS-LOGOSD
OMEGA-OMEGAD-COSMO-COMPACT-CASTA-BRAMA-MICRO
UBR530/2R-UBF530/2R-ETRACR-ETRACF-UBF850/2R





3528031



VITE T.C. M3x10



SCREW T.C. M3x10

FAGOR Q062011000



SCHRAUB T.C. M3x10



TORNILLO T.C. M3x10



3528291



VITE SVASATA TESTA A CROCE M4x8 UNI 7688



CROSS HEAD FLUSH SCREW M4x8 UNI 7688

FAGOR Q152024000



SENKSCHRAUBE MIT KREUZKOPF M4x8 UNI 7688



TORNILLO CABEZA CRUZ M4x8 UNI 7688



3528030



VITE T.C. M4x13



SCREW T.C. M4x13

FAGOR Q042022000



SCHRAUB T.C. M4x13



TORNILLO T.C. M4x13



3528111



VITE INOX T.E. M6x10 UNI 5739 DIN 24017



S.ST.SCREW T.E. M6x10 UNI 5739 DIN 24017

FAGOR Q012041000



INOX SCHRAUBE T.E.M6x10 UNI5739 DIN24017



TORNILLO INOX T.E.M6x10 UNI5739 DIN24017



3528106



VITE INOX T.E. M5x16 UNI 5739 DIN 24017



S.ST.SCREW T.E. M5x16 UNI 5739 DIN 24017

FAGOR Q012032000



INOX SCHRAUBE T.E.M5x16 UNI5739 DIN24017



TORNILLO INOX T.E.M5x16 UNI5739 DIN24017



3528112



VITE INOX T.E. M6x16 UNI 5739 DIN 24017



S.ST.SCREW T.E. M6x16 UNI 5739 DIN 24017

FAGOR Q011342000

FAGOR Q012042000



INOX SCHRAUBE T.E.M6x16 UNI5739 DIN24017



TORNILLO INOX T.E.M6x16 UNI5739 DIN24017



3528032



VITE T.E. M6x40



S/S SCREW T.E. M6x40

FAGOR Q012046000



SCHRAUB T.E. M6x40



TORNILLO T.E. M6x40





Adattabile per • Suitable for • Passend für • Adaptable

3528028



VITE INOX T.E. M10x20 UNI 5739



S/S SCREW T.E. M10x20 UNI 5739

FAGOR Q012063000



SCHRAUB INOX T.E. M10x20 UNI 5739



TORNILLO INOX T.E. M10x20 UNI 5739



3528026



VITE INOX T.E. M12x35



S/S SCREW T.E. M12x35

FAGOR Q151341000



SCHRAUB INOX T.E. M12x35



TORNILLO INOX T.E. M12x35



1348814



ROSETTA DENTELLATA INOX M4 UNI 8842



S/STEEL COGGED WASHER M4 UNI 8842

FAGOR Q242020000



ZAHNSCHEIBE INOX M4 UNI 8842



ARANDELA DENTADA INOX M4 UNI 8842



1186192



ROSETTA VITE TESTA ESAGONALE M5 UNI 6592



SCREW WASHER HEXAGONAL HEAD M5 UNI 6592

FAGOR Q232030000



SCHEIBE F.SCHRAUBE SECHS.KOPF M5 UNI6592



ARANDELA TORNILL.CABEZA HEX. M5 UNI 6592



3528010



ROSETTA VITE TESTA ESAGONALE M6 UNI 6592



SCREW WASHER HEXAGONAL HEAD M6 UNI 6592

FAGOR Q232040000



SCHEIBE F.SCHRAUBE SECHS.KOPF M6 UNI6592



ARANDELA TORNILL.CABEZA HEX. M6 UNI 6592



3528027



RONDELLA ø 12x6x1,5 mm



WASHER ø 12x6x1.5 mm

FAGOR Q306050000



SCHEIBE ø 12x6x1,5 mm



ARANDELA ø 12x6x1,5 mm



3528029



RONDELLA ø 30x21x1,5 mm



WASHER ø 30x21x1.5 mm

FAGOR Q306038000



SCHEIBE ø 30x21x1,5 mm



ARANDELA ø 30x21x1,5 mm





3528213



DADO ESAGONALE NORMALE M5 UNI 5588



HEXAGONAL NORMAL NUT M5 UNI 5588

FAGOR Q162030000



NORMALE SECHSKANTMUTTER M5 UNI 5588



TUERCA HEXAGONAL NORMAL M5 UNI 5588



1528030



DADO ESAGONALE NORMALE M6 UNI 5588



HEXAGONAL NORMAL NUT M6 UNI 5588

FAGOR Q161440000

FAGOR Q162040000



NORMALE SECHSKANTMUTTER M6 UNI 5588



TUERCA HEXAGONAL NORMAL M6 UNI 5588



3090078



DADO ESAGONALE NORMALE M12 UNI 5588



HEXAGONAL NUT NORMAL M12 UNI 5588

FAGOR Q162070000

FAGOR Q163070000



MUTTER SECHSKANTIG NORMAL M12 UNI 5588



TUERCA HEXAGONAL NORMAL M12 UNI 5588



3528034



DADO INOX ø 3/8"



STAINLESS STEEL NUT ø 3/8"

LINEA BLANCA A060027E



MUTTER INOX ø 3/8"



TUERCA INOX ø 3/8"



3528033



DADO INOX ø 3/8" F PER RACCORDO A GOMITO



NUT F/ELBOW FITTING ø 3/8" IN STAINLESS

LINEA BLANCA A050082I



MUTTER INOX ø 3/8" FÜR GEWINKELTER ANSCH



TUERCA INOX ø 3/8" F P. RACOR DE CODO



3528035



DADO BASSO M10

per guaina portabulbo

per UNIVERBAR LAVASTOVIGLIE MIX-TOP-MINIBET-BET37

MINIBETD-BET37D-BET40-BET40D-ERGON-ERGOND-MIDI40

MIDI40D-SINCRO-SINCROD-MIDI50-MIDI50D-LOGOS-LOGOSD

OMEGA-OMEGAD-COSMO-COMPACT-CASTA-BRAMA



LOW NUT M10

for thermostat probe receptacle

for UNIVERBAR DISHWASHER MIX-TOP-MINIBET-BET37

MINIBETD-BET37D-BET40-BET40D-ERGON-ERGOND-MIDI40

MIDI40D-SINCRO-SINCROD-MIDI50-MIDI50D-LOGOS-LOGOSD

OMEGA-OMEGAD-COSMO-COMPACT-CASTA-BRAMA

UNIVERBAR 1505



KLEINE MUTTER M10

für Hülse für Wulst

für UNIVERBAR SPÜLMASCHINE MIX-TOP-MINIBET-BET37

MINIBETD-BET37D-BET40-BET40D-ERGON-ERGOND-MIDI40

MIDI40D-SINCRO-SINCROD-MIDI50-MIDI50D-LOGOS-LOGOSD

OMEGA-OMEGAD-COSMO-COMPACT-CASTA-BRAMA



TUERCA BAJA M10

para vaina bulbo

para UNIVERBAR LAVAVAJILLAS MIX-TOP-MINIBET-BET37

MINIBETD-BET37D-BET40-BET40D-ERGON-ERGOND-MIDI40

MIDI40D-SINCRO-SINCROD-MIDI50-MIDI50D-LOGOS-LOGOSD

OMEGA-OMEGAD-COSMO-COMPACT-CASTA-BRAMA





Adattabile per • Suitable for • Passend für • Adaptable

3528023



DADO



NUT



MUTTER



TUERCA



FAGOR Z401914000

3528024



DADO



NUT



MUTTER



TUERCA



FAGOR Z400708000

3528025



GHIERA



RING NUT



RING



CERCO



FAGOR R023025000



FAGOR

3250172



MOLLA



SPRING



FEDER



MUELLE



FAGOR Q901307000

3250173



MOLLA



SPRING



FEDER



MUELLE



FAGOR Z400903000

3250174



MOLLA SOLLEVAMENTO CAPOTTE

ø 36 mm - altezza totale 430 mm

per FAGOR LAVASTOVIGLIE FI80-FI80W-FI100-FI120
ECO120-FI120W-MF120



HOOD LIFTING SPRING

ø 36 mm - total height 430 mm

for FAGOR DISHWASHER FI80-FI80W-FI100-FI120
ECO120-FI120W-MF120



FEDER ZUR AUFHEBUNG DER HAUBE

ø 36 mm - Gesamthöhe 430 mm

für FAGOR SPÜLMASCHINE FI80-FI80W-FI100-FI120
ECO120-FI120W-MF120



MUELLE ELEVACIÓN CAPOTA

ø 36 mm - altura total 430 mm

para FAGOR LAVAVAJILLAS FI80-FI80W-FI100-FI120
ECO120-FI120W-MF120



FAGOR Z710528000

3250171



BRACCIO TENSORE PER MOLLA



SPRING TENSIONER ARM



ARM FEDERSpanNER



BRAZO TENSOR PARA MUELLE



FAGOR Z710529000



Adattabile per • Suitable for • Passend für • Adaptable

JEMI

3250075



MOLLA AGGANCIAMENTO BRACCIO LAVAGGIO

per JEMI LAVASTOVIGLIE GS3-GS4/2-GS4/2AF-GS8/2 GS100



RINSE ARM SPRING

for JEMI DISHWASHER GS3-GS4/2-GS4/2AF-GS8/2 GS100

JEMI 2521268



FEDERKUPPLUNG FÜR WASCHARM

für JEMI SPÜLMASCHINE GS3-GS4/2-GS4/2AF-GS8/2 GS100



MUELLE ENGANCHE BRAZO LAVADO

para JEMI LAVAVAJILLAS GS3-GS4/2-GS4/2AF-GS8/2 GS100



3250080



MOLLA AGGANCIAMENTO INSERTO BRACCIO

per JEMI LAVASTOVIGLIE GS4/2-GS4/2AF-GS8/2-GS9 GS100



ARM INSERT SPRING

for JEMI DISHWASHER GS4/2-GS4/2AF-GS8/2-GS9 GS100

JEMI 2521248



FEDERKUPPLUNG FÜR WASCHARM EINSATZ

für JEMI SPÜLMASCHINE GS4/2-GS4/2AF-GS8/2-GS9 GS100



MUELLE ENGANCHE INJERTO BRAZO

para JEMI LAVAVAJILLAS GS4/2-GS4/2AF-GS8/2-GS9 GS100



3250178



MOLLA SOLLEVAMENTO CAPOTTE ø 37x615 mm

per JEMI LAVASTOVIGLIE GS83-GS102



HOOD LIFTING SPRING ø 37x615 mm

for JEMI DISHWASHER GS83-GS102

JEMI 2521283



FEDER ZUR AUFHEBUNG DER HAUBE ø 37x615 mm

für JEMI SPÜLMASCHINE GS83-GS102



MUELLE ELEVACIÓN CAPOTA ø 37x615 mm

para JEMI LAVAVAJILLAS GS83-GS102



3250179



MOLLA INFERIORE PER CONTRAPPESO

ø 19x34 mm
per JEMI LAVASTOVIGLIE GS82M



LOWER SPRING FOR COUNTERWEIGHT

ø 19x34 mm
for JEMI DISHWASHER GS82M

JEMI 2521082



FEDER FÜR GEGENGEWICHT UNTEN

ø 19x34 mm
für JEMI SPÜLMASCHINE GS82M



MUELLE INFERIOR PARA CONTRAPESO

ø 19x34 mm
para JEMI LAVAVAJILLAS GS82M



3250180



MOLLA SUPERIORE PER CONTRAPPESO

ø 19x132 mm
per JEMI LAVASTOVIGLIE GS82M



UPPER SPRING FOR COUNTERWEIGHT

ø 19x132 mm
for JEMI DISHWASHER GS82M

JEMI 2521083



FEDER FÜR GEGENGEWICHT OBEN

ø 19x132 mm
für JEMI SPÜLMASCHINE GS82M



MUELLE SUPERIOR PARA CONTRAPESO

ø 19x132 mm
para JEMI LAVAVAJILLAS GS82M





LINEA BLANCA - TORNADO

3250085



MOLLA ASTA SPORTELLO ø 15x130 mm
per LINEA BLANCA LAVASTOVIGLIE LC80-LC140



DOOR ROD SPRING ø 15x130 mm
for LINEA BLANCA DISHWASHER LC80-LC140

LINEA BLANCA A060065



FEDER FÜR TÜRACHSE ø 15x130 mm
für LINEA BLANCA GESCHIRRSPÜLER LC80-LC140



MUELLE BARRA PUERTA ø 15x130 mm
para LINEA BLANCA LAVAVAJILLAS LC80-LC140



3250086



MOLLA SOLLEVAMENTO CAPOTTE ø 45x385 mm
per LINEA BLANCA LAVASTOVIGLIE LC3500



HOOD LIFTING SPRING ø 45x385 mm
for LINEA BLANCA DISHWASHER LC3500

LINEA BLANCA A060064



FEDER ZUR AUFHEBUNG DER HAUBE ø 45x385
für LINEA BLANCA GESCHIRRSPÜLER LC3500



MUELLE ELEVACIÓN CAPOTA ø 45x385 mm
para LINEA BLANCA LAVAVAJILLAS LC3500



3250175



MOLLA SOLLEVAMENTO CAPOTTE ø 45x480 mm
per LINEA BLANCA LAVASTOVIGLIE LC3800-LC4200



HOOD LIFTING SPRING ø 45x480 mm
for LINEA BLANCA DISHWASHER LC3800-LC4200

LINEA BLANCA A060068



FEDER ZUR AUFHEBUNG DER HAUBE ø 45x385
für LINEA BLANCA GESCHIRRSPÜLER LC3800-LC4200



MUELLE ELEVACIÓN CAPOTA ø 45x480 mm
para LINEA BLANCA LAVAVAJILLAS LC3800-LC4200



3398049



MOLLA SCROCCHETTO ø 8x21 mm



DOOR CATCH SPRING ø 8x21 mm

LINEA BLANCA A060067



FEDER FÜR TÜRSCHNAPPER ø 8x21 mm



MUELLE CIERRE PUERTA ø 8x21 mm





Adattabile per • Suitable for • Passend für • Adaptable

SAMMIC

3250181



MOLLA SOLLEVAMENTO CAPOTTE ø 38x505 mm
per SAMMIC LAVASTOVIGLIE SL1100B



HOOD LIFTING SPRING ø 38x505 mm
for SAMMIC DISHWASHER SL1100B



FEDER ZUM ÖFFNEN DER HAUBE ø 38x505 mm
für SAMMIC SPÜLMASCHINE SL1100B



MUELLE ELEVACIÓN CAPOTA ø 38x505 mm
para SAMMIC LAVAVAJILLAS SL1100B



SAMMIC 2310609

UNIVERBAR

3250176



MOLLA PER PORTA ø 15 mm
lunghezza totale 134 mm
per UNIVERBAR LAVASTOVIGLIE MIX-TOP-BET37-BET37D
MINIBET-MINIBETD-BET40-BET40D



DOOR SPRING ø 15 mm
length 134 mm
for UNIVERBAR DISHWASHER MIX-TOP-BET37-BET37D
MINIBET-MINIBETD-BET40-BET40D



TÜRFEDER ø 15 mm
Gesamtlänge 134 mm
für UNIVERBAR SPÜLMASCHINE MIX-TOP-BET37-BET37D
MINIBET-MINIBETD-BET40-BET40D



MUELLE PARA PUERTA
longitud total 134 mm
para UNIVERBAR LAVAVAJILLAS MIX-TOP-BET37-BET37D
MINIBET-MINIBETD-BET40-BET40D



UNIVERBAR 4042

3250177



GRUPPO MOLLA PER PORTA
per UNIVERBAR LAVASTOVIGLIE ERGON-ERGOND-MIDI40
MIDI40D-SINCRO-SINCROD-MIDI50-MIDI50D-LOGOS-LOGOSD
OMEGA-OMEGAD-COSMO-CASTA-BRAMA-ETRACR-ETRACF



DOOR SPRING ASSY
for UNIVERBAR DISHWASHER ERGON-ERGOND-MIDI40
MIDI40D-SINCRO-SINCROD-MIDI50-MIDI50D-LOGOS-LOGOSD
OMEGA-OMEGAD-COSMO-CASTA-BRAMA-ETRACR-ETRACF



GRUPPE FÜR TÜRFEDER
für UNIVERBAR SPÜLMASCHINE ERGON-ERGOND-MIDI40
MIDI40D-SINCRO-SINCROD-MIDI50-MIDI50D-LOGOS-LOGOSD
OMEGA-OMEGAD-COSMO-CASTA-BRAMA-ETRACR-ETRACF



GRUPO MUELLE PARA PUERTA
para UNIVERBAR LAVAVAJILLAS ERGON-ERGOND-MIDI40
MIDI40D-SINCRO-SINCROD-MIDI50-MIDI50D-LOGOS-LOGOSD
OMEGA-OMEGAD-COSMO-CASTA-BRAMA-ETRACR-ETRACF



UNIVERBAR 1598



Adattabile per • Suitable for • Passend für • Adaptable

3247018



MORSETTIERA 2 POLI ATTACCO VITE/FASTON
20A 600V 150°C
per cavo max ø 4 mm



2-POLES TERM.BLOCK SCREW/FASTON CONNECT.
20A 600V 150°C
for cable max ø 4 mm

FAGOR Z603025000



KLEMME 2-POLIG MIT SCHRAUB/FASTON ANSCHL
20A 600V 150°C
für Kabel max ø 4 mm



TABLERO BORNES 2POL. CONEX. TORN./FASTON
20A 600V 150°C
para cable max ø 4 mm



3247016



MORSETTIERA 3 POLI ATTACCO VITE/FASTON



3-POLES TERM.BLOCK SCREW/FASTON CONNECT.

FAGOR U183046000



KLEMME 3-POLIG ANSCHLUSS SCHRAUBE/FLACHS



TABLERO BORNES 3POL. CONEX. TORN./FASTON



3247011



MORSETTIERA 5 POLI
600V 40A 150°C
sesto polo di MASSA



5-POLE TERMINAL BLOCK
600V 40A 150°C
sixth earthing pole

FAGOR R253044000



KLEMME 5-POLIG
600V 40A 150°C
sechste Erdklemme



TABLERO DE BORNES 5 POLOS
600V 40A 150°C
sexto polo de MASA





Adattabile per • Suitable for • Passend für • Adaptable

3240501



VENTILATORE ASSIALE 119x119x38 mm

cuscinetti a sfera
230V 50/60Hz 20W



AXIAL FAN 119x119x38 mm

with ball bearings
230V 50/60Hz 20W

FAGOR Z103066000

FAGOR 6021050008



AXIAL VENTILATOR 119x119x38 mm

mit Kugellagern
230V 50/60Hz 20W



VENTILADOR AXIAL 119x119x38 mm

con cojinetes de rodamiento
230V 50/60Hz 20W



3240819



MOTORE 63m-4/2 0,25HP 400/460V

400/460V 50/60Hz 0,84/0,70A 0,25HP 1400/1800 giri
per JEMI LAVASTOVIGLIE MA/MC



MOTOR 63m-4/2 0.25HP 400/460V

400/460V 50/60Hz 0.84/0.70A 0,25HP 1400/1800 RPM
for JEMI DISHWASHER MA/MC

JEMI 2011232



MOTOR 63m-4/2 0,25HP 400/460V

400/460V 50/60Hz 0,84/0,70A 0,25HP 1400/1800 Umdreh
für JEMI SPÜLMASCHINE MA/MC



MOTOR 63m-4/2 0,25HP 400/460V

400/460V 50/60Hz 0,84/0,70A 0,25HP 1400/1800 revol
para JEMI LAVAVAJILLAS MA/MC



3240823



MOTORE T63C6 0,18/0,22HP 230/400V

230/400V 50HZ 1,2/0,7A 0,18HP 880 giri
240/415V 50Hz 1,3/0,73A 0,18HP 880 giri
260/440V 60Hz 1,3/0,73A 0,22HP 1060 giri
280/480V 60Hz 1,2/0,7A 0,22HP 1060 giri
per JEMI LAVASTOVIGLIE A1200



MOTOR T63C6 0.18/0.22HP 230/400V

230/400V 50HZ 1.2/0.7A 0.18HP 880 RPM
240/415V 50Hz 1.3/0.73A 0.18HP 880 RPM
260/440V 60Hz 1.3/0.73A 0.22HP 1060 RPM
280/480V 60Hz 1.2/0.7A 0.22HP 1060 RPM
per JEMI DISHWASHER A1200

JEMI 2011231



MOTOR T63C6 0,18/0,22HP 230/400V

230/400V 50HZ 1,2/0,7A 0,18HP 880 Umdrehungen
240/415V 50Hz 1,3/0,73A 0,18HP 880 Umdrehungen
260/440V 60Hz 1,3/0,73A 0,22HP 1060 Umdrehungen
280/480V 60Hz 1,2/0,7A 0,22HP 1060 Umdrehungen
für JEMI SPÜLMASCHINE A1200



MOTOR T63C6 0,18/0,22HP 230/400V

230/400V 50HZ 1,2/0,7A 0,18HP 880 revoluciones
240/415V 50Hz 1,3/0,73A 0,18HP 880 revoluciones
260/440V 60Hz 1,3/0,73A 0,22HP 1060 revoluciones
280/480V 60Hz 1,2/0,7A 0,22HP 1060 revoluciones
para JEMI LAVAVAJILLAS A1200



3240824



MOTORE 63m-4/2 0,18KW 230V

230V 50Hz 1,1A 0,18KW 1400/2800 giri
per JEMI LAVASTOVIGLIE MA/MC



MOTOR 63m-4/2 0.18KW 230V

230V 50Hz 1.1A 0.18KW 1400/2800 RPM
for JEMI DISHWASHER MA/MC

JEMI 2011234



MOTOR 63m-4/2 0,18KW 230V

230V 50Hz 1,1A 0,18KW 1400/2800 Umdrehungen
für JEMI SPÜLMASCHINE MA/MC



MOTOR 63m-4/2 0,18KW 230V

230V 50Hz 1,1A 0,18KW 1400/2800 revoluciones
para JEMI LAVAVAJILLAS MA/MC





3240817



MOTOVENTILATORE SINISTRO 0,38/0,52KW

modello CMT/4-120/050 E10 LG
220/240/380/415V 50Hz 1,7/1A 1400 giri
230/254/400/440V 60Hz 1,7/1A 1600 giri
temperatura di esercizio -40/40°C
per JEMI LAVASTOVIGLIE MA/MC



MOTOR FAN 0.38/0.52KW LEFTHAND

model CMT/2-120/050 E10 LG
220/240/380/415V 50Hz 1.7/1A 1400 RPM
230/254/400/440V 60Hz 1.7/1A 1600 RPM
operating temperature -40/40°C
for JEMI DISHWASHER MA/MC



MOTOVENTILATOR LINKS 0,38/0,52KW

Modell CMT/4-120/050 E10 LG
220/240/380/415V 50Hz 1,7/1A 1400 Umdrehungen
230/254/400/440V 60Hz 1,7/1A 1600 Umdrehungen
Betriebstemperatur -40/40°C
für JEMI SPÜLMASCHINE MA/MC



MOTOVENTILADOR IZQUIERDO 0,17/0,20KW

modelo CMT/4-120/050 E10 LG
220/240/380/415V 50Hz 1,7/1A 1400 revoluciones
230/254/400/440V 60Hz 1,7/1A 1600 revoluciones
temperatura de funcionamiento -40/40°C
para JEMI LAVAVAJILLAS MA/MC



JEMI 2029004

3240818



MOTOVENTILATORE DESTRO 0,17/0,20KW

modello CMT/2-120/050 E10 RD
220/240/380/415V 50Hz 0,7/0,4A 2700 giri
230/254/400/440V 60Hz 0,7/0,4A 2700 giri
temperatura di esercizio -40/40°C
per JEMI LAVASTOVIGLIE MA/MC



MOTOR FAN 0.17/0.20KW RIGHTHAND

model CMT/2-120/050 E10 RD
220/240/380/415V 50Hz 0.7/0.4A 2700 RPM
230/254/400/440V 60Hz 0.7/0.4A 2700 RPM
operating temperature -40/40°C
for JEMI DISHWASHER MA/MC



MOTOVENTILATOR RECHTS 0,17/0,20KW

Modell CMT/2-120/050 E10 RD
220/240/380/415V 50Hz 0,7/0,4A 2700 Umdrehungen
230/254/400/440V 60Hz 0,7/0,4A 2700 Umdrehungen
Betriebstemperatur -40/40°C
für JEMI SPÜLMASCHINE MA/MC



MOTOVENTILADOR DERECHO 0,17/0,20KW

modelo CMT/2-120/050 E10 RD
220/240/380/415V 50Hz 0,7/0,4A 2700 revoluciones
230/254/400/440V 60Hz 0,7/0,4A 2700 revoluciones
temperatura de funcionamiento -40/40°C
para JEMI LAVAVAJILLAS MA/MC



JEMI 2029001

3240826



MOTOVENTILATORE 0,1KW 230/400V

modello TCFT/4-250/H-A E20
230V 50/60Hz 0,7A 0,1KW 1330 giri
400V 50/60Hz 0,4A 0,1KW 1330 giri
temperatura di esercizio -40/70°C
per JEMI LAVASTOVIGLIE MA/MC



MOTOR FAN 0.1KW 230/400V

model TCFT/4-250/H-A E20
230V 50/60Hz 0.7A 0.1KW 1330 RPM
400V 50/60Hz 0.4A 0.1KW 1330 RPM
operating temperature -40/70°C
for JEMI DISHWASHER MA/MC




MOTOVENTILATOR 0,1KW 230/400V

Modell TCFT/4-250/H-A E20
230V 50/60Hz 0,7A 0,1KW 1330 Umdrehungen
400V 50/60Hz 0,4A 0,1KW 1330 Umdrehungen
Betriebstemperatur -40/40°C
für JEMI SPÜLMASCHINE MA/MC



MOTOVENTILADOR 0,1KW 230/400V

modelo TCFT/4-250/H-A E20
230V 50/60Hz 0,7A 0,1KW 1330 revoluciones
400V 50/60Hz 0,4A 0,1KW 1330 revoluciones
temperatura de funcionamiento -40/70°C
para JEMI LAVAVAJILLAS MA/MC



JEMI 2029003



Adattabile per • Suitable for • Passend für • Adaptable

FAGOR

3243906



SUPPORTO MULINELLO SUPERIORE
per FI30/48/50/64/72



TOP WASH ARM ASSEMBLY SUPPORT
for FI30/48/50/64/72

FAGOR Z200707000



HALTERUNG FÜR OBERE SPÜLFLÜGEL
für FI30/48/50/64/72



SOPORTE CRUCETA SUPERIOR
para FI30/48/50/64/72



3243907



SUPPORTO MULINELLO SUPERIORE
per LVC12/15/21



TOP WASH ARM ASSEMBLY SUPPORT
for LVC12/15/21

FAGOR Z410703000



HALTERUNG FÜR OBERE SPÜLFLÜGEL
für LVC12/15/21



SOPORTE CRUCETA SUPERIOR
para LVC12/15/21



3186333



GUARNIZIONE OR06200 EPDM



O-RING 06200 EPDM

FAGOR Q307052000



O-RING DICHTUNG 06200 EPDM



JUNTA OR06200 EPDM



3243908



SUPPORTO INFERIORE CESTO
per LVR10



BOTTOM BASKET SUPPORT
for LVR10

FAGOR Z400701000



UNTERE KORBHALTERUNG
für LVR10



SOPORTE INFERIOR CESTA
para LVR10



3186331



GUARNIZIONE OR 06250 EPDM



O-RING 06250 EPDM

FAGOR Q307035000



O-RING DICHTUNG 06250 EPDM



JUNTA OR 06250 EPDM



Mulinelli lavaggio e risciacquo • **Wasch- und Nachspülarms**
Wash and rinse arms • **Molinetes lavado y aclarado**



Adattabile per • Suitable for • Passend für • Adaptable

3243909



COLLETTORE INFERIORE
per LVC12/15/21-MF21



BOTTOM MANIFOLD
for LVC12/15/21-MF21

FAGOR Z410702000



KOLLEKTOR UNTEN
für LVC12/15/21-MF21



COLECTOR INFERIOR
para LVC12/15/21-MF21



3243911



SUPPORTO INFERIORE
per LVC12/15/21



BOTTOM SUPPORT
for LVC12/15/21

FAGOR Z410701000



UNTERE HALTERUNG
für LVC12/15/21



SOPORTE INFERIOR
para LVC12/15/21



3186331



GUARNIZIONE OR 06250 EPDM



O-RING 06250 EPDM

FAGOR Q307035000



O-RING DICHTUNG 06250 EPDM



JUNTA OR 06250 EPDM



3243910



COLLETTORE INFERIORE
per LVR10



BOTTOM MANIFOLD
for LVR10

FAGOR Z400702000



KOLLEKTOR UNTEN
für LVR10



COLECTOR INFERIOR
para LVR10



3186331



GUARNIZIONE OR 06250 EPDM



O-RING 06250 EPDM

FAGOR Q307035000



O-RING DICHTUNG 06250 EPDM



JUNTA OR 06250 EPDM



3186334



GUARNIZIONE PER SUPPORTO



SUPPORT GASKET

FAGOR Z400703000



DICHTUNG FÜR STÜTZE



JUNTA PARA SOPORTE





Adattabile per • Suitable for • Passend für • Adaptable

3243912



SUPPORTO LAVAGGIO INFERIORE

per FI30/48/50/64/72



BOTTOM WASH SUPPORT

for FI30/48/50/64/72

FAGOR Z200701000



VERSCHRAUBUNG FÜR UNTEREN WASCHARM

für FI30/48/50/64/72



SOPORTE LAVADO INFERIOR

para FI30/48/50/64/72



3186333



GUARNIZIONE OR06200 EPDM



O-RING 06200 EPDM

FAGOR Q307052000



O-RING DICHTUNG 06200 EPDM



JUNTA OR06200 EPDM



3186335



GUARNIZIONE OR06337 EPDM



O-RING 06337 EPDM

FAGOR Q307049000



O-RING DICHTUNG 06337 EPDM



JUNTA OR06337 EPDM



3243913



PIPA MULINELLO INFERIORE

per FI30/48/50/64/72



BOTTOM WASH ARM ASSEMBLY SUPPORT

for FI30/48/50/64/72

FAGOR Z200703000



GEGENHALTER FÜR UNTERE SPÜLFLÜGEL

für FI30/48/50/64/72



PIPA CRUCETA INFERIOR

para FI30/48/50/64/72



3186333



GUARNIZIONE OR06200 EPDM



O-RING 06200 EPDM

FAGOR Q307052000



O-RING DICHTUNG 06200 EPDM



JUNTA OR06200 EPDM



3243914



BASE SUPPORTO INFERIORE

per FI100/120-ECO120-MF120



BOTTOM SUPPORT BASE

for FI100/120-ECO120-MF120

FAGOR Z710706000



BASIS FÜR UNTEREN TRÄGER

für FI100/120-ECO120-MF120



BASE SOPORTE INFERIOR

para FI100/120-ECO120-MF120



Mulinelli lavaggio e risciacquo • **Wasch- und Nachspülarmer**
Wash and rinse arms • **Molinetes lavado y aclarado**



Adattabile per • Suitable for • Passend für • Adaptable

3243915



SUPPORTO MULINELLO INFERIORE

per FI100/120-ECO120-MF120



BOTTOM WASH ARM ASSEMBLY SUPPORT

for FI100/120-ECO120-MF120

FAGOR Z710704000



HALTERUNG FÜR UNTERE SPÜLFLÜGEL

für FI100/120-ECO120-MF120



SOPORTE CRUCETA INFERIOR

para FI100/120-ECO120-MF120



3186336



GUARNIZIONE PIATTA



FLAT GASKET

FAGOR Z710714000



FLACHE DICHTUNG



JUNTA PLANA



3743187



BOCCOLA MULINELLO LAVAGGIO



BUSHING FOR WASH ARM ASSEMBLY

FAGOR Z710712000



BUCHSE FÜR WASCHARM



CASQUILLO MOLINETE LAVADO



3243916



SUPPORTO LAVAGGIO SUPERIORE

per FI100/120-ECO120-MF120



TOP WASH SUPPORT

for FI100/120-ECO120-MF120

FAGOR Z710705000



VERSCHRAUBUNG FÜR OBEREN WASCHARM

für FI100/120-ECO120-MF120



SOPORTE LAVADO SUPERIOR

para FI100/120-ECO120-MF120



3743211



DISTRIBUTORE COMPLETO 525 mm



COMPLETE DISTRIBUTOR 525 mm

FAGOR 12Z7107010



VERTEILER KOMPLETT 525 mm



DISTRIBUIDOR COMPLETO 525 mm



3743285



RONDELLA 36x22x4 mm

per FI100/120-ECO120



WASHER 36x22x4 mm

for FI100/120-ECO120

FAGOR Z710713000



SCHEIBE 36x22x4 mm

für FI100/120-ECO120



ARANDELA 36x22x4 mm

para FI100/120-ECO120





Mulinelli lavaggio e risciacquo • **Wasch- und Nachspülarme**
 Wash and rinse arms • **Molinetes lavado y aclarado**

Adattabile per • Suitable for • Passend für • Adaptable

3743287



GHIERA FISSAGGIO MULINELLO

per FI30÷FI182



LOCKING RING NUT

for FI30÷FI182



BEFESTIGUNGSRING

für FI30÷FI182



CERCO ANCLAJE CRUCETA

para FI30÷FI182



FAGOR Z200705000

3743288



RACCORDO DISTRIBUTORE

per FI30÷FI142



MANIFOLD FITTING

for FI30÷FI142



VERTEILERANSCHLUSS

für FI30÷FI142



RACOR DISTRIBUIDOR

para FI30÷FI142



FAGOR Z650704000

3743289



RONDELLA 32x22x2 mm

per FI30÷FI182



WASHER 32x22x2 mm

for FI30÷FI182



SCHEIBE 32x22x2 mm

für FI30÷FI182



ARANDELA 32x22x2 mm

para FI30÷FI182



FAGOR Z650711000

3743290



CORPO MULINELLO RISCIAQUO

per FI30÷FI120



RINSE ARM ASSEMBLY BOSS

for FI30÷FI120



HAUPTTEIL FÜR NACHSPÜLFLÜGEL

für FI30÷FI120



CUERPO CRUCETA ACLARADO

para FI30÷FI120



FAGOR Z201903000

3743198



BRACCIO RISCIAQUO SX ø 12x230 mm



RINSE ARM LEFT ø 12x230 mm



NACHSPÜLARM LINKS ø 12x230 mm



BRAZO ACLARADO IZQ. ø 12x230 mm



FAGOR Z201902000

3743286



BRACCIO RISCIAQUO DX

per FI30÷FI120-ECO120



RH RINSE ARM

for FI30÷FI120-ECO120



NACHSPÜLARM RECHTS

für FI30÷FI120-ECO120



BRAZO ACLARADO DCHO

para FI30÷FI120-ECO120



FAGOR Z201901000

Mulinelli lavaggio e risciacquo • **Wasch- und Nachspülarme**
Wash and rinse arms • **Molinetes lavado y aclarado**



Adattabile per • Suitable for • Passend für • Adaptable

3743380



BRACCIO LAVAGGIO 164 mm



WASH ARM 164 mm



WASCHARM 164 mm



BRAZO LAVADO 164 mm



FAGOR Z440707000

3743382



BRACCIO LAVAGGIO 164 mm



WASH ARM 164 mm



WASCHARM 164 mm



BRAZO LAVADO 164 mm



FAGOR Z440706000

3743387



BRACCIO RISCIAQUO 167 mm



RINSE ARM 167 mm



NACHSPÜLARM 167 mm



BRAZO ACLARADO 167 mm



FAGOR Z441901000

3743391



BRACCIO RISCIAQUO 167 mm



RINSE ARM 167 mm



NACHSPÜLARM 167 mm



BRAZO ACLARADO 167 mm



FAGOR Z441902000

3743384



BRACCIO LAVAGGIO 140 mm



WASH ARM 140 mm



WASCHARM 140 mm



BRAZO LAVADO 140 mm



FAGOR Z460701000

3743385



BRACCIO RISCIAQUO 145 mm



RINSE ARM 145 mm



NACHSPÜLARM 145 mm



BRAZO ACLARADO 145 mm



FAGOR Z461902000

3743388



BRACCIO RISCIAQUO 145 mm



RINSE ARM 145 mm



NACHSPÜLARM 145 mm



BRAZO ACLARADO 145 mm



FAGOR Z461901000



Mulinelli lavaggio e risciacquo • **Wasch- und Nachspülarmer**
Wash and rinse arms • **Molinetes lavado y aclarado**

Adattabile per • Suitable for • Passend für • Adaptable

3743389



BRACCIO LAVAGGIO 142 mm



WASH ARM 142 mm



WASCHARM 142 mm



BRAZO LAVADO 142 mm



FAGOR Z460702000

3743293



CORPO MULINELLO

per LVC21/21B/21D



ARM ASSEMBLY BOSS

for LVC21/21B/21D



HAUPTTEIL FÜR SPÜFLÜGEL

für LVC21/21B/21D



CUERPO CRUCETA

para LVC21/21B/21D



FAGOR Z410704000

3743291



MULINELLO LAVAGGIO 490 mm

per FI30-FI182



WASH ARM ASSEMBLY 490 mm

for FI30-FI182



SPÜFLÜGEL 490 mm

für FI30-FI182



CRUCETA LAVADO 490 mm

para FI30-FI182



FAGOR Z650716000

3743403



BRACCIO LAVAGGIO 180 mm



WASH ARM 180 mm



WASCHARM 180 mm



BRAZO LAVADO 180 mm



FAGOR Z100706000

3743400



GRUPPO BRACCI LAVAGGIO



WASH ARMS GROUP



WASCHARME



GRUPO BRAZOS LAVADO



FAGOR Z270714000

3743395



TUBAZIONE LAVAGGIO



WASH TUBE



WASCHLEITUNG



TUBO LAVADO



FAGOR Z400704000

Mulinelli lavaggio e risciacquo • **Wasch- und Nachspülarme**
Wash and rinse arms • **Molinetes lavado y aclarado**



Adattabile per • Suitable for • Passend für • Adaptable

3743292



PERNO SUPPORTO MULINELLO

per FI30÷FI182



WASH ARM ASSEMBLY SUPPORTING PIN

for FI30÷FI182



HALTERUNGSTIFT FÜR SPÜLFLÜGEL

für FI30÷FI182



PERNO SOPORTE CRUCETA

para FI30÷FI182



FAGOR Z200704000

3743379



RIDUZIONE



REDUCER



ADAPTER



REDUCCIÓN



FAGOR Z701104000

3743381



SUPPORTO ALBERO LAVAGGIO



WASH SHAFT SUPPORT



WASCHWELLE HALTERUNG



SOPORTE EJE LAVADO



FAGOR Z710707000

3743383



MANICOTTO



COUPLING



SCHLAUCH



MANGUITO



FAGOR Z701102000

3743386



RACCORDO



FITTING



ANSCHLUSS



RACOR



FAGOR Z740701000

3743390



PERNO PER MULINELLO



SPINDLE FOR WASH ARM ASSEMBLY



ACHSE FÜR ARM



PERNO PARA CRUCETA



FAGOR Z410708000



Mulinelli lavaggio e risciacquo • **Wasch- und Nachspülarms**
Wash and rinse arms • **Molinetes lavado y aclarado**

Adattabile per • Suitable for • Passend für • Adaptable

3743392



SUPPORTO



SUPPORT



HALTERUNG



SOPORTE



FAGOR Z270701000

3743393



SUPPORTO MULINELLO RISCIAQUO



RINSE ARM ASSEMBLY SUPPORT



NACHSPÜLARM HALTERUNG



SOPORTE CRUCETA ACLARADO



FAGOR Z401913000

3743394



RACCORDO INFERIORE LAVAGGIO



WASH LOWER FITTING



WASCHANSCHLUSS UNTEN



RACOR INFERIOR LAVADO



FAGOR Z100907000

3743396



SUPPORTO DISTRIBUTORE INFERIORE



LOWER MANIFOLD SUPPORT



HALTERUNG F/VERTEILER UNTEN



SOPORTE DISTRIBUIDOR INFERIOR



FAGOR Z270711000

3743397



SUPPORTO INFERIORE GIRANTE RISCIAQUO



RINSE IMPELLER LOWER SUPPORT



HALTERUNG LAUFRAD NACHSPÜLUNG UNTEN



SOPORTE INFERIOR IMPULSOR ACLARADO



FAGOR Z410712000

3743398



RACCORDO SUPERIORE GIRANTE LAVAGGIO



WASH IMPELLER UPPER FITTING



WASCHARMANNSCHLUSS OBEN



RACOR SUPERIOR CRUCETA LAVADO



FAGOR Z100908000

Mulinelli lavaggio e risciacquo • **Wasch- und Nachspülarms**
Wash and rinse arms • **Molinetes lavado y aclarado**



Adattabile per • Suitable for • Passend für • Adaptable

3743399



SUPPORTO GIRANTE SUPERIORE



UPPER IMPELLER SUPPORT



LAUFRADHALTERUNG OBEN



SOPORTE IMPULSOR SUPERIOR



FAGOR Z740703000

3743401



SUPPORTO GIRANTE SUPERIORE



UPPER IMPELLER SUPPORT



LAUFRADHALTERUNG OBEN



SOPORTE IMPULSOR SUPERIOR



FAGOR Z270712000

3743402



SUPPORTO GIRANTE INFERIORE



LOWER IMPELLER SUPPORT



LAUFRADHALTERUNG UNTEN



SOPORTE IMPULSOR INFERIOR



FAGOR Z740705000

JEMI

3501230



UGELLO RISCIAQUO ECORINSE M13

per JEMI LAVASTOVIGLIE MA/MC



RINSE JET ECORINSE M13

for JEMI DISHWASHER MA/MC



NACHSPÜLDÜSE ECORINSE M13

für JEMI SPÜLMASCHINE MA/MC



ROCIADOR ACLARADO ECORINSE M13

para JEMI LAVAVAJILLAS MA/MC



JEMI 8008008

3743075



INSERTO BRACCIO LAVAGGIO

per JEMI LAVASTOVIGLIE GS4/2-GS4/2AF



WASH ARM INSERT

for JEMI DISHWASHER GS4/2-GS4/2AF



WASCHARM EINSATZ

für JEMI SPÜLMASCHINE GS4/2-GS4/2AF



INSERTO BRAZO LAVADO

para JEMI LAVAVAJILLAS GS4/2-GS4/2AF



JEMI 4033003

3743076



TERMINALE BRACCIO LAVAGGIO

per JEMI LAVASTOVIGLIE GS9



WASH ARM END

for JEMI DISHWASHER GS9



ENDSTÜCK FÜR SPÜLARM

für JEMI SPÜLMASCHINE GS9



TERMINAL BRAZO LAVADO

para JEMI LAVAVAJILLAS GS9



JEMI 4033006



Mulinelli lavaggio e risciacquo • **Wasch- und Nachspülarms**
 Wash and rinse arms • **Molinetes lavado y aclarado**

Adattabile per • Suitable for • Passend für • Adaptable

3743452



BRACCIO LAVAGGIO FISSO COMPLETO 485 mm
per JEMI LAVASTOVIGLIE GS9



FIXED WASH ARM COMPLETE 485 mm
for JEMI DISHWASHER GS9



FESTSPÜLARM KOMPLETT 485 mm
für JEMI SPÜLMASCHINE GS9



BRAZO LAVADO FIJO COMPLETO 485 mm
para JEMI LAVAVAJILLAS GS9



JEMI 8040016

3743453



BRACCIO LAVAGGIO FISSO COMPLETO 450 mm
per JEMI LAVASTOVIGLIE GS8/2



FIXED WASH ARM COMPLETE 450 mm
for JEMI DISHWASHER GS8/2



FESTSPÜLARM KOMPLETT 450 mm
für JEMI SPÜLMASCHINE GS8/2



BRAZO LAVADO FIJO COMPLETO 450 mm
para JEMI LAVAVAJILLAS GS8/2



JEMI 8040002

3743454



BRACCIO LAVAGGIO FISSO COMPLETO 430 mm
per JEMI LAVASTOVIGLIE GS4/2-GS4AF-GS4/2AF



FIXED WASH ARM COMPLETE 430 mm
for JEMI DISHWASHER GS4/2-GS4AF-GS4/2AF



FESTSPÜLARM KOMPLETT 430 mm
für JEMI SPÜLMASCHINE GS4/2-GS4AF-GS4/2AF



BRAZO LAVADO FIJO COMPLETO 430 mm
para JEMI LAVAVAJILLAS GS4/2-GS4AF-GS4/2AF



JEMI 8040100

3743455



BRACCIO LAVAGGIO FISSO COMPLETO 360 mm
per JEMI LAVASTOVIGLIE GS4AF-GS4/2AF



FIXED WASH ARM COMPLETE 360 mm
for JEMI DISHWASHER GS4AF-GS4/2AF



FESTSPÜLARM KOMPLETT 360 mm
für JEMI SPÜLMASCHINE GS4AF-GS4/2AF



BRAZO LAVADO FIJO COMPLETO 360 mm
para JEMI LAVAVAJILLAS GS4AF-GS4/2AF



JEMI 8040023

3743458



BRACCIO LAVAGGIO FISSO COMPLETO 500 mm
per JEMI LAVASTOVIGLIE GS7-GS18-GS19-GS20-GS30
GS83-GS102



FIXED WASH ARM COMPLETE 500 mm
for JEMI DISHWASHER GS7-GS18-GS19-GS20-GS30
GS83-GS102



FESTSPÜLARM KOMPLETT 500 mm
für JEMI SPÜLMASCHINE GS7-GS18-GS19-GS20-GS30
GS83-GS102



BRAZO LAVADO FIJO COMPLETO 500 mm
para JEMI LAVAVAJILLAS GS7-GS18-GS19-GS20-GS30
GS83-GS102



JEMI 8040119

Mulinelli lavaggio e risciacquo • **Wasch- und Nachspülarme**
Wash and rinse arms • **Molinetes lavado y aclarado**



Adattabile per • Suitable for • Passend für • Adaptable

3743465



BRACCIO LAVAGGIO FISSO COMPLETO 425 mm
per JEMI LAVASTOVIGLIE GS6



FIXED WASH ARM COMPLETE 425 mm
for JEMI DISHWASHER GS6



FESTSPÜLARM KOMPLETT 425 mm
für JEMI SPÜLMASCHINE GS6



BRAZO LAVADO FIJO COMPLETO 425 mm
para JEMI LAVAVAJILLAS GS6



JEMI 8040106

3743456



BRACCIO LAVAGGIO FISSO COMPLETO 565 mm
per JEMI LAVASTOVIGLIE MA/MC



FIXED WASH ARM COMPLETE 565 mm
for JEMI DISHWASHER MA/MC



FESTSPÜLARM KOMPLETT 565 mm
für JEMI SPÜLMASCHINE MA/MC



BRAZO LAVADO FIJO COMPLETO 565 mm
para JEMI LAVAVAJILLAS MA/MC



JEMI 8040013

3743457



BRACCIO LAVAGGIO FISSO COMPLETO 565 mm
per JEMI LAVASTOVIGLIE A1200



FIXED WASH ARM COMPLETE 565 mm
for JEMI DISHWASHER A1200



FESTSPÜLARM KOMPLETT 565 mm
für JEMI SPÜLMASCHINE A1200



BRAZO LAVADO FIJO COMPLETO 565 mm
para JEMI LAVAVAJILLAS A1200



JEMI 8040120

3743459



BRACCIO RISCIAQUO COMPLETO 530 mm
per JEMI LAVASTOVIGLIE GS83-GS102



COMPLETE RINSE ARM 530 mm
for JEMI DISHWASHER GS83-GS102



NACHSPÜLARM KOMPLETT 530 mm
für JEMI SPÜLMASCHINE GS83-GS102



BRAZO ACLARADO COMPLETO 530 mm
para JEMI LAVAVAJILLAS GS83-GS102



JEMI 0807083

3743460



MULINELLO RISCIAQUO INFERIORE 430 mm
per JEMI LAVASTOVIGLIE GS30-GS82



LOWER RINSE ARM ASSEMBLY 430 mm
for JEMI DISHWASHER GS30-GS82



NACHSPÜLARM UNTEN 430 mm
für JEMI SPÜLMASCHINE GS30-GS82



CRUCETA ACLARADO INFERIOR 430 mm
para JEMI LAVAVAJILLAS GS30-GS82



JEMI 0807030



Mulinelli lavaggio e risciacquo • **Wasch- und Nachspülarms**
Wash and rinse arms • **Molinetes lavado y aclarado**

Adattabile per • Suitable for • Passend für • Adaptable

3743461



MULINELLO RISCIAQUO INFERIORE 430 mm

per JEMI LAVASTOVIGLIE GS8/2-GS9-GS18-GS19



LOWER RINSE ARM ASSEMBLY 430 mm

for JEMI DISHWASHER GS8/2-GS9-GS18-GS19



NACHSPÜLARM UNTEN 430 mm

für JEMI SPÜLMASCHINE GS8/2-GS9-GS18-GS19



CRUCETA ACLARADO INFERIOR 430 mm

para JEMI LAVAVAJILLAS GS8/2-GS9-GS18-GS19



JEMI 0807004

3743462



MULINELLO RISCIAQUO INFERIORE 370 mm

per JEMI LAVASTOVIGLIE GS4/2-GS4/2AF-GS6-GS6AF



LOWER RINSE ARM ASSEMBLY 370 mm

for JEMI DISHWASHER GS4/2-GS4/2AF-GS6-GS6AF



NACHSPÜLARM UNTEN 370 mm

für JEMI SPÜLMASCHINE GS4/2-GS4/2AF-GS6-GS6AF



CRUCETA ACLARADO INFERIOR 370 mm

para JEMI LAVAVAJILLAS GS4/2-GS4/2AF-GS6-GS6AF



JEMI 0807001

3743463



MULINELLO RISCIAQUO INFERIORE 370 mm

per JEMI LAVASTOVIGLIE GS6



LOWER RINSE ARM ASSEMBLY 370 mm

for JEMI DISHWASHER GS6



NACHSPÜLARM UNTEN 370 mm

für JEMI SPÜLMASCHINE GS6



CRUCETA ACLARADO INFERIOR 370 mm

para JEMI LAVAVAJILLAS GS6



JEMI 0807002

3743464



MULINELLO RISCIAQUO INFERIORE 285 mm

per JEMI LAVASTOVIGLIE GS2-GS3-GS4/2AF



LOWER RINSE ARM ASSEMBLY 285 mm

for JEMI DISHWASHER GS2-GS3-GS4/2AF



NACHSPÜLARM UNTEN 285 mm

für JEMI SPÜLMASCHINE GS2-GS3-GS4/2AF



CRUCETA ACLARADO INFERIOR 285 mm

para JEMI LAVAVAJILLAS GS2-GS3-GS4/2AF



JEMI 0807003

3743466



BRACCIO RISCIAQUO SUPERIORE FISSO

senza ugelli

per JEMI LAVASTOVIGLIE GS83



FIXED UPPER RINSE ARM

without jets

for JEMI DISHWASHER GS83



FESTNACHSPÜLARM OBEN

ohne Düsen

für JEMI SPÜLMASCHINE GS83



BRAZO ACLARADO SUPERIOR FIJO

sin toberas

para JEMI LAVAVAJILLAS GS83



JEMI 0852283

Mulinelli lavaggio e risciacquo • Wasch- und Nachspülarme Wash and rinse arms • Molinetes lavado y aclarado



Adattabile per • Suitable for • Passend für • Adaptable

3743467



BRACCIO RISCIAQUO FISSO COMPLETO 510 mm
per JEMI LAVASTOVIGLIE GS82-GS100



FIXED RINSE ARM COMPLETE 510 mm
for JEMI DISHWASHER GS82-GS100

JEMI 8008004



FESTNACHSPÜLARM KOMPLETT 510 mm
für JEMI SPÜLMASCHINE GS82-GS100



BRAZO ACLARADO FIJO COMPLETO 510 mm
para JEMI LAVAVAJILLAS GS82-GS100



3743468



BRACCIO RISCIAQUO INFERIORE FISSO
dimensioni ingombro massimo 490x465 mm
per JEMI LAVASTOVIGLIE GS8/2 MODELLO VECCHIO



FIXED LOWER RINSE ARM
dimensions 490x465 mm
for JEMI DISHWASHER GS8/2 MODELLO VECCHIO

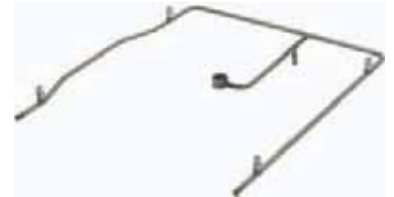
JEMI 0817006



FESTNACHSPÜLARM UNTEN
Gesamtgröße 490x465 mm
für JEMI SPÜLMASCHINE GS8/2 ALTES MODELL



BRAZO ACLARADO INFERIOR FIJO
dimensiones máximas 490x465 mm
para JEMI GS8/2 LAVAVAJILLAS MODELO VIEJO



3743469



MULINELLO RISCIAQUO SUPERIORE FISSO
dimensioni ingombro massimo 500x405 mm
per JEMI LAVASTOVIGLIE GS30



FIXED UPPER RINSE ARM ASSEMBLY
dimensions 500x405 mm
for JEMI DISHWASHER GS30

JEMI 0817029



FESTNACHSPÜLARM OBEN
Gesamtlast 500x405 mm
für JEMI SPÜLMASCHINE GS30



CRUCETA ACLARADO SUPERIOR FIJO
dimensiones espacio max ocupado 500x405 mm
para JEMI LAVAVAJILLAS GS30



3743470



MULINELLO RISCIAQUO SUPERIORE FISSO
dimensioni ingombro massimo 400x320 mm
per JEMI LAVASTOVIGLIE GS3



FIXED UPPER RINSE ARM ASSEMBLY
dimensions 400x320 mm
for JEMI DISHWASHER GS3

JEMI 0817010



FESTNACHSPÜLARM OBEN
Gesamtlast 400x320 mm
für JEMI SPÜLMASCHINE GS3



CRUCETA ACLARADO SUPERIOR FIJO
dimensiones espacio max ocupado 400x320 mm
para JEMI LAVAVAJILLAS GS3



3743471



BRACCIO RISCIAQUO SUPERIORE FISSO
dimensioni ingombro massimo 450x390 mm
per JEMI LAVASTOVIGLIE GS4/2



FIXED UPPER RINSE ARM
dimensions 450x390 mm
per JEMI DISHWASHER GS4/2

JEMI 0817001



FESTNACHSPÜLARM OBEN
Gesamtgröße 450x390 mm
für JEMI SPÜLMASCHINE GS4/2



BRAZO ACLARADO SUPERIOR FIJO
dimensiones máximas 450x390 mm
para JEMI LAVAVAJILLAS GS4/2





Adattabile per • Suitable for • Passend für • Adaptable

3743472



BRACCIO RISCIAQUO SUPERIORE FISSO

dimensioni ingombro massimo 450x470 mm
 per JEMI LAVASTOVIGLIE GS8/2



FIXED UPPER RINSE ARM

dimensions 450x470 mm
 for JEMI DISHWASHER GS8/2

JEMI 0817002



FESTNACHSPÜLARM OBEN

Gesamtgröße 450x470 mm
 für JEMI SPÜLMASCHINE GS8/2



BRAZO ACLARADO SUPERIOR FIJO

dimensiones máximas 450x470 mm
 para JEMI LAVAVAJILLAS GS8/2



3743473



MULINELLO RISCIAQUO SUPERIORE FISSO

dimensioni ingombro massimo 410x450 mm
 per JEMI LAVASTOVIGLIE GS18-GS19



FIXED UPPER RINSE ARM ASSEMBLY

dimensions 410x450 mm
 for JEMI DISHWASHER GS18-GS19

JEMI 0817119



FESTNACHSPÜLARM OBEN

Gesamtlast 410x450 mm
 für JEMI SPÜLMASCHINE GS18-GS19



CRUCETA ACLARADO SUPERIOR FIJO

dimensiones espacio max ocupado 410x450 mm
 para JEMI LAVAVAJILLAS GS18-GS19



3743474



MULINELLO RISCIAQUO SUPERIORE FISSO

dimensioni ingombro massimo 330x430 mm
 per JEMI LAVASTOVIGLIE GS6-GS6AF



FIXED UPPER RINSE ARM ASSEMBLY

dimensions 330x430 mm
 for JEMI DISHWASHER GS6-GS6AF

JEMI 0817106



FESTNACHSPÜLARM OBEN

Gesamtlast 330x430 mm
 für JEMI SPÜLMASCHINE GS6-GS6AF



CRUCETA ACLARADO SUPERIOR FIJO

dimensiones espacio max ocupado 330x430 mm
 para JEMI LAVAVAJILLAS GS6-GS6AF



3743475



DISTRIBUTORE LAVAGGIO

per JEMI LAVASTOVIGLIE GS4/2-GS6



WASH MANIFOLD

for JEMI DISHWASHER GS4/2-GS6

JEMI 4035060



WASCHVERTEILER

für JEMI SPÜLMASCHINE GS4/2-GS6



DISTRIBUIDOR LAVADO

para JEMI LAVAVAJILLAS GS4/2-GS6



3743476



DISTRIBUTORE RISCIAQUO

per JEMI LAVASTOVIGLIE GS4/2AF MODELLO VECCHIO



RINSE MANIFOLD

for JEMI DISHWASHER GS4/2AF MODELLO VECCHIO

JEMI 1019101



NACHSPÜLVERTEILER

für JEMI SPÜLMASCHINE GS4/2AF ALTES MODELL



DISTRIBUIDOR ACLARADO

para JEMI LAVAVAJILLAS GS4/2AF MODELO VIEJO



Mulinelli lavaggio e risciacquo • **Wasch- und Nachspülarms**
Wash and rinse arms • **Molinetes lavado y aclarado**



Adattabile per • Suitable for • Passend für • Adaptable

3743477



UGELLO LAVAGGIO GRIGIO M20
per JEMI LAVASTOVIGLIE MA/MC



WASH JET GREY M20
for JEMI DISHWASHER MA/MC

JEMI 4034101



WASHDÜSE GRAU M20
für JEMI SPÜLMASCHINE MA/MC



ROCIADOR LAVADO GRIS
para JEMI LAVAVAJILLAS MA/MC



3743478



BOCCOLA MULINELLO RISCIAQUO
per JEMI LAVASTOVIGLIE GS2-GS6-GS6AF-GS7-GS8/2-GS9
GS18-GS19-GS20-GS83-GS102-GSP45



BUSHING FOR RINSE ARM ASSEMBLY
for JEMI DISHWASHER GS2-GS6-GS6AF-GS7-GS8/2-GS9
GS18-GS19-GS20-GS83-GS102-GSP45

JEMI 4047002



BUCHSE FÜR NACHSPÜLARM
für JEMI SPÜLMASCHINE GS2-GS6-GS6AF-GS7-GS8/2-GS9
GS18-GS19-GS20-GS83-GS102-GSP45



CASQUILLO CRUCETA ACLARADO
para JEMI LAVAVAJILLAS GS2-GS6-GS6AF-GS7-GS8/2-GS9
GS18-GS19-GS20-GS83-GS102-GSP45



3743479



RONDELLA INOX



STAINLESS STEEL WASHER

JEMI 5504001



SCHEIBE INOX



ARANDELA INOX



LINEA BLANCA - TORNADO

3743092



CAVALLOTTO UGELLO LAVAGGIO



WASH JET CLAMP

LINEA BLANCA A040071



WASCHDÜSENHALTER



BRIDA ROCIADOR LAVADO



3743093



SUPPORTO UGELLO LAVAGGIO SUPERIORE
per LC4000



TOP WASH JET SUPPORT
for LC4000

LINEA BLANCA A040072



OBERE HALTERUNG FÜR SPÜLDÜSE
für LC4000



SOPORTE TOBERA LAVADO SUPERIOR
para LC4000





Adattabile per • Suitable for • Passend für • Adaptable

3743405



BRACCIO RISCIAQUO INFERIORE FISSO

dimensioni massime 375x315 mm
 per LINEA BLANCA LAVASTOVIGLIE LC1000



RINSE ARM LOWER FIXED

max size 375x315 mm
 for LINEA BLANCA DISHWASHER LC1000

LINEA BLANCA A210023I+...



NACHSPÜLARM UNTEN FEST

Maße max. 375x315 mm
 für LINEA BLANCA GESCHIRRSPÜLER LC1000



BRAZO ACLARADO INFERIOR FIJO

dimensiones máximas 375x315 mm
 para LINEA BLANCA LAVAVAJILLAS LC1000



3743087



UGELLO RISCIAQUO COMPLETO



COMPLETE RINSE JET

LINEA BLANCA A040080



NACHSPÜLDÜSE KOMPLETT



ROCIADOR ACLARADO COMPLETO



3743083



SUPPORTO UGELLO RISCIAQUO



RINSE JET SUPPORT

LINEA BLANCA A040076



OBERE HALTERUNG FÜR NACHSPÜLDÜSE



SOPORTE TOBERA ACLARADO



3743084



GRAFFA SUPPORTO UGELLO RISCIAQUO



RINSE JET SUPPORTING CLAMP

LINEA BLANCA A040075



BEFESTIGUNGSHALTER FÜR NACHSPÜLDÜSE



GRAPA SOPORTE ROCIADOR ACLARADO



1186611



GUARNIZIONE OR 0105 SILICONE



O-RING 0105 SILICONE

LINEA BLANCA A040029



O-RING-DICHTUNG 0105 SILIKON



JUNTA ARO "0" 0105 SILICONA



3528034



DADO INOX ø 3/8"



STAINLESS STEEL NUT ø 3/8"

LINEA BLANCA A060027E



MUTTER INOX ø 3/8"



TUERCA INOX ø 3/8"



3786169



GUARNIZIONE PIANA ø 23x15x1,6 mm



FLAT GASKET ø 23x15x1.6 mm

LINEA BLANCA A040013



DICHTUNG FLACH ø 23x15x1,6 mm



JUNTA PLANA ø 23x15x1,6 mm



Mulinelli lavaggio e risciacquo • **Wasch- und Nachspülarme** Wash and rinse arms • **Molinetes lavado y aclarado**



Adattabile per • Suitable for • Passend für • Adaptable

3743406



BRACCIO RISCIAQUO INFERIORE FISSO

dimensioni massime 430x390 mm
per LINEA BLANCA LAVASTOVIGLIE LC1700



RINSE ARM LOWER FIXED

max size 430x390 mm
for LINEA BLANCA DISHWASHER LC1700

LINEA BLANCA A210015I+...



NACHSPÜLARM UNTEN FEST

Maße max. 430x390 mm
für LINEA BLANCA GESCHIRRSPÜLER LC1700



BRAZO ACLARADO INFERIOR FIJO

dimensiones máximas 430x390 mm
para LINEA BLANCA LAVAVAJILLAS LC1700



3743087



UGELLO RISCIAQUO COMPLETO



COMPLETE RINSE JET

LINEA BLANCA A040080



NACHSPÜLDÜSE KOMPLETT



ROCIADOR ACLARADO COMPLETO



3743083



SUPPORTO UGELLO RISCIAQUO



RINSE JET SUPPORT

LINEA BLANCA A040076



OBERE HALTERUNG FÜR NACHSPÜLDÜSE



SOPORTE TOBERA ACLARADO



3743084



GRAFFA SUPPORTO UGELLO RISCIAQUO



RINSE JET SUPPORTING CLAMP

LINEA BLANCA A040075



BEFESTIGUNGSHALTER FÜR NACHSPÜLDÜSE



GRAPA SOPORTE ROCIADOR ACLARADO



1186611



GUARNIZIONE OR 0105 SILICONE



O-RING 0105 SILICONE

LINEA BLANCA A040029



O-RING-DICHTUNG 0105 SILIKON



JUNTA ARO "O" 0105 SILICONA



3528034



DADO INOX ø 3/8"



STAINLESS STEEL NUT ø 3/8"

LINEA BLANCA A060027E



MUTTER INOX ø 3/8"



TUERCA INOX ø 3/8"



3786169



GUARNIZIONE PIANA ø 23x15x1,6 mm



FLAT GASKET ø 23x15x1.6 mm

LINEA BLANCA A040013



DICHTUNG FLACH ø 23x15x1,6 mm



JUNTA PLANA ø 23x15x1,6 mm





Adattabile per • Suitable for • Passend für • Adaptable

3743407



BRACCIO RISCIAQUO INFERIORE FISSO

dimensioni massime 425x370 mm
 per LINEA BLANCA LAVASTOVIGLIE LC1500



RINSE ARM LOWER FIXED

max size 425x370 mm
 for LINEA BLANCA DISHWASHER LC1500

LINEA BLANCA A210020I+...



NACHSPÜLARME UNTEN FEST

Maße max. 425x370 mm
 für LINEA BLANCA GESCHIRRSPÜLER LC1500



BRAZO ACLARADO INFERIOR FIJO

dimensiones máximas 425x370 mm
 para LINEA BLANCA LAVAVAJILLAS LC1500



3743087



UGELLO RISCIAQUO COMPLETO



COMPLETE RINSE JET

LINEA BLANCA A040080



NACHSPÜLDÜSE KOMPLETT



ROCIADOR ACLARADO COMPLETO



3743083



SUPPORTO UGELLO RISCIAQUO



RINSE JET SUPPORT

LINEA BLANCA A040076



OBERE HALTERUNG FÜR NACHSPÜLDÜSE



SOPORTE TOBERA ACLARADO



3743084



GRAFFA SUPPORTO UGELLO RISCIAQUO



RINSE JET SUPPORTING CLAMP

LINEA BLANCA A040075



BEFESTIGUNGSHALTER FÜR NACHSPÜLDÜSE



GRAPA SOPORTE ROCIADOR ACLARADO



1186611



GUARNIZIONE OR 0105 SILICONE



O-RING 0105 SILICONE

LINEA BLANCA A040029



O-RING-DICHTUNG 0105 SILIKON



JUNTA ARO "O" 0105 SILICONA



3528034



DADO INOX ø 3/8"



STAINLESS STEEL NUT ø 3/8"

LINEA BLANCA A060027E



MUTTER INOX ø 3/8"



TUERCA INOX ø 3/8"



3786169



GUARNIZIONE PIANA ø 23x15x1,6 mm



FLAT GASKET ø 23x15x1.6 mm

LINEA BLANCA A040013



DICHTUNG FLACH ø 23x15x1,6 mm



JUNTA PLANA ø 23x15x1,6 mm



Mulinelli lavaggio e risciacquo • **Wasch- und Nachspülarmer**
Wash and rinse arms • **Molinetes lavado y aclarado**



Adattabile per • Suitable for • Passend für • Adaptable

3743408



BRACCIO RISCIAQUO INFERIORE FISSO

dimensioni massime 450x500 mm
per LINEA BLANCA LAVASTOVIGLIE LC2000



RINSE ARM LOWER FIXED

max size 450x500 mm
for LINEA BLANCA DISHWASHER LC2000

LINEA BLANCA A210021+...



NACHSPÜLARME UNTEN FEST

Maße max. 450x500 mm
für LINEA BLANCA GESCHIRRSPÜLER LC2000



BRAZO ACLARADO INFERIOR FIJO

dimensiones máximas 450x500 mm
para LINEA BLANCA LAVAVAJILLAS LC2000



3743087



UGELLO RISCIAQUO COMPLETO



COMPLETE RINSE JET

LINEA BLANCA A040080



NACHSPÜLDÜSE KOMPLETT



ROCIADOR ACLARADO COMPLETO



3743083



SUPPORTO UGELLO RISCIAQUO



RINSE JET SUPPORT

LINEA BLANCA A040076



OBERE HALTERUNG FÜR NACHSPÜLDÜSE



SOPORTE TOBERA ACLARADO



3743084



GRAFFA SUPPORTO UGELLO RISCIAQUO



RINSE JET SUPPORTING CLAMP

LINEA BLANCA A040075



BEFESTIGUNGSHALTER FÜR NACHSPÜLDÜSE



GRAPA SOPORTE ROCIADOR ACLARADO



1186611



GUARNIZIONE OR 0105 SILICONE



O-RING 0105 SILICONE

LINEA BLANCA A040029



O-RING-DICHTUNG 0105 SILIKON



JUNTA ARO "0" 0105 SILICONA



3528034



DADO INOX ø 3/8"



STAINLESS STEEL NUT ø 3/8"

LINEA BLANCA A060027E



MUTTER INOX ø 3/8"



TUERCA INOX ø 3/8"



3786169



GUARNIZIONE PIANA ø 23x15x1,6 mm



FLAT GASKET ø 23x15x1.6 mm

LINEA BLANCA A040013



DICHTUNG FLACH ø 23x15x1,6 mm



JUNTA PLANA ø 23x15x1,6 mm





Adattabile per • Suitable for • Passend für • Adaptable

3743409



BRACCIO RISCIAQUO INFERIORE FISSO

dimensioni massime 435x570 mm
 per LINEA BLANCA LC2300-LC2300TR-LC2600-LC2800



RINSE ARM LOWER FIXED

max size 435x570 mm
 for LINEA BLANCA LC2300-LC2300TR-LC2600-LC2800

LINEA BLANCA A210022I+...



NACHSPÜLARME UNTEN FEST

Maße max. 435x570 mm
 für LINEA BLANCA LC2300-LC2300TR-LC2600-LC2800



BRAZO ACLARADO INFERIOR FIJO

dimensiones máximas 435x570 mm
 para LINEA BLANCA LC2300-LC2300TR-LC2600-LC2800



3743087



UGELLO RISCIAQUO COMPLETO



COMPLETE RINSE JET

LINEA BLANCA A040080



NACHSPÜLDÜSE KOMPLETT



ROCIADOR ACLARADO COMPLETO



3743083



SUPPORTO UGELLO RISCIAQUO



RINSE JET SUPPORT

LINEA BLANCA A040076



OBERE HALTERUNG FÜR NACHSPÜLDÜSE



SOPORTE TOBERA ACLARADO



3743084



GRAFFA SUPPORTO UGELLO RISCIAQUO



RINSE JET SUPPORTING CLAMP

LINEA BLANCA A040075



BEFESTIGUNGSHALTER FÜR NACHSPÜLDÜSE



GRAPA SOPORTE ROCIADOR ACLARADO



1186611



GUARNIZIONE OR 0105 SILICONE



O-RING 0105 SILICONE

LINEA BLANCA A040029



O-RING-DICHTUNG 0105 SILIKON



JUNTA ARO "O" 0105 SILICONA



3528034



DADO INOX ø 3/8"



STAINLESS STEEL NUT ø 3/8"

LINEA BLANCA A060027E



MUTTER INOX ø 3/8"



TUERCA INOX ø 3/8"



3786169



GUARNIZIONE PIANA ø 23x15x1,6 mm



FLAT GASKET ø 23x15x1.6 mm

LINEA BLANCA A040013



DICHTUNG FLACH ø 23x15x1,6 mm



JUNTA PLANA ø 23x15x1,6 mm



Mulinelli lavaggio e risciacquo • **Wasch- und Nachspülarme**
Wash and rinse arms • **Molinetes lavado y aclarado**



Adattabile per • Suitable for • Passend für • Adaptable

3743410



BRACCIO RISCIAQUO SUPERIORE FISSO

dimensioni massime 245x570 mm
per LINEA BLANCA LAVASTOVIGLIE LC3800-LC4200



RINSE ARM UPPER FIXED

max size 245x570 mm
for LINEA BLANCA DISHWASHER LC3800-LC4200

LINEA BLANCA A220006I+...



NACHSPÜLARM OBEN FEST

Maße max. 245x570 mm
für LINEA BLANCA GESCHIRRSPÜLER LC3800-LC4200



BRAZO ACLARADO SUPERIOR FIJO

dimensiones máximas 245x570 mm
para LINEA BLANCA LAVAVAJILLAS LC3800-LC4200



3743087



UGELLO RISCIAQUO COMPLETO



COMPLETE RINSE JET

LINEA BLANCA A040080



NACHSPÜLDÜSE KOMPLETT



ROCIADOR ACLARADO COMPLETO



3743083



SUPPORTO UGELLO RISCIAQUO



RINSE JET SUPPORT

LINEA BLANCA A040076



OBERE HALTERUNG FÜR NACHSPÜLDÜSE



SOPORTE TOBERA ACLARADO



3743084



GRAFFA SUPPORTO UGELLO RISCIAQUO



RINSE JET SUPPORTING CLAMP

LINEA BLANCA A040075



BEFESTIGUNGSHALTER FÜR NACHSPÜLDÜSE



GRAPA SOPORTE ROCIADOR ACLARADO



1186611



GUARNIZIONE OR 0105 SILICONE



O-RING 0105 SILICONE

LINEA BLANCA A040029



O-RING-DICHTUNG 0105 SILIKON



JUNTA ARO "0" 0105 SILICONA



3528034



DADO INOX ø 3/8"



STAINLESS STEEL NUT ø 3/8"

LINEA BLANCA A060027E



MUTTER INOX ø 3/8"



TUERCA INOX ø 3/8"



3786169



GUARNIZIONE PIANA ø 23x15x1,6 mm



FLAT GASKET ø 23x15x1.6 mm

LINEA BLANCA A040013



DICHTUNG FLACH ø 23x15x1,6 mm



JUNTA PLANA ø 23x15x1,6 mm





Adattabile per • Suitable for • Passend für • Adaptable

3743411



BRACCIO RISCIAQUO SUPERIORE FISSO

dimensioni massime 435x415 mm
 per LINEA BLANCA LAVASTOVIGLIE LC140



RINSE ARM UPPER FIXED

max size 435x415 mm
 for LINEA BLANCA DISHWASHER LC140

LINEA BLANCA A220014+...



NACHSPÜLARMS OBEN FEST

Maße max. 435x415 mm
 für LINEA BLANCA GESCHIRRSPÜLER LC140



BRAZO ACLARADO SUPERIOR FIJO

dimensiones máximas 435x415 mm
 para LINEA BLANCA LAVAVAJILLAS LC140



3743087



UGELLO RISCIAQUO COMPLETO



COMPLETE RINSE JET

LINEA BLANCA A040080



NACHSPÜLDÜSE KOMPLETT



ROCIADOR ACLARADO COMPLETO



3743083



SUPPORTO UGELLO RISCIAQUO



RINSE JET SUPPORT

LINEA BLANCA A040076



OBERE HALTERUNG FÜR NACHSPÜLDÜSE



SOPORTE TOBERA ACLARADO



3743084



GRAFFA SUPPORTO UGELLO RISCIAQUO



RINSE JET SUPPORTING CLAMP

LINEA BLANCA A040075



BEFESTIGUNGSHALTER FÜR NACHSPÜLDÜSE



GRAPA SOPORTE ROCIADOR ACLARADO



1186611



GUARNIZIONE OR 0105 SILICONE



O-RING 0105 SILICONE

LINEA BLANCA A040029



O-RING-DICHTUNG 0105 SILIKON



JUNTA ARO "O" 0105 SILICONA



3528034



DADO INOX ø 3/8"



STAINLESS STEEL NUT ø 3/8"

LINEA BLANCA A060027E



MUTTER INOX ø 3/8"



TUERCA INOX ø 3/8"



3786169



GUARNIZIONE PIANA ø 23x15x1,6 mm



FLAT GASKET ø 23x15x1.6 mm

LINEA BLANCA A040013



DICHTUNG FLACH ø 23x15x1,6 mm



JUNTA PLANA ø 23x15x1,6 mm



Mulinelli lavaggio e risciacquo • **Wasch- und Nachspülarme**
Wash and rinse arms • **Molinetes lavado y aclarado**



Adattabile per • Suitable for • Passend für • Adaptable

3743412



BRACCIO RISCIAQUO SUPERIORE FISSO

dimensioni massime 225x500 mm
per LINEA BLANCA LAVASTOVIGLIE LC1700



RINSE ARM UPPER FIXED

max size 225x500 mm
for LINEA BLANCA DISHWASHER LC1700

LINEA BLANCA A220015I+...



NACHSPÜLARM OBEN FEST

Maße max. 225x500 mm
für LINEA BLANCA GESCHIRRSPÜLER LC1700



BRAZO ACLARADO SUPERIOR FIJO

dimensiones máximas 225x500 mm
para LINEA BLANCA LAVAVAJILLAS LC1700



3743087



UGELLO RISCIAQUO COMPLETO



COMPLETE RINSE JET

LINEA BLANCA A040080



NACHSPÜLDÜSE KOMPLETT



ROCIADOR ACLARADO COMPLETO



3743083



SUPPORTO UGELLO RISCIAQUO



RINSE JET SUPPORT

LINEA BLANCA A040076



OBERE HALTERUNG FÜR NACHSPÜLDÜSE



SOPORTE TOBERA ACLARADO



3743084



GRAFFA SUPPORTO UGELLO RISCIAQUO



RINSE JET SUPPORTING CLAMP

LINEA BLANCA A040075



BEFESTIGUNGSHALTER FÜR NACHSPÜLDÜSE



GRAPA SOPORTE ROCIADOR ACLARADO



1186611



GUARNIZIONE OR 0105 SILICONE



O-RING 0105 SILICONE

LINEA BLANCA A040029



O-RING-DICHTUNG 0105 SILIKON



JUNTA ARO "0" 0105 SILICONA



3528034



DADO INOX ø 3/8"



STAINLESS STEEL NUT ø 3/8"

LINEA BLANCA A060027E



MUTTER INOX ø 3/8"



TUERCA INOX ø 3/8"



3786169



GUARNIZIONE PIANA ø 23x15x1,6 mm



FLAT GASKET ø 23x15x1.6 mm

LINEA BLANCA A040013



DICHTUNG FLACH ø 23x15x1,6 mm



JUNTA PLANA ø 23x15x1,6 mm





Adattabile per • Suitable for • Passend für • Adaptable

3743413



BRACCIO RISCIAQUO SUPERIORE FISSO

dimensioni massime 365x400 mm
 per LINEA BLANCA LAVASTOVIGLIE LC80



RINSE ARM UPPER FIXED

max size 365x400 mm
 for LINEA BLANCA DISHWASHER LC80

LINEA BLANCA A220019I+...



NACHSPÜLARM OBEN FEST

Maße max. 365x400 mm
 für LINEA BLANCA GESCHIRRSPÜLER LC80



BRAZO ACLARADO SUPERIOR FIJO

dimensiones máximas 365x400 mm
 para LINEA BLANCA LAVAVAJILLAS LC80



3743087



UGELLO RISCIAQUO COMPLETO



COMPLETE RINSE JET

LINEA BLANCA A040080



NACHSPÜLDÜSE KOMPLETT



ROCIADOR ACLARADO COMPLETO



3743083



SUPPORTO UGELLO RISCIAQUO



RINSE JET SUPPORT

LINEA BLANCA A040076



OBERE HALTERUNG FÜR NACHSPÜLDÜSE



SOPORTE TOBERA ACLARADO



3743084



GRAFFA SUPPORTO UGELLO RISCIAQUO



RINSE JET SUPPORTING CLAMP

LINEA BLANCA A040075



BEFESTIGUNGSHALTER FÜR NACHSPÜLDÜSE



GRAPA SOPORTE ROCIADOR ACLARADO



1186611



GUARNIZIONE OR 0105 SILICONE



O-RING 0105 SILICONE

LINEA BLANCA A040029



O-RING-DICHTUNG 0105 SILIKON



JUNTA ARO "O" 0105 SILICONA



3528034



DADO INOX ø 3/8"



STAINLESS STEEL NUT ø 3/8"

LINEA BLANCA A060027E



MUTTER INOX ø 3/8"



TUERCA INOX ø 3/8"



3786169



GUARNIZIONE PIANA ø 23x15x1,6 mm



FLAT GASKET ø 23x15x1.6 mm

LINEA BLANCA A040013



DICHTUNG FLACH ø 23x15x1,6 mm



JUNTA PLANA ø 23x15x1,6 mm



Mulinelli lavaggio e risciacquo • **Wasch- und Nachspülarme**
Wash and rinse arms • **Molinetes lavado y aclarado**



Adattabile per • Suitable for • Passend für • Adaptable

3743414



BRACCIO RISCIAQUO SUPERIORE FISSO

dimensioni massime 480x475 mm
per LINEA BLANCA LAVASTOVIGLIE LC1500



RINSE ARM UPPER FIXED

max size 480x475 mm
for LINEA BLANCA DISHWASHER LC1500

LINEA BLANCA A220020I+...



NACHSPÜLARM OBEN FEST

Maße max. 480x475 mm
für LINEA BLANCA GESCHIRRSPÜLER LC1500



BRAZO ACLARADO SUPERIOR FIJO

dimensiones máximas 480x475 mm
para LINEA BLANCA LAVAVAJILLAS LC1500



3743087



UGELLO RISCIAQUO COMPLETO



COMPLETE RINSE JET

LINEA BLANCA A040080



NACHSPÜLDÜSE KOMPLETT



ROCIADOR ACLARADO COMPLETO



3743083



SUPPORTO UGELLO RISCIAQUO



RINSE JET SUPPORT

LINEA BLANCA A040076



OBERE HALTERUNG FÜR NACHSPÜLDÜSE



SOPORTE TOBERA ACLARADO



3743084



GRAFFA SUPPORTO UGELLO RISCIAQUO



RINSE JET SUPPORTING CLAMP

LINEA BLANCA A040075



BEFESTIGUNGSHALTER FÜR NACHSPÜLDÜSE



GRAPA SOPORTE ROCIADOR ACLARADO



1186611



GUARNIZIONE OR 0105 SILICONE



O-RING 0105 SILICONE

LINEA BLANCA A040029



O-RING-DICHTUNG 0105 SILIKON



JUNTA ARO "0" 0105 SILICONA



3528034



DADO INOX ø 3/8"



STAINLESS STEEL NUT ø 3/8"

LINEA BLANCA A060027E



MUTTER INOX ø 3/8"



TUERCA INOX ø 3/8"



3786169



GUARNIZIONE PIANA ø 23x15x1,6 mm



FLAT GASKET ø 23x15x1.6 mm

LINEA BLANCA A040013



DICHTUNG FLACH ø 23x15x1,6 mm



JUNTA PLANA ø 23x15x1,6 mm





Adattabile per • Suitable for • Passend für • Adaptable

3743415



BRACCIO RISCIAQUO SUPERIORE FISSO

dimensioni massime 285x500 mm
 per LINEA BLANCA LAVASTOVIGLIE LC2000



RINSE ARM UPPER FIXED

max size 285x500 mm
 for LINEA BLANCA DISHWASHER LC2000

LINEA BLANCA A220021+...



NACHSPÜLARMS OBEN FEST

Maße max. 285x500 mm
 für LINEA BLANCA GESCHIRRSPÜLER LC2000



BRAZO ACLARADO SUPERIOR FIJO

dimensiones máximas 285x500 mm
 para LINEA BLANCA LAVAVAJILLAS LC2000



3743087



UGELLO RISCIAQUO COMPLETO



COMPLETE RINSE JET

LINEA BLANCA A040080



NACHSPÜLDÜSE KOMPLETT



ROCIADOR ACLARADO COMPLETO



3743083



SUPPORTO UGELLO RISCIAQUO



RINSE JET SUPPORT

LINEA BLANCA A040076



OBERE HALTERUNG FÜR NACHSPÜLDÜSE



SOPORTE TOBERA ACLARADO



3743084



GRAFFA SUPPORTO UGELLO RISCIAQUO



RINSE JET SUPPORTING CLAMP

LINEA BLANCA A040075



BEFESTIGUNGSHALTER FÜR NACHSPÜLDÜSE



GRAPA SOPORTE ROCIADOR ACLARADO



1186611



GUARNIZIONE OR 0105 SILICONE



O-RING 0105 SILICONE

LINEA BLANCA A040029



O-RING-DICHTUNG 0105 SILIKON



JUNTA ARO "O" 0105 SILICONA



3528034



DADO INOX ø 3/8"



STAINLESS STEEL NUT ø 3/8"

LINEA BLANCA A060027E



MUTTER INOX ø 3/8"



TUERCA INOX ø 3/8"



3786169



GUARNIZIONE PIANA ø 23x15x1,6 mm



FLAT GASKET ø 23x15x1.6 mm

LINEA BLANCA A040013



DICHTUNG FLACH ø 23x15x1,6 mm



JUNTA PLANA ø 23x15x1,6 mm



Mulinelli lavaggio e risciacquo • **Wasch- und Nachspülarme**
Wash and rinse arms • **Molinetes lavado y aclarado**



Adattabile per • Suitable for • Passend für • Adaptable

3743416



BRACCIO RISCIAQUO SUPERIORE FISSO

dimensioni massime 300x580 mm
per LINEA BLANCA LC2300-LC2300TR-LC2600-LC2800



RINSE ARM UPPER FIXED

max size 300x580 mm
for LINEA BLANCA LC2300-LC2300TR-LC2600-LC2800

LINEA BLANCA A220022I+...



NACHSPÜLARM OBEN FEST

Maße max. 300x580 mm
für LINEA BLANCA LC2300-LC2300TR-LC2600-LC2800



BRAZO ACLARADO SUPERIOR FIJO

dimensiones máximas 300x580 mm
para LINEA BLANCA LC2300-LC2300TR-LC2600-LC2800



3743087



UGELLO RISCIAQUO COMPLETO



COMPLETE RINSE JET

LINEA BLANCA A040080



NACHSPÜLDÜSE KOMPLETT



ROCIADOR ACLARADO COMPLETO



3743083



SUPPORTO UGELLO RISCIAQUO



RINSE JET SUPPORT

LINEA BLANCA A040076



OBERE HALTERUNG FÜR NACHSPÜLDÜSE



SOPORTE TOBERA ACLARADO



3743084



GRAFFA SUPPORTO UGELLO RISCIAQUO



RINSE JET SUPPORTING CLAMP

LINEA BLANCA A040075



BEFESTIGUNGSHALTER FÜR NACHSPÜLDÜSE



GRAPA SOPORTE ROCIADOR ACLARADO



1186611



GUARNIZIONE OR 0105 SILICONE



O-RING 0105 SILICONE

LINEA BLANCA A040029



O-RING-DICHTUNG 0105 SILIKON



JUNTA ARO "0" 0105 SILICONA



3528034



DADO INOX ø 3/8"



STAINLESS STEEL NUT ø 3/8"

LINEA BLANCA A060027E



MUTTER INOX ø 3/8"



TUERCA INOX ø 3/8"



3786169



GUARNIZIONE PIANA ø 23x15x1,6 mm



FLAT GASKET ø 23x15x1.6 mm

LINEA BLANCA A040013



DICHTUNG FLACH ø 23x15x1,6 mm



JUNTA PLANA ø 23x15x1,6 mm





Adattabile per • Suitable for • Passend für • Adaptable

3743417



BRACCIO RISCIAQUO SUPERIORE FISSO

dimensioni massime 430x415 mm
 per LINEA BLANCA LAVASTOVIGLIE LC1000



RINSE ARM UPPER FIXED

max size 430x415 mm
 for LINEA BLANCA DISHWASHER LC1000

LINEA BLANCA A220023I+...



NACHSPÜLARMS OBEN FEST

Maße max. 430x415 mm
 für LINEA BLANCA GESCHIRRSPÜLER LC1000



BRAZO ACLARADO SUPERIOR FIJO

dimensiones máximas 430x415 mm
 para LINEA BLANCA LAVAVAJILLAS LC1000



3743087



UGELLO RISCIAQUO COMPLETO



COMPLETE RINSE JET

LINEA BLANCA A040080



NACHSPÜLDÜSE KOMPLETT



ROCIADOR ACLARADO COMPLETO



3743083



SUPPORTO UGELLO RISCIAQUO



RINSE JET SUPPORT

LINEA BLANCA A040076



OBERE HALTERUNG FÜR NACHSPÜLDÜSE



SOPORTE TOBERA ACLARADO



3743084



GRAFFA SUPPORTO UGELLO RISCIAQUO



RINSE JET SUPPORTING CLAMP

LINEA BLANCA A040075



BEFESTIGUNGSHALTER FÜR NACHSPÜLDÜSE



GRAPA SOPORTE ROCIADOR ACLARADO



1186611



GUARNIZIONE OR 0105 SILICONE



O-RING 0105 SILICONE

LINEA BLANCA A040029



O-RING-DICHTUNG 0105 SILIKON



JUNTA ARO "0" 0105 SILICONA



3528034



DADO INOX ø 3/8"



STAINLESS STEEL NUT ø 3/8"

LINEA BLANCA A060027E



MUTTER INOX ø 3/8"



TUERCA INOX ø 3/8"



3786169



GUARNIZIONE PIANA ø 23x15x1,6 mm



FLAT GASKET ø 23x15x1.6 mm

LINEA BLANCA A040013



DICHTUNG FLACH ø 23x15x1,6 mm



JUNTA PLANA ø 23x15x1,6 mm



Mulinelli lavaggio e risciacquo • **Wasch- und Nachspülarme** Wash and rinse arms • **Molinetes lavado y aclarado**



Adattabile per • Suitable for • Passend für • Adaptable

3743418



BRACCIO LAVAGGIO INFERIORE

completo di ugelli
innesto a baionetta - lunghezza 340 mm
per LINEA BLANCA LAVASTOVIGLIE LC80-LC1000



WASH ARM LOWER

complete with jets
innesto a baionetta - lunghezza 340 mm
for LINEA BLANCA DISHWASHER LC80-LC1000

LINEA BLANCA A280025



WASCHARM UNTEN

komplett mit Düsen
Bajonettkupplung - Länge 340 mm
für LINEA BLANCA GESCHIRRSPÜLER LC80-LC1000



BRAZO LAVADO INFERIOR

completo con rociadores
acoplamiento de bayoneta - longitud 340 mm
para LINEA BLANCA LAVAVAJILLAS LC80-LC1000



3743098



BRACCIO LAVAGGIO INFERIORE

innesto a baionetta - lunghezza 257 mm



WASH ARM LOWER

bayonet joint - length 257 mm

LINEA BLANCA A040253



WASCHARM UNTEN

Bajonettkupplung - Länge 257 mm



BRAZO LAVADO INFERIOR

acoplamiento de bayoneta - longitud 257 mm



3743099



INSERTO BRACCIO LAVAGGIO 1 UGELLO



WASH ARM INSERT 1 JET

LINEA BLANCA A040309



WASCHARM EINSATZ 1 DÜSE



INSERTO BRAZO LAVADO 1 TOBERA



3501197



GHIERA UGELLO LAVAGGIO



WASH JET RING NUT

LINEA BLANCA A040201



RING FÜR WASCHDÜSE



CERCO ROCIADOR LAVADO



3501196



ELICA LAVAGGIO ø 25 mm

ø foro interno 4 mm



WASH PROPELLER ø 25 mm

hole internal ø 4 mm

LINEA BLANCA A040179



WASCHDRALLER ø 25 mm

Innenloch ø 4 mm



HÉLICE LAVADO ø 25 mm

ø foro interior 4 mm



3743091



ELICA LAVAGGIO ø 25 mm

ø foro interno 6 mm



WASH PROPELLER ø 25 mm

hole internal ø 6 mm

LINEA BLANCA A040180



WASCHDRALLER ø 25 mm

Innenloch ø 6 mm



HÉLICE LAVADO ø 25 mm

ø foro interior 6 mm





Adattabile per • Suitable for • Passend für • Adaptable

3743480



DISTRIBUTORE LAVAGGIO INFERIORE

per LINEA BLANCA LAVASTOVIGLIE LC80



LOWER WASH MANIFOLD

for LINEA BLANCA DISHWASHER LC80

LINEA BLANCA A400019



WASCHVERTEILER UNTEN

für LINEA BLANCA SPÜLMASCHINE LC80



DISTRIBUIDOR LAVADO INFERIOR

para LINEA BLANCA LAVAVAJILLAS LC80



3743086



RACCORDO A GOMITO 140 mm



ELBOW FITTING 140 mm

LINEA BLANCA A040161



GEWINKELTER ANSCHLUSS 140 mm



RACOR CODO 140 mm



3743090



GHIERA RACCORDO DISTRIBUTORE LAVAGGIO



WASH MANIFOLD FITTING RING NUT

LINEA BLANCA A040144



ANSCHLUSSRING FÜR WASCHVERTEILER



CERCO RACOR DISTRIBUIDOR LAVADO



3743102



INNESTO A BAJONETTA BRACCIO LAVAGGIO



WASH ARM BAYONET JOINT

LINEA BLANCA A040143



BAJONETT-VERSCHLUSS FÜR WASCHARM



EMBRAGUE DE BAJONETA BRAZO LAVADO



3743101



GUARNIZIONE BRACCIO LAVAGGIO



WASH ARM GASKET

LINEA BLANCA A040050



DICHTUNG FÜR WASCHARM



JUNTA BRAZO LAVADO



3743089



GUARNIZIONE PIANA 37x28x2 mm



FLAT GASKET 37x28x2 mm

LINEA BLANCA A040042



FLACHDICHTUNG 37x28x2 mm



JUNTA PLANA 37x28x2 mm



3786191



GUARNIZIONE PIANA KLINGER ø 37x26x2,5 mm



FLAT GASKET ø 37x26x2.5 mm KLINGER

LINEA BLANCA A040057



FLACHDICHTUNG KLINGER ø 37x26x2,5 mm



JUNTA PLANA KLINGER ø 37x26x2,5 mm



Mulinelli lavaggio e risciacquo • **Wasch- und Nachspülarms** Wash and rinse arms • **Molinetes lavado y aclarado**



Adattabile per • Suitable for • Passend für • Adaptable

3743419



BRACCIO LAVAGGIO INFERIORE/SUPERIORE

completo di ugelli
innesto a baionetta - lunghezza 520 mm
per LINEA BLANCA LAVASTOVIGLIE LC3800-LC4200



WASH ARM LOWER/UPPER

complete with jets
innesto a baionetta - lunghezza 520 mm
for LINEA BLANCA DISHWASHER LC3800-LC4200

LINEA BLANCA A280026



WASCHARM UNTEN/OBEN

komplett mit Düsen
Bajonettkupplung - Länge 520 mm
für LINEA BLANCA GESCHIRRSPÜLER LC3800-LC4200



BRAZO LAVADO INFERIOR/SUPERIOR

completo con rociadores
acoplamiento de bayoneta - longitud 520 mm
para LINEA BLANCA LAVAVAJILLAS LC3800-LC4200



3501197



GHIERA UGELLO LAVAGGIO



WASH JET RING NUT

LINEA BLANCA A040201



RING FÜR WASCHDÜSE



CERCO ROCIADOR LAVADO



3743091



ELICA LAVAGGIO ø 25 mm

ø foro interno 6 mm



WASH PROPELLER ø 25 mm

hole internal ø 6 mm

LINEA BLANCA A040180



WASCHDRALLER ø 25 mm

Innenloch ø 6 mm



HÉLICE LAVADO ø 25 mm

ø foro interior 6 mm



3743100



DISTRIBUTORE LAVAGGIO INFERIORE 280 mm



BOTTOM WASH MANIFOLD 280 mm

LINEA BLANCA A040231



WASCHVERTEILER UNTEN 280 mm



DISTRIBUIDOR LAVADO INFERIOR 280 mm



3743086



RACCORDO A GOMITO 140 mm

ø filetto 26 mm



ELBOW FITTING 140 mm

thread ø 26 mm

LINEA BLANCA A040161



GEWINKELTER ANSCHLUSS 140 mm

Gewinde ø 26 mm



RACOR CODO 140 mm

ø rosca 26 mm



3743090



GHIERA RACCORDO DISTRIBUTORE LAVAGGIO



WASH MANIFOLD FITTING RING NUT

LINEA BLANCA A040144



ANSCHLUSSRING FÜR WASCHVERTEILER



CERCO RACOR DISTRIBUIDOR LAVADO





Adattabile per • Suitable for • Passend für • Adaptable

3743102



INNESTO A BAIONETTA BRACCIO LAVAGGIO



WASH ARM BAYONET JOINT

LINEA BLANCA A040143



BAJONETT-VERSCHLUSS FÜR WASCHARM



EMBRAGUE DE BAIONETA BRAZO LAVADO



3743105



TAPPO SUPERIORE DISTRIBUTORE ø 37 mm
per distributore lavaggio superiore



MANIFOLD TOP END CAP ø 37 mm
for top end wash manifold

LINEA BLANCA A040232



OBERER VERTEILERVERSCHLUSS ø 37 mm
für Waschverteiler oben



TAPÓN SUPERIOR DISTRIBUIDOR ø 37 mm
para distribuidor lavado superior



3743101



GUARNIZIONE BRACCIO LAVAGGIO
ø 38x34x12 mm



WASH ARM GASKET
ø 38x34x12 mm

LINEA BLANCA A040050



DICHTUNG FÜR WASCHARM
ø 38x34x12 mm



JUNTA BRAZO LAVADO
ø 38x34x12 mm



3186458



GUARNIZIONE OR 03118 EPDM



O-RING 03118 EPDM

LINEA BLANCA A040027



DICHTUNG 03118 EPDM



JUNTA ARO "O" 03118 EPDM



3743089



GUARNIZIONE PIANA 37x28x2 mm
per distributore lavaggio



FLAT GASKET 37x28x2 mm
for wash manifold

LINEA BLANCA A040042



FLACHDICHTUNG 37x28x2 mm
für Waschverteiler



JUNTA PLANA 37x28x2 mm
para distribuidor lavado



3786191



GUARNIZIONE PIANA KLINGER ø 37x26x2,5 mm
per braccio lavaggio



FLAT GASKET ø 37x26x2.5 mm KLINGER
for wash arm

LINEA BLANCA A040057



FLACHDICHTUNG KLINGER ø 37x26x2,5 mm
für Spülarms



JUNTA PLANA KLINGER ø 37x26x2,5 mm
para brazo lavado



Mulinelli lavaggio e risciacquo • **Wasch- und Nachspülarms** Wash and rinse arms • **Molinetes lavado y aclarado**



Adattabile per • Suitable for • Passend für • Adaptable

3743482



BRACCIO LAVAGGIO SUPERIORE COMPLETO

innesto a baionetta - lunghezza 505 mm
per LINEA BLANCA LAVASTOVIGLIE LC2300-LC2300TR
LC2600-LC2800



UPPER WASH ARM COMPLETE

bayonet joint - length 505 mm
for LINEA BLANCA DISHWASHER LC2300-LC2300TR
LC2600-LC2800

LINEA BLANCA A280023



SPÜLARMS OBEN KOMPLETT

Bajonett-Verschluss - Länge 505 mm
für LINEA BLANCA SPÜLMASCHINE LC2300-LC2300TR
LC2600-LC2800



BRAZO LAVADO SUPERIOR COMPLETO

acoplamiento en bayoneta - longitud 505 mm
para LINEA BLANCA LAVAVAJILLAS LC2300-LC2300TR
LC2600-LC2800



3743094



BRACCIO LAVAGGIO SUPERIORE/INFERIORE

innesto a baionetta - lunghezza 425 mm



WASH ARM LOWER/UPPER

bayonet joint - length 425 mm

LINEA BLANCA A040252



WASCHARM UNTEN/OBEN

Bajonettkupplung - Länge 425 mm



BRAZO LAVADO INFERIOR/SUPERIOR

acoplamiento de bayoneta - longitud 425 mm



3743099



INSERTO BRACCIO LAVAGGIO 1 UGELLO



WASH ARM INSERT 1 JET

LINEA BLANCA A040309



WASCHARM EINSATZ 1 DÜSE



INSERTO BRAZO LAVADO 1 TOBERA



3501197



GHIERA UGELLO LAVAGGIO



WASH JET RING NUT

LINEA BLANCA A040201



RING FÜR WASCHDÜSE



CERCO ROCIADOR LAVADO



3743091



ELICA LAVAGGIO ø 25 mm

ø foro interno 6 mm



WASH PROPELLER ø 25 mm

hole internal ø 6 mm

LINEA BLANCA A040180



WASCHDRALLER ø 25 mm

Innenloch ø 6 mm



HÉLICE LAVADO ø 25 mm

ø foro interior 6 mm



3743097



DISTRIBUTORE LAVAGGIO SUPERIORE



TOP WASH MANIFOLD

LINEA BLANCA A040230



WASCHVERTEILER OBEN



DISTRIBUIDOR LAVADO SUPERIOR





Adattabile per • Suitable for • Passend für • Adaptable

3743100



DISTRIBUTORE LAVAGGIO INFERIORE 280 mm



BOTTOM WASH MANIFOLD 280 mm

LINEA BLANCA A040231



WASCHVERTEILER UNTEN 280 mm



DISTRIBUIDOR LAVADO INFERIOR 280 mm



3743086



RACCORDO A GOMITO 140 mm



ELBOW FITTING 140 mm

LINEA BLANCA A040161



GEWINKELTER ANSCHLUSS 140 mm



RACOR CODO 140 mm



3743090



GHIERA RACCORDO DISTRIBUTORE LAVAGGIO



WASH MANIFOLD FITTING RING NUT

LINEA BLANCA A040144



ANSCHLUSSRING FÜR WASCHVERTEILER



CERCO RACOR DISTRIBUIDOR LAVADO



3743102



INNESTO A BAJONETTA BRACCIO LAVAGGIO



WASH ARM BAYONET JOINT

LINEA BLANCA A040143



BAJONETT-VERSCHLUSS FÜR WASCHARM



EMBRAGUE DE BAJONETA BRAZO LAVADO



3743101



GUARNIZIONE BRACCIO LAVAGGIO



WASH ARM GASKET

LINEA BLANCA A040050



DICHTUNG FÜR WASCHARM



JUNTA BRAZO LAVADO



3743089



GUARNIZIONE PIANA 37x28x2 mm



FLAT GASKET 37x28x2 mm

LINEA BLANCA A040042



FLACHDICHTUNG 37x28x2 mm



JUNTA PLANA 37x28x2 mm



3786191



GUARNIZIONE PIANA KLINGER ø 37x26x2,5 mm



FLAT GASKET ø 37x26x2.5 mm KLINGER

LINEA BLANCA A040057



FLACHDICHTUNG KLINGER ø 37x26x2,5 mm



JUNTA PLANA KLINGER ø 37x26x2,5 mm



Mulinelli lavaggio e risciacquo • Wasch- und Nachspülarmer Wash and rinse arms • Molinetes lavado y aclarado



Adattabile per • Suitable for • Passend für • Adaptable

3743484



BRACCIO LAVAGGIO INFERIORE COMPLETO

innesto a baionetta - lunghezza 400 mm
per LINEA BLANCA LAVASTOVIGLIE LC140



LOWER WASH ARM COMPLETE

bayonet joint - length 400 mm
for LINEA BLANCA DISHWASHER LC140

LINEA BLANCA A280014



SPÜLARM UNTEN KOMPLETT

Bajonett-Verschluss - Länge 400 mm
für LINEA BLANCA SPÜLMASCHINE LC140



BRAZO LAVADO INFERIOR COMPLETO

acoplamiento en bayone - longitud 400 mm
para LINEA BLANCA LAVAVAJILLAS LC140



3743096



BRACCIO LAVAGGIO INFERIORE



WASH ARM LOWER

LINEA BLANCA A040250



WASCHARM UNTEN



BRAZO LAVADO INFERIOR



3743099



INSERTO BRACCIO LAVAGGIO 1 UGELLO



WASH ARM INSERT 1 JET

LINEA BLANCA A040309



WASCHARM EINSATZ 1 DÜSE



INSERTO BRAZO LAVADO 1 TOBERA



3501197



GHIERA UGELLO LAVAGGIO



WASH JET RING NUT

LINEA BLANCA A040201



RING FÜR WASCHDÜSE



CERCO ROCIADOR LAVADO



3501195



ELICA LAVAGGIO ø 25 mm

ø foro interno 3 mm



WASH PROPELLER ø 25 mm

hole internal ø 3 mm

LINEA BLANCA A040178



WASCHDRALLER ø 25 mm

Innenloch ø 3 mm



HÉLICE LAVADO ø 25 mm

ø foro interior 3 mm



3501196



ELICA LAVAGGIO ø 25 mm

ø foro interno 4 mm



WASH PROPELLER ø 25 mm

hole internal ø 4 mm

LINEA BLANCA A040179



WASCHDRALLER ø 25 mm

Innenloch ø 4 mm



HÉLICE LAVADO ø 25 mm

ø foro interior 4 mm





Adattabile per • Suitable for • Passend für • Adaptable

3743086



RACCORDO A GOMITO 140 mm

ø filetto 26 mm



ELBOW FITTING 140 mm

thread ø 26 mm

LINEA BLANCA A040161



GEWINKELTER ANSCHLUSS 140 mm

Gewinde ø 26 mm



RACOR CODO 140 mm

ø rosca 26 mm



3743090



GHIERA RACCORDO DISTRIBUTORE LAVAGGIO



WASH MANIFOLD FITTING RING NUT

LINEA BLANCA A040144



ANSCHLUSSRING FÜR WASHVERTEILER



CERCO RACOR DISTRIBUIDOR LAVADO



3743102



INNESTO A BAIONETTA BRACCIO LAVAGGIO



WASH ARM BAYONET JOINT

LINEA BLANCA A040143



BAJONETT-VERSCHLUSS FÜR WASHARM



EMBRAGUE DE BAIONETA BRAZO LAVADO



3743101



GUARNIZIONE BRACCIO LAVAGGIO

ø 38x34x12 mm



WASH ARM GASKET

ø 38x34x12 mm

LINEA BLANCA A040050



DICHTUNG FÜR WASHARM

ø 38x34x12 mm



JUNTA BRAZO LAVADO

ø 38x34x12 mm



3743089



GUARNIZIONE PIANA 37x28x2 mm

per distributore lavaggio



FLAT GASKET 37x28x2 mm

for wash manifold

LINEA BLANCA A040042



FLACHDICHTUNG 37x28x2 mm

für Waschverteiler



JUNTA PLANA 37x28x2 mm

para distribuidor lavado



3786191



GUARNIZIONE PIANA KLINGER ø 37x26x2,5 mm

per braccio lavaggio



FLAT GASKET ø 37x26x2.5 mm KLINGER

for wash arm

LINEA BLANCA A040057



FLACHDICHTUNG KLINGER ø 37x26x2,5 mm

für Spülarm



JUNTA PLANA KLINGER ø 37x26x2,5 mm

para brazo lavado



Mulinelli lavaggio e risciacquo • Wasch- und Nachspülarms Wash and rinse arms • Molinetes lavado y aclarado



Adattabile per • Suitable for • Passend für • Adaptable

3743483



BRACCIO LAVAGGIO SUPERIORE COMPLETO

innesto a baionetta - lunghezza 425 mm
per LINEA BLANCA LAVASTOVIGLIE LC1700-LC2000



UPPER WASH ARM COMPLETE

bayonet joint - length 425 mm
for LINEA BLANCA DISHWASHER LC1700-LC2000

LINEA BLANCA A280024



SPÜLARM OBEN KOMPLETT

Bajonett-Verschluss - Länge 425 mm
für LINEA BLANCA SPÜLMASCHINE LC1700-LC2000



BRAZO LAVADO SUPERIOR COMPLETO

acoplamiento en bayone - longitud 425 mm
para LINEA BLANCA LAVAVAJILLAS LC1700-LC2000



3743095



BRACCIO LAVAGGIO SUPERIORE/INFERIORE

innesto a baionetta - lunghezza 345 mm



WASH ARM LOWER/UPPER

bayonet joint - length 345 mm

LINEA BLANCA A040251



WASCHARM UNTEN/OBEN

Bajonettkupplung - Länge 345 mm



BRAZO LAVADO INFERIOR/SUPERIOR

acoplamiento de bayoneta - longitud 345 mm



3743099



INSERTO BRACCIO LAVAGGIO 1 UGELLO



WASH ARM INSERT 1 JET

LINEA BLANCA A040309



WASCHARM EINSATZ 1 DÜSE



INSERTO BRAZO LAVADO 1 TOBERA



3501197



GHIERA UGELLO LAVAGGIO



WASH JET RING NUT

LINEA BLANCA A040201



RING FÜR WASCHDÜSE



CERCO ROCIADOR LAVADO



3501196



ELICA LAVAGGIO ø 25 mm

ø foro interno 4 mm



WASH PROPELLER ø 25 mm

hole internal ø 4 mm

LINEA BLANCA A040179



WASCHDRALLER ø 25 mm

Innenloch ø 4 mm



HÉLICE LAVADO ø 25 mm

ø foro interior 4 mm



3743091



ELICA LAVAGGIO ø 25 mm

ø foro interno 6 mm



WASH PROPELLER ø 25 mm

hole internal ø 6 mm

LINEA BLANCA A040180



WASCHDRALLER ø 25 mm

Innenloch ø 6 mm



HÉLICE LAVADO ø 25 mm

ø foro interior 6 mm





Mulinelli lavaggio e risciacquo • **Wasch- und Nachspülarmer**
 Wash and rinse arms • **Molinetes lavado y aclarado**

Adattabile per • Suitable for • Passend für • Adaptable

3743097



DISTRIBUTORE LAVAGGIO SUPERIORE

per LINEA BLANCA LAVASTOVIGLIE LC2000



TOP WASH MANIFOLD

for LINEA BLANCA DISHWASHER LC2000

LINEA BLANCA A040230



WASCHVERTEILER OBEN

für LINEA BLANCA SPÜLMASCHINE LC2000



DISTRIBUIDOR LAVADO SUPERIOR

para LINEA BLANCA LAVAVAJILLAS LC2000



3743100



DISTRIBUTORE LAVAGGIO INFERIORE 280 mm

per LINEA BLANCA LAVASTOVIGLIE LC1700-LC2000



BOTTOM WASH MANIFOLD 280 mm

for LINEA BLANCA DISHWASHER LC1700-LC2000

LINEA BLANCA A040231



WASCHVERTEILER UNTEN 280 mm

für LINEA BLANCA SPÜLMASCHINE LC1700-LC2000



DISTRIBUIDOR LAVADO INFERIOR 280 mm

para LINEA BLANCA LAVAVAJILLAS LC1700-LC2000



3743086



RACCORDO A GOMITO 140 mm

ø filetto 26 mm



ELBOW FITTING 140 mm

thread ø 26 mm

LINEA BLANCA A040161



GEWINKELTER ANSCHLUSS 140 mm

Gewinde ø 26 mm



RACOR CODO 140 mm

ø rosca 26 mm



3743090



GHIERA RACCORDO DISTRIBUTORE LAVAGGIO



WASH MANIFOLD FITTING RING NUT

LINEA BLANCA A040144



ANSCHLUSSRING FÜR WASCHVERTEILER



CERCO RACOR DISTRIBUIDOR LAVADO



3743102



INNESTO A BAIONETTA BRACCIO LAVAGGIO



WASH ARM BAYONET JOINT

LINEA BLANCA A040143



BAJONETT-VERSCHLUSS FÜR WASCHARM



EMBRAGUE DE BAIONETA BRAZO LAVADO



3743105



TAPPO SUPERIORE DISTRIBUTORE ø 37 mm

per distributore lavaggio superiore

per LINEA BLANCA LAVASTOVIGLIE LC1700



MANIFOLD TOP END CAP ø 37 mm

for top end wash manifold

for LINEA BLANCA DISHWASHER LC1700

LINEA BLANCA A040232



ÖBERER VERTEILERVERSCHLUSS ø 37 mm

für Waschverteiler oben

für LINEA BLANCA GESCHIRRSPÜLER LC1700



TAPÓN SUPERIOR DISTRIBUIDOR ø 37 mm

para distribuidor lavado superior

para LINEA BLANCA LAVAVAJILLAS LC1700



Mulinelli lavaggio e risciacquo • **Wasch- und Nachspülarmer** Wash and rinse arms • **Molinetes lavado y aclarado**



Adattabile per • Suitable for • Passend für • Adaptable

3743101



GUARNIZIONE BRACCIO LAVAGGIO

ø 38x34x12 mm



WASH ARM GASKET

ø 38x34x12 mm



DICHTUNG FÜR WASCHARM

ø 38x34x12 mm



JUNTA BRAZO LAVADO

ø 38x34x12 mm



LINEA BLANCA A040050

3743089



GUARNIZIONE PIANA 37x28x2 mm

per distributore lavaggio



FLAT GASKET 37x28x2 mm

for wash manifold



FLACHDICHTUNG 37x28x2 mm

für Waschverteiler



JUNTA PLANA 37x28x2 mm

para distribuidor lavado



LINEA BLANCA A040042

3186458



GUARNIZIONE OR 03118 EPDM



O-RING 03118 EPDM



DICHTUNG 03118 EPDM



JUNTA ARO "O" 03118 EPDM



LINEA BLANCA A040027

3786191



GUARNIZIONE PIANA KLINGER ø 37x26x2,5 mm

per braccio lavaggio



FLAT GASKET ø 37x26x2.5 mm KLINGER

for wash arm



FLACHDICHTUNG KLINGER ø 37x26x2,5 mm

für Spülarm



JUNTA PLANA KLINGER ø 37x26x2,5 mm

para brazo lavado



LINEA BLANCA A040057

3743503



BRACCIO LAVAGGIO INFERIORE

innesto a baionetta - lunghezza 400 mm
per LINEA BLANCA LAVASTOVIGLIE LC1500



LOWER WASH ARM

bayonet joint - length 400 mm
for LINEA BLANCA DISHWASHER LC1500



SPÜLARM UNTEN

Bajonettkupplung - Länge 400 mm
für LINEA BLANCA SPÜLMASCHINE LC1500



BRAZO LAVADO INFERIOR

acoplamiento en bayone - longitud 400 mm
per LINEA BLANCA LAVAVAJILLAS LC1500



LINEA BLANCA A280020

3743096



BRACCIO LAVAGGIO INFERIORE

innesto a baionetta - lunghezza 320 mm



WASH ARM LOWER

bayonet joint - length 320 mm



WASCHARM UNTEN

Bajonettkupplung - Länge 320 mm



BRAZO LAVADO INFERIOR

acoplamiento de bayoneta - longitud 320 mm



LINEA BLANCA A040250



Adattabile per • Suitable for • Passend für • Adaptable

3743099



INSERTO BRACCIO LAVAGGIO 1 UGELLO



WASH ARM INSERT 1 JET

LINEA BLANCA A040309



WASCHARM EINSATZ 1 DÜSE



INSERTO BRAZO LAVADO 1 TOBERA



3501197



GHIERA UGELLO LAVAGGIO



WASH JET RING NUT

LINEA BLANCA A040201



RING FÜR WASCHDÜSE



CERCO ROCIADOR LAVADO



3501195



ELICA LAVAGGIO ø 25 mm

ø foro interno 3 mm



WASH PROPELLER ø 25 mm

hole internal ø 3 mm

LINEA BLANCA A040178



WASCHDRALLER ø 25 mm

Innenloch ø 3 mm



HÉLICE LAVADO ø 25 mm

ø foro interior 3 mm



3501196



ELICA LAVAGGIO ø 25 mm

ø foro interno 4 mm



WASH PROPELLER ø 25 mm

hole internal ø 4 mm

LINEA BLANCA A040179



WASCHDRALLER ø 25 mm

Innenloch ø 4 mm



HÉLICE LAVADO ø 25 mm

ø foro interior 4 mm



3743100



DISTRIBUTORE LAVAGGIO INFERIORE 280 mm



BOTTOM WASH MANIFOLD 280 mm

LINEA BLANCA A040231



WASCHVERTEILER UNTEN 280 mm



DISTRIBUIDOR LAVADO INFERIOR 280 mm



3743086



RACCORDO A GOMITO 140 mm

ø filetto 26 mm



ELBOW FITTING 140 mm

thread ø 26 mm

LINEA BLANCA A040161



GEWINKELTER ANSCHLUSS 140 mm

Gewinde ø 26 mm



RACOR CODO 140 mm

ø rosca 26 mm



Mulinelli lavaggio e risciacquo • **Wasch- und Nachspülarms**
Wash and rinse arms • **Molinetes lavado y aclarado**



Adattabile per • Suitable for • Passend für • Adaptable

3743090



GHIERA RACCORDO DISTRIBUTORE LAVAGGIO



WASH MANIFOLD FITTING RING NUT



ANSCHLUSSRING FÜR WASCHVERTEILER



CERCO RACOR DISTRIBUIDOR LAVADO



LINEA BLANCA A040144

3743102



INNESTO A BAJONETTA BRACCIO LAVAGGIO



WASH ARM BAYONET JOINT



BAJONETT-VERSCHLUSS FÜR WASCHARM



EMBRAGUE DE BAIONETA BRAZO LAVADO



LINEA BLANCA A040143

3743101



GUARNIZIONE BRACCIO LAVAGGIO

ø 38x34x12 mm



WASH ARM GASKET

ø 38x34x12 mm



DICHTUNG FÜR WASCHARM

ø 38x34x12 mm



JUNTA BRAZO LAVADO

ø 38x34x12 mm



LINEA BLANCA A040050

3743089



GUARNIZIONE PIANA 37x28x2 mm

per distributore lavaggio



FLAT GASKET 37x28x2 mm

for wash manifold



FLACHDICHTUNG 37x28x2 mm

für Waschverteiler



JUNTA PLANA 37x28x2 mm

para distribuidor lavado



LINEA BLANCA A040042

3786191



GUARNIZIONE PIANA KLINGER ø 37x26x2,5 mm

per braccio lavaggio



FLAT GASKET ø 37x26x2.5 mm KLINGER

for wash arm



FLACHDICHTUNG KLINGER ø 37x26x2,5 mm

für Spülarm



JUNTA PLANA KLINGER ø 37x26x2,5 mm

para brazo lavado



LINEA BLANCA A040057



Adattabile per • Suitable for • Passend für • Adaptable

3743504



BRACCIO LAVAGGIO SUPERIORE/INFERIORE

innesto a baionetta - lunghezza 505 mm
 per LINEA BLANCA LAVASTOVIGLIE LC2300-LC2600



UPPER/LOWER WASH ARM

bayonet joint - length 505 mm
 for LINEA BLANCA LAVASTOVIGLIE LC2300-LC2600

LINEA BLANCA A280022



SPÜLARM OBEN/UNTEN

Bajonettkupplung - Länge 505 mm
 für LINEA BLANCA SPÜLMASCHINE LC2300-LC2600



BRAZO LAVADO SUPERIOR/INFERIOR

acoplamiento en bayone - longitud 505 mm
 para LINEA BLANCA LAVAVAJILLAS LC2300-LC2600



3743094



BRACCIO LAVAGGIO SUPERIORE/INFERIORE

innesto a baionetta - lunghezza 425 mm



WASH ARM LOWER/UPPER

bayonet joint - length 425 mm

LINEA BLANCA A040252



WASCHARM UNTEN/OBEN

Bajonettkupplung - Länge 425 mm



BRAZO LAVADO INFERIOR/SUPERIOR

acoplamiento de bayoneta - longitud 425 mm



3743099



INSERTO BRACCIO LAVAGGIO 1 UGELLO



WASH ARM INSERT 1 JET

LINEA BLANCA A040309



WASCHARM EINSATZ 1 DÜSE



INSERTO BRAZO LAVADO 1 TOBERA



3501197



GHIERA UGELLO LAVAGGIO



WASH JET RING NUT

LINEA BLANCA A040201



RING FÜR WASCHDÜSE



CERCO ROCIADOR LAVADO



3501195



ELICA LAVAGGIO ø 25 mm

ø foro interno 3 mm



WASH PROPELLER ø 25 mm

hole internal ø 3 mm

LINEA BLANCA A040178



WASCHDRALLER ø 25 mm

Innenloch ø 3 mm



HÉLICE LAVADO ø 25 mm

ø foro interior 3 mm



3501196



ELICA LAVAGGIO ø 25 mm

ø foro interno 4 mm



WASH PROPELLER ø 25 mm

hole internal ø 4 mm

LINEA BLANCA A040179



WASCHDRALLER ø 25 mm

Innenloch ø 4 mm



HÉLICE LAVADO ø 25 mm

ø foro interior 4 mm



Mulinelli lavaggio e risciacquo • **Wasch- und Nachspülarme**
Wash and rinse arms • **Molinetes lavado y aclarado**



Adattabile per • Suitable for • Passend für • Adaptable

3743100



DISTRIBUTORE LAVAGGIO INFERIORE 280 mm



BOTTOM WASH MANIFOLD 280 mm



WASCHVERTEILER UNTEN 280 mm



DISTRIBUIDOR LAVADO INFERIOR 280 mm



LINEA BLANCA A040231

3743086



RACCORDO A GOMITO 140 mm



ELBOW FITTING 140 mm



GEWINKELTER ANSCHLUSS 140 mm



RACOR CODO 140 mm



LINEA BLANCA A040161

3743102



INNESTO A BAIONETTA BRACCIO LAVAGGIO



WASH ARM BAYONET JOINT



BAJONETT-VERSCHLUSS FÜR WASCHARM



EMBRAGUE DE BAIONETA BRAZO LAVADO



LINEA BLANCA A040143

3743090



GHIERA RACCORDO DISTRIBUTORE LAVAGGIO



WASH MANIFOLD FITTING RING NUT



ANSCHLUSSRING FÜR WASCHVERTEILER



CERCO RACOR DISTRIBUIDOR LAVADO



LINEA BLANCA A040144

3743101



GUARNIZIONE BRACCIO LAVAGGIO

ø 38x34x12 mm



WASH ARM GASKET

ø 38x34x12 mm



DICHTUNG FÜR WASCHARM

ø 38x34x12 mm



JUNTA BRAZO LAVADO

ø 38x34x12 mm



LINEA BLANCA A040050

3743089



GUARNIZIONE PIANA 37x28x2 mm



FLAT GASKET 37x28x2 mm



FLACHDICHTUNG 37x28x2 mm



JUNTA PLANA 37x28x2 mm



LINEA BLANCA A040042

3786191



GUARNIZIONE PIANA KLINGER ø 37x26x2,5 mm



FLAT GASKET ø 37x26x2.5 mm KLINGER



FLACHDICHTUNG KLINGER ø 37x26x2,5 mm



JUNTA PLANA KLINGER ø 37x26x2,5 mm



LINEA BLANCA A040057



Mulinelli lavaggio e risciacquo • **Wasch- und Nachspülarms**
Wash and rinse arms • **Molinetes lavado y aclarado**

Adattabile per • Suitable for • Passend für • Adaptable

3743485



MULINELLO RISCIAQUO INFERIORE 530 mm
per LINEA BLANCA LAVASTOVIGLIE LC3800-LC4200



LOWER RINSE ARM ASSEMBLY 530 mm
for LINEA BLANCA DISHWASHER LC3800-LC4200

LINEA BLANCA A230008I



NACHSPÜLARM UNTEN 530 mm
für LINEA BLANCA SPÜLMASCHINE LC3800-LC4200



CRUCETA ACLARADO INFERIOR 530 mm
para LINEA BLANCA LAVAVAJILLAS LC3800-LC4200



3743085



UGELLO RISCIAQUO



RINSE JET

LINEA BLANCA A040074



NACHSPÜLDÜSE



ROCIADOR ACLARADO



3743084



GRAFFA SUPPORTO UGELLO RISCIAQUO



RINSE JET SUPPORTING CLAMP

LINEA BLANCA A040075



BEFESTIGUNGSHALTER FÜR NACHSPÜLDÜSE



GRAPA SOPORTE ROCIADOR ACLARADO



1186611



GUARNIZIONE OR 0105 SILICONE



O-RING 0105 SILICONE

LINEA BLANCA A040029



O-RING-DICHTUNG 0105 SILIKON



JUNTA ARO "O" 0105 SILICONA



3743088



GUIDA SUPPORTO ALBERO



SHAFT SUPPORT GUIDE

LINEA BLANCA A040225



FÜHRUNG FÜR WELLENHALTERUNG



GUÍA SOPORTE EJE



3743481



RACCORDO A GOMITO PER SUPPORTO MULINELLO



ELBOW CONNECTOR F/WASH ARM ASSY SUPPORT

LINEA BLANCA A040073



GEWINKELTER ANSCHLUSS FÜR WASCHARMTRÄGER



RACOR CODO PARA SOPORTE CRUCETA



3786169



GUARNIZIONE PIANA ø 23x15x1,6 mm



FLAT GASKET ø 23x15x1.6 mm

LINEA BLANCA A040013



DICHTUNG FLACH ø 23x15x1,6 mm



JUNTA PLANA ø 23x15x1,6 mm



Mulinelli lavaggio e risciacquo • **Wasch- und Nachspülarme**
Wash and rinse arms • **Molinetes lavado y aclarado**



Adattabile per • Suitable for • Passend für • Adaptable

3743486



MULINELLO RISCIAQUO INFERIORE 450 mm
per LINEA BLANCA LAVASTOVIGLIE LC2300-LC2300TR
LC2600-LC2800



LOWER RINSE ARM ASSEMBLY 450 mm
for LINEA BLANCA DISHWASHER LC2300-LC2300TR
LC2600-LC2800

LINEA BLANCA A2300221



NACHSPÜLARM UNTEN 450 mm
für LINEA BLANCA SPÜLMASCHINE LC2300-LC2300TR
LC2600-LC2800



CRUCETA ACLARADO INFERIOR 450 mm
para LINEA BLANCA LAVAVAJILLAS LC2300-LC2300TR
LC2600-LC2800



3743085



UGELLO RISCIAQUO



RINSE JET

LINEA BLANCA A040074



NACHSPÜLDÜSE



ROCIADOR ACLARADO



3743084



GRAFFA SUPPORTO UGELLO RISCIAQUO



RINSE JET SUPPORTING CLAMP

LINEA BLANCA A040075



BEFESTIGUNGSHALTER FÜR NACHSPÜLDÜSE



GRAPA SOPORTE ROCIADOR ACLARADO



1186611



GUARNIZIONE OR 0105 SILICONE



O-RING 0105 SILICONE

LINEA BLANCA A040029



O-RING-DICHTUNG 0105 SILIKON



JUNTA ARO "O" 0105 SILICONA



3743088



GUIDA SUPPORTO ALBERO



SHAFT SUPPORT GUIDE

LINEA BLANCA A040225



FÜHRUNG FÜR WELLENHALTERUNG



GUÍA SOPORTE EJE



3743481



RACCORDO A GOMITO PER SUPPORTO MULINELLO



ELBOW CONNECTOR F/WASH ARM ASSY SUPPORT

LINEA BLANCA A040073



GEWINKELTER ANSCHLUSS FÜR WASCHARMTRÄGER



RACOR CODO PARA SOPORTE CRUCETA



3786169



GUARNIZIONE PIANA ø 23x15x1,6 mm



FLAT GASKET ø 23x15x1.6 mm

LINEA BLANCA A040013



DICHTUNG FLACH ø 23x15x1,6 mm



JUNTA PLANA ø 23x15x1,6 mm





Adattabile per • Suitable for • Passend für • Adaptable

3743487



MULINELLO RISCIAQUO INFERIORE 360 mm
per LINEA BLANCA LAVASTOVIGLIE LC1500



LOWER RINSE ARM ASSEMBLY 360 mm
for LINEA BLANCA DISHWASHER LC1500

LINEA BLANCA A230020I



NACHSPÜLARMS UNTEN 360 mm
für LINEA BLANCA SPÜLMASCHINE LC1500



CRUCETA ACLARADO INFERIOR 360 mm
para LINEA BLANCA LAVAVAJILLAS LC1500



3743085



UGELLO RISCIAQUO



RINSE JET

LINEA BLANCA A040074



NACHSPÜLDÜSE



ROCIADOR ACLARADO



3743084



GRAFFA SUPPORTO UGELLO RISCIAQUO



RINSE JET SUPPORTING CLAMP

LINEA BLANCA A040075



BEFESTIGUNGSHALTER FÜR NACHSPÜLDÜSE



GRAPA SOPORTE ROCIADOR ACLARADO



1186611



GUARNIZIONE OR 0105 SILICONE



O-RING 0105 SILICONE

LINEA BLANCA A040029



O-RING-DICHTUNG 0105 SILIKON



JUNTA ARO "O" 0105 SILICONA



3743088



GUIDA SUPPORTO ALBERO



SHAFT SUPPORT GUIDE

LINEA BLANCA A040225



FÜHRUNG FÜR WELLENHALTERUNG



GUÍA SOPORTE EJE



3743481



RACCORDO A GOMITO PER SUPPORTO MULINELLO



ELBOW CONNECTOR F/WASH ARM ASSY SUPPORT

LINEA BLANCA A040073



GEWINKELTER ANSCHLUSS FÜR WASCHARMTRÄGER



RACOR CODO PARA SOPORTE CRUCETA



3786169



GUARNIZIONE PIANA ø 23x15x1,6 mm



FLAT GASKET ø 23x15x1.6 mm

LINEA BLANCA A040013



DICHTUNG FLACH ø 23x15x1,6 mm



JUNTA PLANA ø 23x15x1,6 mm



Mulinelli lavaggio e risciacquo • **Wasch- und Nachspülarme**
Wash and rinse arms • **Molinetes lavado y aclarado**



Adattabile per • Suitable for • Passend für • Adaptable

3743488



MULINELLO RISCIAQUO INFERIORE 360 mm
per LINEA BLANCA LAVASTOVIGLIE LC140-LC1700-LC2800



LOWER RINSE ARM ASSEMBLY 360 mm
for LINEA BLANCA DISHWASHER LC140-LC1700-LC2800

LINEA BLANCA A230021I



NACHSPÜLARM UNTEN 360 mm
für LINEA BLANCA SPÜLMASCHINE LC140-LC1700-LC2800



CRUCETA ACLARADO INFERIOR 360 mm
para LINEA BLANCA LAVAVAJILLAS LC140-LC1700-LC2800



3743085



UGELLO RISCIAQUO



RINSE JET

LINEA BLANCA A040074



NACHSPÜLDÜSE



ROCIADOR ACLARADO



3743084



GRAFFA SUPPORTO UGELLO RISCIAQUO



RINSE JET SUPPORTING CLAMP

LINEA BLANCA A040075



BEFESTIGUNGSHALTER FÜR NACHSPÜLDÜSE



GRAPA SOPORTE ROCIADOR ACLARADO



1186611



GUARNIZIONE OR 0105 SILICONE



O-RING 0105 SILICONE

LINEA BLANCA A040029



O-RING-DICHTUNG 0105 SILIKON



JUNTA ARO "O" 0105 SILICONA



3743088



GUIDA SUPPORTO ALBERO



SHAFT SUPPORT GUIDE

LINEA BLANCA A040225



FÜHRUNG FÜR WELLENHALTERUNG



GUÍA SOPORTE EJE



3743481



RACCORDO A GOMITO PER SUPPORTO MULINELLO



ELBOW CONNECTOR F/WASH ARM ASSY SUPPORT

LINEA BLANCA A040073



GEWINKELTER ANSCHLUSS FÜR WASCHARMTRÄGER



RACOR CODO PARA SOPORTE CRUCETA



3786169



GUARNIZIONE PIANA ø 23x15x1,6 mm



FLAT GASKET ø 23x15x1.6 mm

LINEA BLANCA A040013



DICHTUNG FLACH ø 23x15x1,6 mm



JUNTA PLANA ø 23x15x1,6 mm





Adattabile per • Suitable for • Passend für • Adaptable

3743489



MULINELLO RISCIAQUO INFERIORE 300 mm
per LINEA BLANCA LAVASTOVIGLIE LC1000



LOWER RINSE ARM ASSEMBLY 300 mm
for LINEA BLANCA DISHWASHER LC1000

LINEA BLANCA A230023I



NACHSPÜLARMS UNTEN 300 mm
für LINEA BLANCA SPÜLMASCHINE LC1000



CRUCETA ACLARADO INFERIOR 300 mm
para LINEA BLANCA LAVAVAJILLAS LC1000



3743085



UGELLO RISCIAQUO



RINSE JET

LINEA BLANCA A040074



NACHSPÜLDÜSE



ROCIADOR ACLARADO



3743084



GRAFFA SUPPORTO UGELLO RISCIAQUO



RINSE JET SUPPORTING CLAMP

LINEA BLANCA A040075



BEFESTIGUNGSHALTER FÜR NACHSPÜLDÜSE



GRAPA SOPORTE ROCIADOR ACLARADO



1186611



GUARNIZIONE OR 0105 SILICONE



O-RING 0105 SILICONE

LINEA BLANCA A040029



O-RING-DICHTUNG 0105 SILIKON



JUNTA ARO "O" 0105 SILICONA



3743088



GUIDA SUPPORTO ALBERO



SHAFT SUPPORT GUIDE

LINEA BLANCA A040225



FÜHRUNG FÜR WELLENHALTERUNG



GUÍA SOPORTE EJE



3743481



RACCORDO A GOMITO PER SUPPORTO MULINELLO



ELBOW CONNECTOR F/WASH ARM ASSY SUPPORT

LINEA BLANCA A040073



GEWINKELTER ANSCHLUSS FÜR WASCHARMTRÄGER



RACOR CODO PARA SOPORTE CRUCETA



3786169



GUARNIZIONE PIANA ø 23x15x1,6 mm



FLAT GASKET ø 23x15x1.6 mm

LINEA BLANCA A040013



DICHTUNG FLACH ø 23x15x1,6 mm



JUNTA PLANA ø 23x15x1,6 mm



Mulinelli lavaggio e risciacquo • **Wasch- und Nachspülarme**
Wash and rinse arms • **Molinetes lavado y aclarado**



Adattabile per • Suitable for • Passend für • Adaptable

3743490



MULINELLO RISCIAQUO INFERIORE 340 mm
per LINEA BLANCA LAVASTOVIGLIE LC80



LOWER RINSE ARM ASSEMBLY 340 mm
for LINEA BLANCA DISHWASHER LC80

LINEA BLANCA A230019I



NACHSPÜLARM UNTEN 340 mm
für LINEA BLANCA SPÜLMASCHINE LC80



CRUCETA ACLARADO INFERIOR 340 mm
para LINEA BLANCA LAVAVAJILLAS LC80



3743085



UGELLO RISCIAQUO



RINSE JET

LINEA BLANCA A040074



NACHSPÜLDÜSE



ROCIADOR ACLARADO



3743084



GRAFFA SUPPORTO UGELLO RISCIAQUO



RINSE JET SUPPORTING CLAMP

LINEA BLANCA A040075



BEFESTIGUNGSHALTER FÜR NACHSPÜLDÜSE



GRAPA SOPORTE ROCIADOR ACLARADO



1186611



GUARNIZIONE OR 0105 SILICONE



O-RING 0105 SILICONE

LINEA BLANCA A040029



O-RING-DICHTUNG 0105 SILIKON



JUNTA ARO "O" 0105 SILICONA



3743088



GUIDA SUPPORTO ALBERO



SHAFT SUPPORT GUIDE

LINEA BLANCA A040225



FÜHRUNG FÜR WELLENHALTERUNG



GUÍA SOPORTE EJE



3743481



RACCORDO A GOMITO PER SUPPORTO MULINELLO



ELBOW CONNECTOR F/WASH ARM ASSY SUPPORT

LINEA BLANCA A040073



GEWINKELTER ANSCHLUSS FÜR WASCHARMTRÄGER



RACOR CODO PARA SOPORTE CRUCETA



3786169



GUARNIZIONE PIANA ø 23x15x1,6 mm



FLAT GASKET ø 23x15x1.6 mm

LINEA BLANCA A040013



DICHTUNG FLACH ø 23x15x1,6 mm



JUNTA PLANA ø 23x15x1,6 mm





Mulinelli lavaggio e risciacquo • **Wasch- und Nachspülarme**
 Wash and rinse arms • **Molinetes lavado y aclarado**

Adattabile per • Suitable for • Passend für • Adaptable

3743404



SUPPORTO MULINELLO INFERIORE
 per LINEA BLANCA LAVASTOVIGLIE LC80



LOWER ARM ASSEMBLY SUPPORT
 for LINEA BLANCA DISHWASHER LC80



HALTERUNG F/ARM UNTEN
 für LINEA BLANCA SPÜLMASCHINE LC80



SOPORTE CRUCETA INFERIOR
 para LINEA BLANCA LAVAVAJILLAS LC80



LINEA BLANCA A210019I+...

SAMMIC

3743492



MULINELLO LAVAGGIO/RISCIACQUO 400 mm
 per SAMMIC LAVASTOVIGLIE SL20-SL21



WASH/RINSE ARM ASSEMBLY 400 mm
 for SAMMIC DISHWASHER SL20-SL21



SPÜL-/NACHSPÜLARM 400 mm
 für SAMMIC SPÜLMASCHINE SL20-SL21



CRUCETA LAVADO/ACLARADO 400 mm
 para SAMMIC LAVAVAJILLAS SL20-SL21



SAMMIC 2313178

3743493



MULINELLO LAVAGGIO/RISCIACQUO 385 mm
 per SAMMIC LAVASTOVIGLIE SL20-SL21



WASH/RINSE ARM ASSEMBLY 385 mm
 for SAMMIC DISHWASHER SL20-SL21



SPÜL-/NACHSPÜLARM 385 mm
 für SAMMIC SPÜLMASCHINE SL20-SL21



CRUCETA LAVADO/ACLARADO 385 mm
 para SAMMIC LAVAVAJILLAS SL20-SL21



SAMMIC 2313182

3743494



MULINELLO LAVAGGIO/RISCIACQUO 360 mm
 per SAMMIC LAVASTOVIGLIE SL18-SL19



WASH/RINSE ARM ASSEMBLY 360 mm
 for SAMMIC DISHWASHER SL18-SL19



SPÜL-/NACHSPÜLARM 360 mm
 für SAMMIC SPÜLMASCHINE SL18-SL19



CRUCETA LAVADO/ACLARADO 360 mm
 para SAMMIC LAVAVAJILLAS SL18-SL19



SAMMIC 2313223

3743491



MULINELLO RISCIACQUO COMPLETO 360 mm
 per SAMMIC LAVASTOVIGLIE SL18-SL19



RINSE ARM ASSEMBLY 360 mm
 for SAMMIC DISHWASHER SL18-SL19



NACHSPÜLARM KOMPLETT 360 mm
 für SAMMIC SPÜLMASCHINE SL18-SL19



CRUCETA ACLARADO COMPLETO 360 mm
 para SAMMIC LAVAVAJILLAS SL18-SL19



SAMMIC 2313224

Mulinelli lavaggio e risciacquo • **Wasch- und Nachspülarme**
Wash and rinse arms • **Molinetes lavado y aclarado**



Adattabile per • Suitable for • Passend für • Adaptable

3743498



CORPO MULINELLO LAVAGGIO/RISCIACQUO

per SAMMIC LAVASTOVIGLIE SL18-SL19



WASH/RINSE ARM ASSEMBLY BOSS

for SAMMIC DISHWASHER SL18-SL19



SPÜL-/NACHSPÜLARM -KREUZ

für SAMMIC SPÜLMASCHINE SL18-SL19



CUERPO CRUCETA LAVADO/ACLARADO

para SAMMIC LAVAVAJILLAS SL18-SL19



SAMMIC 2313211

3743501



CORPO MULINELLO LAVAGGIO/RISCIACQUO

per SAMMIC LAVASTOVIGLIE SL20-SL21



WASH/RINSE ARM ASSEMBLY BOSS

for SAMMIC DISHWASHER SL20-SL21



SPÜL-/NACHSPÜLARM -KREUZ

für SAMMIC SPÜLMASCHINE SL20-SL21



CUERPO CRUCETA LAVADO/ACLARADO

para SAMMIC LAVAVAJILLAS SL20-SL21



SAMMIC 2319060

3743495



CORPO MULINELLO RISCIACQUO

per SAMMIC LAVASTOVIGLIE SL18-SL19



RINSE ARM ASSEMBLY BOSS

for SAMMIC DISHWASHER SL18-SL19



NACHSPÜLARM -KREUZ

für SAMMIC SPÜLMASCHINE SL18-SL19



CUERPO CRUCETA ACLARADO

para SAMMIC LAVAVAJILLAS SL18-SL19



SAMMIC 2313117

3743502



SUPPORTO SUPERIORE MULINELLO

per SAMMIC LAVASTOVIGLIE SL20-SL21



WASH ARM ASSY UPPER SUPPORT

for SAMMIC DISHWASHER SL20-SL21



HALTER FÜR ARM OBEN

für SAMMIC SPÜLMASCHINE SL20-SL21



SOPORTE SUPERIOR CRUCETA

para SAMMIC LAVAVAJILLAS SL20-SL21



SAMMIC 2319062

3743499



PERNO PER MULINELLO

per SAMMIC LAVASTOVIGLIE SL18



PIN FOR WASH ARM ASSEMBLY

for SAMMIC DISHWASHER SL18



STIFT FÜR SPÜLARM

für SAMMIC SPÜLMASCHINE SL18



PERNO PARA CRUCETA

para SAMMIC LAVAVAJILLAS SL18



SAMMIC 2313219



Mulinelli lavaggio e risciacquo • **Wasch- und Nachspülarms**
Wash and rinse arms • **Molinetes lavado y aclarado**

Adattabile per • Suitable for • Passend für • Adaptable

3743496



ASSIEME UGELLO RISCIAQUO

12 ugelli - 12 molle
16 guarnizioni - 4 tappi
per SAMMIC LAVASTOVIGLIE



RINSE JET ASSEMBLY

12 jets - 12 springs
16 gaskets - 4 jet caps
for SAMMIC DISHWASHER



NACHSPÜLDÜSE KOMPLETT

12 Düsen - 12 Feder
16 Dichtungen - 4 Deckel
für SAMMIC SPÜLMASCHINE



CONJUNTO ROCIADOR ACLARADO

12 toberas - 12 muelles
16 juntas - 4 tapónes
para LAVAVAJILLAS SAMMIC



SAMMIC 2313125

3743497



TAPPI MULINELLO LAVAGGIO 4 PEZZI



WASH ARM ASSEMBLY END CUPS 4 PCS



DECKEL FÜR SPÜLARM 4 STÜCK



TAPÓNES CRUCETA LAVADO 4 UNIDADES



SAMMIC 2313126

3743500



TAPPI MULINELLO RISCIAQUO 2 PEZZI

per SAMMIC LAVASTOVIGLIE SU600S



WASH ARM ASSEMBLY END CUPS 2 PCS

for SAMMIC DISHWASHER SU600S



DECKEL FÜR NACHSPÜLARM 2 STÜCK

für SAMMIC SPÜLMASCHINE SU600S



TAPÓNES CRUCETA ACLARADO 2 UNIDADES

para SAMMIC LAVAVAJILLAS SU600S



SAMMIC 2319019

3743378



COLLETTORE PER FILTRO

per SAMMIC LAVASTOVIGLIE



FILTER MANIFOLD

for SAMMIC DISHWASHER



SAMMELROHR FÜR FILTER

für SAMMIC SPÜLMASCHINE



COLECTOR PARA FILTRO

para SAMMIC LAVAVAJILLAS



SAMMIC 2313203

Mulinelli lavaggio e risciacquo • **Wasch- und Nachspülarme** Wash and rinse arms • **Molinetes lavado y aclarado**



Adattabile per • Suitable for • Passend für • Adaptable

UNIVERBAR

3743420



MULINELLO LAVAGGIO/RISCIACQUO 485 mm
per UNIVERBAR LAVASTOVIGLIE LOGOS-LOGOSD-OMEGA
OMEGAD-COSMO-COMPACT-BRAMA-UBF850/2R



WASH/RINSE ARM ASSEMBLY 485 mm
for UNIVERBAR DISHWASHER LOGOS-LOGOSD-OMEGA
OMEGAD-COSMO-COMPACT-BRAMA-UBF850/2R

UNIVERBAR 3105

3743436



UGELLO RISCIACQUO M6



RINSE JET M6

UNIVERBAR 4022

3743443



TAPPO BRACCIO RISCIACQUO



RINSE ARM END CUP

UNIVERBAR 4080

3743444



BOCCOLA MULINELLO
ø esterno 14/17 mm - ø interno 10 mm
altezza 11 mm



BUSHING FOR ARM ASSEMBLY
external ø 14/17 mm - internal ø 10 mm
height 11 mm

UNIVERBAR 2528

3743429



VITE FISSAGGIO MULINELLO ø 20 mm M8



FIXING SCREW FOR WASH ARM ASSY ø 20 mm M

UNIVERBAR 2535

3743427



SUPPORTO SUPERIORE MULINELLO
per UNIVERBAR LAVASTOVIGLIE BRAMA-COSMO



WASH ARM ASSY UPPER SUPPORT
for UNIVERBAR DISHWASHER BRAMA-COSMO

UNIVERBAR 4632



WASCH-/NACHSPÜLARM 485 mm
für UNIVERBAR SPÜLMASCHINE LOGOS-LOGOSD-OMEGA
OMEGAD-COSMO-COMPACT-BRAMA-UBF850/2R



CRUCETA LAVADO/ACLARADO 485 mm
para UNIVERBAR LAVAVAJILLAS LOGOS-LOGOSD-OMEGA
OMEGAD-COSMO-COMPACT-BRAMA-UBF850/2R



NACHSPÜLDÜSE M6



ROCIADOR ACLARADO M6



ENDKAPPE FÜR NACHSPÜLUNG



TAPÓN BRAZO ACLARADO



BUCHSE FÜR SPÜLARM
ø Außen 14/17 mm - ø Innen 10 mm
Höhe 11 mm



CASQUILLO CRUCETA
ø exterior 14/17 mm - ø interior 10 mm
altura 11 mm



BEFESTIGUNGSSCHRAUBE FÜR ARM ø 20 mm M8



TORNILLO ANCLAJE CRUCETA ø 20 mm M8



HALTER FÜR ARM OBEN
für UNIVERBAR SPÜLMASCHINE BRAMA-COSMO



SOPORTE SUPERIOR CRUCETA
para UNIVERBAR LAVAVAJILLAS BRAMA-COSMO





Adattabile per • Suitable for • Passend für • Adaptable

3743449



SUPPORTO MULINELLO SUPERIORE

per mulinello lavaggio/risciacquo
 per UNIVERBAR LAVASTOVIGLIE MIDI40-MIDI40D-SINCRO
 SINCROD-MIDI50-MIDI50D-LOGOS-LOGOSD-OMEGA-OMEGAD



UPPER WASH ARM ASSY SUPPORT

for wash/rinse arm assembly
 for UNIVERBAR DISHWASHER MIDI40-MIDI40D-SINCRO
 SINCROD-MIDI50-MIDI50D-LOGOS-LOGOSD-OMEGA-OMEGAD

UNIVERBAR 3343



WASCHARMHALTER OBEN

für Spül - Nachspülarms
 für UNIVERBAR SPÜLMASCHINE MIDI40-MIDI40D-SINCRO
 SINCROD-MIDI50-MIDI50D-LOGOS-LOGOSD-OMEGA-OMEGAD



SOPORTE CRUCETA SUPERIOR

para cruceta lavado/clarado
 para UNIVERBAR LAVAVAJILLAS MIDI40-MIDI40D-SINCRO
 SINCROD-MIDI50-MIDI50D-LOGOS-LOGOSD-OMEGA-OMEGAD



3743445



SUPPORTO SUPERIORE MULINELLO

per UNIVERBAR LAVASTOVIGLIE COMPACT



WASH ARM ASSY UPPER SUPPORT

for UNIVERBAR DISHWASHER COMPACT

UNIVERBAR 4730



WASCHARMHALTER OBEN

für UNIVERBAR SPÜLMASCHINE COMPACT



SOPORTE SUPERIOR CRUCETA

para UNIVERBAR LAVAVAJILLAS COMPACT



3743438



COLLETTORE INFERIORE MULINELLO

per UNIVERBAR LAVASTOVIGLIE COSMO-COMPACT



WASH ARM ASSY UPPER MANIFOLD

for UNIVERBAR DISHWASHER COSMO-COMPACT

UNIVERBAR 4731



KOLLEKTOR UNTEN FÜR WASCHARM

für UNIVERSAL SPÜLMASCHINE COSMO-COMPACT



COLECTOR INFERIOR CRUCETA

para UNIVERBAR LAVAVAJILLAS COSMO-COMPACT



3743447



COLLETTORE INFERIORE MULINELLO

per UNIVERBAR LAVASTOVIGLIE MIDI50-MIDI50D-LOGOS
 LOGOSD-OMEGA-OMEGAD-CASTA-BRAMA



WASH ARM ASSY UPPER MANIFOLD

for UNIVERBAR DISHWASHER MIDI50-MIDI50D-LOGOS
 LOGOSD-OMEGA-OMEGAD-CASTA-BRAMA

UNIVERBAR 3310



KOLLEKTOR UNTEN FÜR WASCHARM

für UNIVERSAL SPÜLMASCHINE MIDI50-MIDI50D-LOGOS
 LOGOSD-OMEGA-OMEGAD-CASTA-BRAMA



COLECTOR INFERIOR CRUCETA

para UNIVERBAR LAVAVAJILLAS MIDI50-MIDI50D-LOGOS
 LOGOSD-OMEGA-OMEGAD-CASTA-BRAMA



3743442



BICCHIERE CON ALBERO PER MULINELLO

altezza totale 200 mm



WASH ARM ASSEMBLY SPINDLE

length 200 mm

UNIVERBAR 3340



WELLE FÜR ARM

Gesamthöhe 200 mm



VASO CON EJE PARA CRUCETA

altura total 200 mm



Mulinelli lavaggio e risciacquo • **Wasch- und Nachspülarmer**
Wash and rinse arms • **Molinetes lavado y aclarado**



Adattabile per • Suitable for • Passend für • Adaptable

3743451



MANICOTTO INOX PER MULINELLO

ø esterno 35 mm - lunghezza 110 mm



S/STEEL COUPLING FOR WASH ARM ASSEMBLY

external ø 35 mm - length 110 mm

UNIVERBAR 3339



SCHLAUCH INOX FÜR WASCHARM

ø Außen 35 mm - Länge 110 mm



MANGUITO INOX PARA CRUCETA

ø exterior 35 mm - longitud 110 mm



3743430



GHIERA CENTRAGGIO BICCHIERE

ø esterno 48 mm - ø interno 26 mm



NUT FOR BOWL CENTRING

external ø 48 mm - internal ø 26 mm

UNIVERBAR 3338



ZENTRIERUNGSRING FÜR GLAS

ø Außen 48 mm - ø Innen 26 mm



CERCO CENTRAJE VASO

ø exterior 48 mm - ø interior 26 mm



3786181



GUARNIZIONE OR 0150 EPDM

O-RING 0150 EPDM

UNIVERBAR 3831



DICHTUNG OR 0150 EPDM



JUNTA OR 0150 EPDM



3786183



GUARNIZIONE OR 03156 EPDM

O-RING 03156 EPDM

UNIVERBAR 3337



DICHTUNG OR 03156 EPDM



JUNTA OR 03156 EPDM



1186304



GUARNIZIONE OR 0112 EPDM

O-RING 0112 EPDM

UNIVERBAR 1568



O-RING-DICHTUNG 0112 EPDM



JUNTA ARO "O" 0112 EPDM





Mulinelli lavaggio e risciacquo • **Wasch- und Nachspülarms**
 Wash and rinse arms • **Molinetes lavado y aclarado**

Adattabile per • Suitable for • Passend für • Adaptable

3743421



MULINELLO LAVAGGIO/RISCIACQUO 500 mm
 per UNIVERBAR LAVASTOVIGLIE MIDI50-MIDI50D-LOGOS
 LOGOSD-CASTA



WASH/RINSE ARM ASSEMBLY 500 mm
 for UNIVERBAR DISHWASHER MIDI50-MIDI50D-LOGOS
 LOGOSD-CASTA

UNIVERBAR 3342



WASCH-/NACHSPÜLARM 500 mm
 für UNIVERBAR SPÜLMASCHINE MIDI50-MIDI50D-LOGOS
 LOGOSD-CASTA



CRUCETA LAVADO/ACLARADO 500 mm
 para UNIVERBAR LAVAVAJILLAS MIDI50-MIDI50D-LOGOS
 LOGOSD-CASTA



3743436



UGELLO RISCIACQUO M6



RINSE JET M6

UNIVERBAR 4022



NACHSPÜLDÜSE M6



ROCIADOR ACLARADO M6



3743443



TAPPO BRACCIO RISCIACQUO



RINSE ARM END CUP

UNIVERBAR 4080



ENDKAPPE FÜR NACHSPÜLUNG



TAPÓN BRAZO ACLARADO



3743444



BOCCOLA MULINELLO
 ø esterno 14/17 mm - ø interno 10 mm
 altezza 11 mm



BUSHING FOR ARM ASSEMBLY
 external ø 14/17 mm - internal ø 10 mm
 height 11 mm

UNIVERBAR 2528



BUCHSE FÜR SPÜLARM
 ø Außen 14/17 mm - ø Innen 10 mm
 Höhe 11 mm



CASQUILLO CRUCETA
 ø exterior 14/17 mm - ø interior 10 mm
 altura 11 mm



3743429



VITE FISSAGGIO MULINELLO ø 20 mm M8



FIXING SCREW FOR WASH ARM ASSY ø 20 mm M

UNIVERBAR 2535



BEFESTIGUNGSSCHRAUBE FÜR ARM ø 20 mm M8



TORNILLO ANCLAJE CRUCETA ø 20 mm M8



3743448



RONDELLA OTTONE ø 14x10x4 mm



BRASS WASHER ø 14x10x4 mm

UNIVERBAR 3341



MESSINGSCHLEIBE ø 14x10x4 mm



ARANDELA LATÓN ø 14x10x4 mm



Mulinelli lavaggio e risciacquo • **Wasch- und Nachspülarme** Wash and rinse arms • **Molinetes lavado y aclarado**



Adattabile per • Suitable for • Passend für • Adaptable

3743428



SUPPORTO SUPERIORE MULINELLO
per UNIVERBAR LAVASTOVIGLIE CASTA



WASH ARM ASSY UPPER SUPPORT
for UNIVERBAR DISHWASHER CASTA

UNIVERBAR 4669



WASCHARMHALTER OBEN
für UNIVERBAR SPÜLMASCHINE CASTA



SOPORTE SUPERIOR CRUCETA
para UNIVERBAR LAVAVAJILLAS CASTA



3743449



SUPPORTO MULINELLO SUPERIORE
per mulinello lavaggio/risciacquo
per UNIVERBAR LAVASTOVIGLIE MIDI40-MIDI40D-SINCRO
SINCROD-MIDI50-MIDI50D-LOGOS-LOGOSD-OMEGA-OMEGAD



UPPER WASH ARM ASSY SUPPORT
for wash/rinse arm assembly
for UNIVERBAR DISHWASHER MIDI40-MIDI40D-SINCRO
SINCROD-MIDI50-MIDI50D-LOGOS-LOGOSD-OMEGA-OMEGAD

UNIVERBAR 3343



WASCHARMHALTER OBEN
für Spül - Nachspülar
für UNIVERBAR SPÜLMASCHINE MIDI40-MIDI40D-SINCRO
SINCROD-MIDI50-MIDI50D-LOGOS-LOGOSD-OMEGA-OMEGAD



SOPORTE CRUCETA SUPERIOR
para cruceta lavado/clarado
para UNIVERBAR LAVAVAJILLAS MIDI40-MIDI40D-SINCRO
SINCROD-MIDI50-MIDI50D-LOGOS-LOGOSD-OMEGA-OMEGAD



3743447



COLLETTORE INFERIORE MULINELLO



WASH ARM ASSY UPPER MANIFOLD

UNIVERBAR 3310



KOLLEKTOR UNTEN FÜR WASCHARM



COLECTOR INFERIOR CRUCETA



3743442



BICCHIERE CON ALBERO PER MULINELLO
altezza totale 200 mm



WASH ARM ASSEMBLY SPINDLE
length 200 mm

UNIVERBAR 3340



WELLE FÜR ARM
Gesamthöhe 200 mm



VASO CON EJE PARA CRUCETA
altura total 200 mm



3743451



MANICOTTO INOX PER MULINELLO
ø esterno 35 mm - lunghezza 110 mm



S/STEEL COUPLING FOR WASH ARM ASSEMBLY
external ø 35 mm - length 110 mm

UNIVERBAR 3339



SCHLAUCH INOX FÜR WASCHARM
ø Außen 35 mm - Länge 110 mm



MANGUITO INOX PARA CRUCETA
ø exterior 35 mm - longitud 110 mm



3743430



GHIERA CENTRAGGIO BICCHIERE
ø esterno 48 mm - ø interno 26 mm



NUT FOR BOWL CENTRING
external ø 48 mm - internal ø 26 mm

UNIVERBAR 3338



ZENTRIERUNGSRING FÜR GLAS
ø Außen 48 mm - ø Innen 26 mm



CERCO CENTRAJE VASO
ø exterior 48 mm - ø interior 26 mm





Adattabile per • Suitable for • Passend für • Adaptable

3786181



GUARNIZIONE OR 0150 EPDM



O-RING 0150 EPDM

UNIVERBAR 3831



DICHTUNG OR 0150 EPDM



JUNTA OR 0150 EPDM



3786183



GUARNIZIONE OR 03156 EPDM



O-RING 03156 EPDM

UNIVERBAR 3337



DICHTUNG OR 03156 EPDM



JUNTA OR 03156 EPDM



1186304



GUARNIZIONE OR 0112 EPDM



O-RING 0112 EPDM

UNIVERBAR 1568



O-RING-DICHTUNG 0112 EPDM



JUNTA ARO "O" 0112 EPDM



Mulinelli lavaggio e risciacquo • **Wasch- und Nachspülarme**
Wash and rinse arms • **Molinetes lavado y aclarado**



Adattabile per • Suitable for • Passend für • Adaptable

3743422



MULINELLO LAVAGGIO/RISCIACQUO 465 mm
superiore-inferiore
per UNIVERBAR LAVASTOVIGLIE SINCRO-SINCROD



WASH/RINSE ARM ASSEMBLY 465 mm
upper/lower
for UNIVERBAR DISHWASHER SINCRO-SINCROD

UNIVERBAR 3729



WASCH-/NACHSPÜLARM 465 mm
oben-unten
für UNIVERBAR SPÜLMASCHINE SINCRO-SINCROD



CRUCETA LAVADO/ACLARADO 465 mm
superior-inferior
para UNIVERBAR LAVAVAJILLAS SINCRO-SINCROD



3743436



UGELLO RISCIACQUO M6



RINSE JET M6

UNIVERBAR 4022



NACHSPÜLDÜSE M6



ROCIADOR ACLARADO M6



3743443



TAPPO BRACCIO RISCIACQUO



RINSE ARM END CUP

UNIVERBAR 4080



ENDKAPPE FÜR NACHSPÜLUNG



TAPÓN BRAZO ACLARADO



3743444



BOCCOLA MULINELLO

ø esterno 14/17 mm - ø interno 10 mm
altezza 11 mm



BUSHING FOR ARM ASSEMBLY
external ø 14/17 mm - internal ø 10 mm
height 11 mm

UNIVERBAR 2528



BUCHSE FÜR SPÜLARM

ø Außen 14/17 mm - ø Innen 10 mm
Höhe 11 mm



CASQUILLO CRUCETA
ø exterior 14/17 mm - ø interior 10 mm
altura 11 mm



3743429



VITE FISSAGGIO MULINELLO ø 20 mm M8



FIXING SCREW FOR WASH ARM ASSY ø 20 mm M8

UNIVERBAR 2535



BEFESTIGUNGSSCHRAUBE FÜR ARM ø 20 mm M8



TORNILLO ANCLAJE CRUCETA ø 20 mm M8



3743448



RONDELLA OTTONE ø 14x10x4 mm



BRASS WASHER ø 14x10x4 mm

UNIVERBAR 3341



MESSINGSCHLEIBE ø 14x10x4 mm



ARANDELA LATÓN ø 14x10x4 mm





Adattabile per • Suitable for • Passend für • Adaptable

3743449



SUPPORTO MULINELLO SUPERIORE



UPPER WASH ARM ASSY SUPPORT

UNIVERBAR 3343



WASCHARMHALTER OBEN



SOPORTE CRUCETA SUPERIOR



3743439



COLLETTORE INFERIORE MULINELLO



WASH ARM ASSY UPPER MANIFOLD

UNIVERBAR 3742



KOLLEKTOR UNTEN FÜR WASCHARM



COLECTOR INFERIOR CRUCETA



3743446



BICCHIERE CON ALBERO PER MULINELLO



WASH ARM ASSEMBLY SPINDLE

UNIVERBAR 3721



GLAS MIT WASCHARMWELLE



VASO CON EJE PARA CRUCETA



3743450



MANICOTTO INOX PER MULINELLO



S/STEEL COUPLING FOR WASH ARM ASSEMBLY

UNIVERBAR 3720



SCHLAUCH INOX FÜR WASCHARM



MANGUITO INOX PARA CRUCETA



3743430



GHIERA CENTRAGGIO BICCHIERE



NUT FOR BOWL CENTRING

UNIVERBAR 3338



ZENTRIERUNGSRING FÜR GLAS



CERCO CENTRAJE VASO



3786183



GUARNIZIONE OR 03156 EPDM



O-RING 03156 EPDM

UNIVERBAR 3337



DICHTUNG OR 03156 EPDM



JUNTA OR 03156 EPDM



1186304



GUARNIZIONE OR 0112 EPDM



O-RING 0112 EPDM

UNIVERBAR 1568



O-RING-DICHTUNG 0112 EPDM



JUNTA ARO "O" 0112 EPDM



Mulinelli lavaggio e risciacquo • **Wasch- und Nachspülarme**
Wash and rinse arms • **Molinetes lavado y aclarado**



Adattabile per • Suitable for • Passend für • Adaptable

3743423



MULINELLO LAVAGGIO/RISCIACQUO 430 mm
per UNIVERBAR LAVASTOVIGLIE BET40-BET40D-ERGON
ERGOND-MIDI40-MIDI40D



WASH/RINSE ARM ASSEMBLY 430 mm
for UNIVERBAR DISHWASHER BET40-BET40D-ERGON
ERGOND-MIDI40-MIDI40D

UNIVERBAR 2541



WASCH-/NACHSPÜLARM 430 mm
für UNIVERBAR SPÜLMASCHINE BET40-BET40D-ERGON
ERGOND-MIDI40-MIDI40D



CRUCETA LAVADO/ACLARADO 430 mm
para UNIVERBARLAVAVAJILLAS BET40-BET40D-ERGON
ERGOND-MIDI40-MIDI40D



3743436



UGELLO RISCIACQUO M6



RINSE JET M6

UNIVERBAR 4022



NACHSPÜLDÜSE M6



ROCIADOR ACLARADO M6



3743443



TAPPO BRACCIO RISCIACQUO



RINSE ARM END CUP

UNIVERBAR 4080



ENDKAPPE FÜR NACHSPÜLUNG



TAPÓN BRAZO ACLARADO



3743444



BOCCOLA MULINELLO

ø esterno 14/17 mm - ø interno 10 mm
altezza 11 mm



BUSHING FOR ARM ASSEMBLY
external ø 14/17 mm - internal ø 10 mm
height 11 mm

UNIVERBAR 2528



BUCHSE FÜR SPÜLARM

ø Außen 14/17 mm - ø Innen 10 mm
Höhe 11 mm



CASQUILLO CRUCETA
ø exterior 14/17 mm - ø interior 10 mm
altura 11 mm



3743429



VITE FISSAGGIO MULINELLO ø 20 mm M8



FIXING SCREW FOR WASH ARM ASSY ø 20 mm M8

UNIVERBAR 2535



BEFESTIGUNGSSCHRAUBE FÜR ARM ø 20 mm M8



TORNILLO ANCLAJE CRUCETA ø 20 mm M8



3743448



RONDELLA OTTONE ø 14x10x4 mm



BRASS WASHER ø 14x10x4 mm

UNIVERBAR 3341



MESSINGSCHIEBE ø 14x10x4 mm



ARANDELA LATÓN ø 14x10x4 mm





Adattabile per • Suitable for • Passend für • Adaptable

3743437



PARZIALIZZATORE MULINELLO
 per UNIVERBAR LAVASTOVIGLIE ERGON-ERGOND



SUTTER FOR ARM
 for UNIVERBAR DISHWASHER ERGON-ERGOND

UNIVERBAR 4425



ABSTANDSRING FÜR ARM
 für UNIVERBAR SPÜLMASCHINE ERGON-ERGOND



SEPARADOR CRUCETA
 para UNIVERBAR LAVAVAJILLAS ERGON-ERGOND



3743449



SUPPORTO MULINELLO SUPERIORE



UPPER WASH ARM ASSY SUPPORT

UNIVERBAR 3343



WASCHARMHALTER OBEN



SOPORTE CRUCETA SUPERIOR



3243386



SUPPORTO MULINELLO INFERIORE FORATO



PUNCHED SUPPORT FOR LOWER WASH ARM ASSY

UNIVERBAR 1570



WASCHARMHALTER MIT LÖCHERN



SOPORTE CRUCETA CON AGUJEROS



3743440



ASSE MULINELLO LAVAGGIO RISCIACQUO
 lunghezza 185 mm



WASH/RINSE ARM ASSEMBLY PIN
 length 185 mm

UNIVERBAR 1019



GRUPPE WASCH-/NACHSPÜLARM
 Länge 185 mm



EJE CRUCETA LAVADO/ACLARADO
 longitud 185 mm



3743431



TORRETTA SUPPORTO MULINELLO INFERIORE
 altezza totale 96 mm



LOWER WASH ARM ASSY SUPPORT COLUMN
 height 96 mm

UNIVERBAR 1541



REVOLVERKOPF FÜR WASCHARMHALTER UNTEN
 Gesamthöhe 96 mm



TORRETA SOPORTE CRUCETA INFERIOR
 altura total 96 mm



3743433



FLANGIA INOX
 ø esterno 60 mm - ø interno 31 mm



S/STEEL FLANGE
 external ø 60 mm - internal ø 31 mm

UNIVERBAR 1540



FLANSCH INOX
 ø Außen 60 mm - ø Innen 31 mm



BRIDA INOX
 ø exterior 60 mm - ø interior 31 mm



Mulinelli lavaggio e risciacquo • **Wasch- und Nachspülarme**
Wash and rinse arms • **Molinetes lavado y aclarado**



Adattabile per • Suitable for • Passend für • Adaptable

3186244



GUARNIZIONE OR 03125 EPDM



O-RING 03125 EPDM

UNIVERBAR 2016



O-RING DICHTUNG 03125 EPDM



JUNTA ARO "O" 03125 EPDM



1186304



GUARNIZIONE OR 0112 EPDM



O-RING 0112 EPDM

UNIVERBAR 1568



O-RING-DICHTUNG 0112 EPDM



JUNTA ARO "O" 0112 EPDM



1186362



GUARNIZIONE OR 02021 EPDM



"O" RING 02021 EPDM

UNIVERBAR 1539



DICHTUNG OR 02021 EPDM



JUNTA ARO "O" 02021 EPDM



3743424



MULINELLO LAVAGGIO/RISCIACQUO 390 mm

inferiore

per UNIVERBAR LAVASTOVIGLIE MIX-TOP-MINIBET-BET37
MINIBETD-BET37D-UBF530/2R



WASH/RINSE ARM ASSEMBLY 390 mm

lower

for UNIVERBAR DISHWASHER MIX-TOP-MINIBET-BET37
MINIBETD-BET37D-UBF530/2R

UNIVERBAR 2540



WASCH-/NACHSPÜLARM 390 mm

unten

für UNIVERBAR SPÜLMASCHINE MIX-TOP-MINIBET-BET37
MINIBETD-BET37D-UBF530/2R



CRUCETA LAVADO/ACLARADO 390 mm

inferior

para UNIVERBAR LAVAVAJILLAS MIX-TOP-MINIBET-BET37
MINIBETD-BET37D-UBF530/2R



3743436



UGELLO RISCIACQUO M6



RINSE JET M6

UNIVERBAR 4022



NACHSPÜLDÜSE M6



ROCIADOR ACLARADO M6



3743443



TAPPO BRACCIO RISCIACQUO



RINSE ARM END CUP

UNIVERBAR 4080



ENDKAPPE FÜR NACHSPÜLUNG



TAPÓN BRAZO ACLARADO





Mulinelli lavaggio e risciacquo • **Wasch- und Nachspülarme**
Wash and rinse arms • **Molinetes lavado y aclarado**

Adattabile per • Suitable for • Passend für • Adaptable

3743444



BOCCOLA MULINELLO

ø esterno 14/17 mm - ø interno 10 mm
altezza 11 mm



BUSHING FOR ARM ASSEMBLY

external ø 14/17 mm - internal ø 10 mm
height 11 mm

UNIVERBAR 2528



BUCHSE FÜR SPÜLARM

ø Außen 14/17 mm - ø Innen 10 mm
Höhe 11 mm



CASQUILLO CRUCETA

ø exterior 14/17 mm - ø interior 10 mm
altura 11 mm



3743429



VITE FISSAGGIO MULINELLO ø 20 mm M8



FIXING SCREW FOR WASH ARM ASSY ø 20 mm M8

UNIVERBAR 2535



BEFESTIGUNGSSCHRAUBE FÜR ARM ø 20 mm M8



TORNILLO ANCLAJE CRUCETA ø 20 mm M8



3243386



SUPPORTO MULINELLO INFERIORE FORATO



PUNCHED SUPPORT FOR LOWER WASH ARM ASSY

UNIVERBAR 1570



WASCHARMHALTER MIT LÖCHERN



SOPORTE CRUCETA CON AGUJEROS



3743440



ASSE MULINELLO LAVAGGIO RISCIAQUO

lunghezza 185 mm
per UNIVERBAR LAVASTOVIGLIE MINIBET-BET37-MINIBETD
BET37D-BET40-BET40D-ERGON-ERGOND-MIDI40-MIDI40D



WASH/RINSE ARM ASSEMBLY PIN

length 185 mm
for UNIVERBAR DISHWASHER MINIBET-BET37-MINIBETD
BET37D-BET40-BET40D-ERGON-ERGOND-MIDI40-MIDI40D

UNIVERBAR 1019



GRUPPE WASCH-/NACHSPÜLARM

Länge 185 mm
für UNIVERBAR SPÜLMASCHINE MINIBET-BET37-MINIBETD
BET37D-BET40-BET40D-ERGON-ERGOND-MIDI40-MIDI40D



EJE CRUCETA LAVADO/ACLARADO

longitud 185 mm
para UNIVERBAR LAVAVAJILLAS MINIBET-BET37-MINIBET
BET37D-BET40-BET40D-ERGON-ERGOND-MIDI40-MIDI40D



3743441



ASSE MULINELLO LAVAGGIO/RISCIAQUO

lunghezza 165 mm
per UNIVERBAR LAVASTOVIGLIE MIX-TOP



WASH/RINSE ARM ASSEMBLY PIN

length 165 mm
for UNIVERBAR DISHWASHER MIX-TOP

UNIVERBAR 1018



GRUPPE WASCH-/NACHSPÜLARM

Länge 165 mm
für UNIVERBAR SPÜLMASCHINE MIX-TOP



EJE CRUCETA LAVADO/ACLARADO

longitud 165 mm
para UNIVERBAR LAVAVAJILLAS MIX-TOP



Mulinelli lavaggio e risciacquo • Wasch- und Nachspülarme Wash and rinse arms • Molinetes lavado y aclarado



Adattabile per • Suitable for • Passend für • Adaptable

3743435



TORRETTA SUPPORTO MULINELLO INFERIORE

altezza totale 73 mm
per mulinello lavaggio/risciacquo
per UNIVERBAR LAVASTOVIGLIE MIX-TOP



LOWER WASH ARM ASSY SUPPORT COLUMN

height 73 mm
for rinse arm assembly
for UNIVERBAR DISHWASHER MIX-TOP

UNIVERBAR 3267



REVOLVERKOPF FÜR WASCHARMHALTER UNTEN

Gesamthöhe 73 mm
für Spül-/Nachspülmaschine
für UNIVERBAR SPÜLMASCHINE MIX-TOP



TORRETA SOPORTE CRUCETA INFERIOR

altura total 73 mm
para cruceta lavado/clarado
para UNIVERBAR LAVAVAJILLAS MIX-TOP

3743431



TORRETTA SUPPORTO MULINELLO INFERIORE

altezza totale 96 mm
per UNIVERBAR LAVASTOVIGLIE MINIBET-BET37-MINIBETD
BET37D-BET40-BET40D-ERGON-ERGOND-MIDI40-MIDI40D



LOWER WASH ARM ASSY SUPPORT COLUMN

height 96 mm
for UNIVERBAR DISHWASHER MINIBET-BET37-MINIBETD
BET37D-BET40-BET40D-ERGON-ERGOND-MIDI40-MIDI40D

UNIVERBAR 1541



REVOLVERKOPF FÜR WASCHARMHALTER UNTEN

Gesamthöhe 96 mm
für UNIVERBAR SPÜLMASCHINE MINIBET-BET37-MINIBETD
BET37D-BET40-BET40D-ERGON-ERGOND-MIDI40-MIDI40D



TORRETA SOPORTE CRUCETA INFERIOR

altura total 96 mm
para UNIVERBAR LAVAVAJILLAS MINIBET-BET37-MINIBETD
BET37D-BET40-BET40D-ERGON-ERGOND-MIDI40-MIDI40D

3743433



FLANGIA INOX



S/STEEL FLANGE

UNIVERBAR 1540



FLANSCH INOX



BRIDA INOX



3186244



GUARNIZIONE OR 03125 EPDM



O-RING 03125 EPDM

UNIVERBAR 2016



O-RING DICHTUNG 03125 EPDM



JUNTA ARO "O" 03125 EPDM



1186304



GUARNIZIONE OR 0112 EPDM



O-RING 0112 EPDM

UNIVERBAR 1568



O-RING-DICHTUNG 0112 EPDM



JUNTA ARO "O" 0112 EPDM



1186362



GUARNIZIONE OR 02021 EPDM



"O" RING 02021 EPDM

UNIVERBAR 1539



DICHTUNG OR 02021 EPDM



JUNTA ARO "O" 02021 EPDM





Mulinelli lavaggio e risciacquo • **Wasch- und Nachspülarme**
 Wash and rinse arms • **Molinetes lavado y aclarado**

Adattabile per • Suitable for • Passend für • Adaptable

3743425



MULINELLO RISCIAQUO 420 mm

superiore
 per UNIVERBAR LAVASTOVIGLIE BET40-BET40D-ERGON
 ERGOND



RINSE ARM ASSEMBLY 420 mm

upper
 for UNIVERBAR DISHWASHER BET40-BET40D-ERGON
 ERGOND

UNIVERBAR 2519



NACHSPÜLARM 420 mm

oben
 für UNIVERBAR SPÜLMASCHINE BET40-BET40D-ERGON
 ERGOND



CRUCETA ACLARADO 420 mm

superior
 para UNIVERBAR LAVAVAJILLAS BET40-BET40D-ERGON
 ERGOND



3743436



UGELLO RISCIAQUO M6



RINSE JET M6

UNIVERBAR 4022



NACHSPÜLDÜSE M6



ROCIADOR ACLARADO M6



3743443



TAPPO BRACCIO RISCIAQUO



RINSE ARM END CUP

UNIVERBAR 4080



ENDKAPPE FÜR NACHSPÜLUNG



TAPÓN BRAZO ACLARADO



3743444



BOCCOLA MULINELLO

ø esterno 14/17 mm - ø interno 10 mm
 altezza 11 mm



BUSHING FOR ARM ASSEMBLY

external ø 14/17 mm - internal ø 10 mm
 height 11 mm

UNIVERBAR 2528



BUCHSE FÜR SPÜLARM

ø Außen 14/17 mm - ø Innen 10 mm
 Höhe 11 mm



CASQUILLO CRUCETA

ø exterior 14/17 mm - ø interior 10 mm
 altura 11 mm



3743432



BOCCOLA MULINELLO RISCIAQUO

ø esterno 14 mm - ø interno 10 mm
 altezza 8 mm



BUSHING FOR RINSE ARM ASSEMBLY

external ø 14 mm - internal ø 10 mm
 height 8 mm

UNIVERBAR 2526



BUCHSE FÜR NACHSPÜLARM

ø Außen 14 mm - ø Innen 10 mm
 Höhe 8 mm



CASQUILLO CRUCETA ACLARADO

ø exterior 14 mm - ø interior 10 mm
 altura 8 mm



Mulinelli lavaggio e risciacquo • **Wasch- und Nachspülarme**
Wash and rinse arms • **Molinetes lavado y aclarado**



Adattabile per • Suitable for • Passend für • Adaptable

3743429



VITE FISSAGGIO MULINELLO ø 20 mm M8



FIXING SCREW FOR WASH ARM ASSY ø 20 mm M

UNIVERBAR 2535



BEFESTIGUNGSSCHRAUBE FÜR ARM ø 20 mm M8



TORNILLO ANCLAJE CRUCETA ø 20 mm M8



3743434



SUPPORTO SUPERIORE MULINELLO RISCIAQUO



RINSE ARM ASSY UPPER SUPPORT

UNIVERBAR 2522



SPÜLARMHALTER OBEN



SOPORTE SUPERIOR CRUCETA ACLARADO



3743426



MULINELLO RISCIAQUO 380 mm

superiore
per UNIVERBAR LAVASTOVIGLIE MIX-TOP-MINIBET-BET37
MINIBETD-BET37D



RINSE ARM ASSEMBLY 380 mm

upper
for UNIVERBAR DISHWASHER MIX-TOP-MINIBET-BET37
MINIBETD-BET37D

UNIVERBAR 3259



NACHSPÜLARM 380 mm

oben
für UNIVERBAR SPÜLMASCHINE MIX-TOP-MINIBET-BET37
MINIBETD-BET37D



CRUCETA ACLARADO 380 mm

superior
para UNIVERBAR LAVAVAJILLAS MIX-TOP-MINIBET-BET37
MINIBETD-BET37D



3743436



UGELLO RISCIAQUO M6



RINSE JET M6

UNIVERBAR 4022



NACHSPÜLDÜSE M6



ROCIADOR ACLARADO M6



3743443



TAPPO BRACCIO RISCIAQUO



RINSE ARM END CUP

UNIVERBAR 4080



ENDKAPPE FÜR NACHSPÜLUNG



TAPÓN BRAZO ACLARADO



3743444



BOCCOLA MULINELLO

ø esterno 14/17 mm - ø interno 10 mm
altezza 11 mm



BUSHING FOR ARM ASSEMBLY

external ø 14/17 mm - internal ø 10 mm
height 11 mm

UNIVERBAR 2528



BUCHSE FÜR SPÜLARM

ø Außen 14/17 mm - ø Innen 10 mm
Höhe 11 mm



CASQUILLO CRUCETA

ø exterior 14/17 mm - ø interior 10 mm
altura 11 mm





Mulinelli lavaggio e risciacquo • **Wasch- und Nachspülarme**
Wash and rinse arms • **Molinetes lavado y aclarado**

Adattabile per • Suitable for • Passend für • Adaptable

3743432



BOCCOLA MULINELLO RISCIAQUO

ø esterno 14 mm - ø interno 10 mm
altezza 8 mm



BUSHING FOR RINSE ARM ASSEMBLY

external ø 14 mm - internal ø 10 mm
height 8 mm



BUCHSE FÜR NACHSPÜLARM

ø Außen 14 mm - ø Innen 10 mm
Höhe 8 mm



CASQUILLO CRUCETA ACLARADO

ø exterior 14 mm - ø interior 10 mm
altura 8 mm



UNIVERBAR 2526

3743429



VITE FISSAGGIO MULINELLO ø 20 mm M8



FIXING SCREW FOR WASH ARM ASSY ø 20 mm M



BEFESTIGUNGSSCHRAUBE FÜR ARM ø 20 mm M8



TORNILLO ANCLAJE CRUCETA ø 20 mm M8



UNIVERBAR 2535

3743434



SUPPORTO SUPERIORE MULINELLO RISCIAQUO



RINSE ARM ASSY UPPER SUPPORT



SPÜLARMHALTER OBEN



SOPORTE SUPERIOR CRUCETA ACLARADO



UNIVERBAR 2522



Adattabile per • Suitable for • Passend für • Adaptable

3313042



PIEDE INOX ø 2" x h 130 mm
con flangia 80x80 mm



STAINLESS STEEL FOOT ø 2" x h 130 mm
flange 80x80 mm

FAGOR X260151000



FUSS INOX ø 2" x h 130 mm
mit Flansch 80x80 mm



PATA INOX ø 2" x h 130 mm
con brida 80x80 mm



3313037



PIEDINO ø 30 mm M10
per FAGOR LAVASTOVIGLIE FI30-FI48-FI48B-FI64-FI64B
FI48W-FI64W-MF48-MF64-FI50



FOOT ø 30 mm M10
for FAGOR DISHWASHER FI30-FI48-FI48B-FI64-FI64B
FI48W-FI64W-MF48-MF64-FI50

FAGOR Z200107000



FUSS ø 30 mm M10
für FAGOR SPÜLMASCHINE FI30-FI48-FI48B-FI64-FI64B
FI48W-FI64W-MF48-MF64-FI50



PATA INOX ø 30 mm M10
para FAGOR LAVAVAJILLAS FI30-FI48-FI48B-FI64-FI64B
FI48W-FI64W-MF48-MF64-FI50



3313047



PIEDINO M10x30 mm ø 41 mm
per LINEA BLANCA LAVASTOVIGLIE LC80-LC140-LC1000
LC1500-LC1700-LC2000-LC2300TR-LC2300-LC2600-LC2800



FOOT M10x30 mm ø 41 mm
for LINEA BLANCA DISHWASHER LC80-LC140-LC1000
LC1500-LC1700-LC2000-LC2300TR-LC2300-LC2600-LC2800

LINEA BLANCA A060112



FUß M10x30 mm ø 41 mm
für LINEA BLANCA SPÜLMASCHINE LC80-LC140-LC1000
LC1500-LC1700-LC2000-LC2300TR-LC2300-LC2600-LC2800



PATA INOX M10x30 mm ø 41 mm
para LINEA BLANCA LAVAVAJILLAS LC80-LC140-LC1000
LC1500-LC1700-LC2000-LC2300TR-LC2300-LC2600-LC2800





Adattabile per • Suitable for • Passend für • Adaptable

FAGOR

3316106



PILETTA DI SCARICO

attacco ø 2" uscita ø 48 mm.
per FI100/120-ECO120-MF120



DRAIN ASSEMBLY

connection ø 2" outlet ø 48 mm
for FI100/120-ECO120-MF120

FAGOR Z710902000



ABLAUFSTUTZEN

Anschluss ø 2" Ausgang ø 48 mm
für FI100/120-ECO120-MF120



VÁLVULA DESAGÜE

conexión ø 2" salida ø 48 mm
para FI100/120-ECO120-MF120



3186332



GUARNIZIONE PER PILETTA ø 73 mm.



DRAIN ASSEMBLY GASKET ø 73 mm

FAGOR Q307059000



DICHTUNG FÜR AUSLAUF ø 73 mm



JUNTA PARA VÁLVULA DRENAJE ø 73 mm



3316107



GHIERA PER PILETTA ATTACCO 2"



DRAIN ASSEMBLY RING NUT 2"

FAGOR Q220001000



RING FÜR ABLAUFSTUTZEN ANSCHLUSS 2"



CERCO VÁLVULA DRENAJE CONEXIÓN 2"



JEMI

3316064



PILETTA DI SCARICO 1" 1/4

uscita ø 29 mm
per JEMI LAVASTOVIGLIE GS2-GS3-GS4/2-GS4/2AF-GS6
GS6AF-GS8/2-GS9-GS18-GS19-GS30-GS82-GS82M-GS100



DRAIN ASSEMBLY 1" 1/4

outlet ø 29 mm
for JEMI DISHWASHER GS2-GS3-GS4/2-GS4/2AF-GS6
GS6AF-GS8/2-GS9-GS18-GS19-GS30-GS82-GS82M-GS100

JEMI 1009020



ABLAUFSTUTZEN 1" 1/4

Ausgang ø 29 mm
für JEMI SPÜLMASCHINE GS2-GS3-GS4/2-GS4/2AF-GS6
GS6AF-GS8/2-GS9-GS18-GS19-GS30-GS82-GS82M-GS100



VÁLVULA DESAGÜE 1" 1/4

salida ø 29 mm
para JEMI LAVAVAJILLAS GS2-GS3-GS4/2-GS4/2AF-GS6
GS6AF-GS8/2-GS9-GS18-GS19-GS30-GS82-GS82M-GS100



3316060



GUARNIZIONE PILETTA 1"1/4



1"1/4 DRAIN ASSEMBLY GASKET

JEMI 2510145



DICHTUNG FÜR AUSLAUF 1"1/4



JUNTA VÁLVULA DRENAJE 1"1/4



Pilette • Ablaufventile Drain assembles • Válvulas desagüe



Adattabile per • Suitable for • Passend für • Adaptable

3316148



PILETTA SCARICO ø 1"1/4
per JEMI LAVASTOVIGLIE MA/MC



DRAIN ASSEMBLY ø 1"1/4
for JEMI DISHWASHER MA/MC

JEMI 1009021



ABLAUFSTUTZEN ø 1"1/4
für JEMI SPÜLMASCHINE MA/MC



VÁLVULA DESAGÜE ø 1"1/4
para JEMI LAVAVAJILLAS MA/MC



3316149



SIFONE PER PILETTA SCARICO
per JEMI LAVASTOVIGLIE GS8/2-GS9 MODELLO VECCHIO



SIPHON FOR DRAIN ASSEMBLY
for JEMI DISHWASHER GS8/2-GS9 MODELLO VECCHIO

JEMI 1018002



SIPHON FÜR ABLAUFSTUTZEN
für JEMI SPÜLMASCHINE GS8/2-GS9 ALTES MODELL



SIFÓN PARA 'VÁLVULA DESAGÜE
para JEMI LAVAVAJILLAS GS8/2-GS9 MODELLO VECCHIO



LINEA BLANCA - TORNADO

3316105



PILETTA SCARICO SUPPORTO FILTRO ø 1"1/2
per LINEA BLANCA LAVASTOVIGLIE LC1500-LC1700



FILTER SUPPORT DRAIN ASSEMBLY ø 1"1/2
for LINEA BLANCA DISHWASHER LC1500-LC1700

LINEA BLANCA A040120



ABLAUFSTUTZEN FÜR FILTERHALT. ø 1"1/2
für LINEA BLANCA GESCHIRRSPÜLER LC1500-LC1700



VÁLVULA DESAGÜE SOPORTE FILTRO ø 1"1/2
para LINEA BLANCA LAVAVAJILLAS LC1500-LC1700



3186286



GUARNIZIONE PIATTA 65x51x3 mm



FLAT GASKET 65x51x3 mm

LINEA BLANCA A040046



DICHTUNG FLACH 65x51x3 mm



JUNTA PLANA 65x51x3 mm



3316085



GHIERA PILETTA FILTRO SCARICO 1"1/2



RING NUT FOR FILTER DRAIN ASSEMBLY 1"1/2

LINEA BLANCA A040140



RING FÜR ABLAUFFILTER AUSLAUF 1"1/2



CERCO VÁLV. DRENAJE FILTRO DESAGÜE 1"1/2



3316099



GHIERA SUPPORTO FILTRO SCARICO



DRAIN FILTER SUPPORT RING NUT

LINEA BLANCA A040290



TRAGRAHMEN FÜR ABLAUFFILTER



CERCO SOPORTE FILTRO DESAGÜE





Adattabile per • Suitable for • Passend für • Adaptable

3316069



PILETTA DI SCARICO

attacco ø 1" - ø interno 26 mm
 per LINEA BLANCA LAVASTOVIGLIE LC1000-LC1500
 LC1700-LC2000-LC2300-LC2300TR-LC2600-LC2800



DRAIN ASSEMBLY

fitting ø 1" - internal ø 26 mm
 for LINEA BLANCA DISHWASHER LC1000-LC1500
 LC1700-LC2000-LC2300-LC2300TR-LC2600-LC2800

LINEA BLANCA A040124



ABLAUFSTUTZEN

Anschluss ø 1" - Innen ø 26 mm
 für LINEA BLANCA GESCHIRRSPÜLER LC1000-LC1500
 LC1700-LC2000-LC2300-LC2300TR-LC2600-LC2800



VÁLVULA DESAGÜE

conexión ø 1" - ø interior 26 mm
 para LINEA BLANCA LAVAVAJILLAS LC1000-LC1500
 LC1700-LC2000-LC2300-LC2300TR-LC2600-LC2800



3316070



GUARNIZIONE PIANA ø 44x32x3 mm



FLAT GASKET ø 44x32x3 mm

LINEA BLANCA A040044



FLACHDICHTUNG ø 44x32x3 mm



JUNTA PLANA ø 44x32x3 mm



3316080



GHIERA PILETTA



RING NUT FOR DRAIN ASSEMBLY

LINEA BLANCA A040142



RING FÜR AUSLAUF



CERCO VÁLVULA DRENAJE



3316100



CODOLO CURVO SCARICO



DRAIN ELBOW

LINEA BLANCA A040170



ENDSTÜCK GEBOGEN FÜR ABLAUF



CODO DESAGÜE



3316104



GUARNIZIONE PIATTA ø 30x20x3 mm

per codolo curvo



FLAT GASKET ø 30x20x3 mm

for elbow

LINEA BLANCA A040052



FLACHDICHTUNG ø 30x20x3 mm

für Bogen



JUNTA PLANA ø 30x20x3 mm

para codo



Pilette • Ablaufventile
Drain assembles • Válvulas desagüe



Adattabile per • Suitable for • Passend für • Adaptable

3316079



PILETTA DI SCARICO CURVA ø 1"
per LINEA BLANCA LAVASTOVIGLIE LC80-LC140



CURVED DRAIN ASSEMBLY ø 1"
for LINEA BLANCA DISHWASHER LC80-LC140

LINEA BLANCA A040125



GEKRÜMMTER ABLAUFSTUTZEN ø 1"
für LINEA BLANCA GESCHIRRSPÜLER LC80-LC140



VÁLVULA DESAGÜE CURVA ø 1"
para LINEA BLANCA LAVAVAJILLAS LC80-LC140



3316075



GHIERA PILETTA



RING NUT FOR DRAIN ASSEMBLY

LINEA BLANCA A060030I



RING FÜR AUSLAUF



CERCO VÁLVULA DRENAJE



3316078



GUARNIZIONE PILETTA ø 38x32x3 mm



DRAIN ASSEMBLY GASKET ø 38x32x3 mm

LINEA BLANCA A040059



DICHTUNG FÜR AUSLAUF ø 38x32x3 mm



JUNTA VÁLVULA DRENAJE ø 38x32x3 mm



UNIVERBAR

3316012



PILETTA SCARICO INOX PLASTICA ø 1"1/2
ø attacco 47 mm
per UNIVERBAR LAVASTOVIGLIE COSMO-COMPACT



ST. STEEL/PLASTIC DRAIN ASSEMBLY ø 1"1/2
connection ø 47 mm
for UNIVERBAR DISHWASHER COSMO-COMPACT

UNIVERBAR 4621



ABLAUFSTUTZEN INOX ø 1"1/2 AUS KUNSTSTOF
Anschluss ø 47 mm
für UNIVERBAR SPÜLMASCHINE COSMO-COMPACT



VÁLVULA DESAGÜE INOX PLÁSTICO ø 1"1/2
ø conexión 47 mm
para UNIVERBAR LAVAVAJILLAS COSMO-COMPACT



3316147



CODOLO PER PILETTA SCARICO ø 1"1/2



DRAIN ASSEMBLY ELBOW ø 1"1/2

UNIVERBAR 4554



ENDSTÜCK FÜR ABLAUFSTUTZEN ø 1"1/2



CODO PARA VÁLVULA DESAGÜE ø 1"1/2



3186606



GUARNIZIONE OR 0144 EPDM



O-RING 0144 EPDM

UNIVERBAR 4329



O-RING DICHTUNGO 0144 EPDM



JUNTA ARO "O" 0144 EPDM





Adattabile per • Suitable for • Passend für • Adaptable

3316040



RACCORDO A GOMITO ø 1" x 30 mm

per UNIVERBAR LAVASTOVIGLIE MIX-TOP-MINIBET-BET37
MINIBETD-BET37D-BET40-BET40D-ERGON-ERGOND-MIDI40
MIDI40D-SINCRO-SINCROD-MIDI50-MIDI50D-LOGOS-LOGOSD
OMEGA-OMEGAD-CASTA-BRAMA-MICRO-ETRACR-ETRACF



ELBOW CONNECTOR ø 1" x 30 mm

for UNIVERBAR DISHWASHER MIX-TOP-MINIBET-BET37
MINIBETD-BET37D-BET40-BET40D-ERGON-ERGOND-MIDI40
MIDI40D-SINCRO-SINCROD-MIDI50-MIDI50D-LOGOS-LOGOSD
OMEGA-OMEGAD-CASTA-BRAMA-MICRO-ETRACR-ETRACF



ANSCHLUSSSTÜCK GEWINKELT ø 1" x 30 mm

für UNIVERBAR SPÜLMASCHINE MIX-TOP-MINIBET-BET37
MINIBETD-BET37D-BET40-BET40D-ERGON-ERGOND-MIDI40
MIDI40D-SINCRO-SINCROD-MIDI50-MIDI50D-LOGOS-LOGOSD
OMEGA-OMEGAD-CASTA-BRAMA-MICRO-ETRACR-ETRACF



RACOR CODO ø 1" x 30 mm

para UNIVERBAR LAVAVAJILLAS MIX-TOP-MINIBET-BET37
MINIBETD-BET37D-BET40-BET40D-ERGON-ERGOND-MIDI40
MIDI40D-SINCRO-SINCROD-MIDI50-MIDI50D-LOGOS-LOGOSD
OMEGA-OMEGAD-CASTA-BRAMA-MICRO-ETRACR-ETRACF

UNIVERBAR 1536

3316041



GUARNIZIONE 1" ø 44x32x3 mm



GASKET 1" ø 44x32x3 mm

UNIVERBAR 1535



DICHTUNG ø 1" ø 44x32x3 mm



JUNTA ø 1" ø 44x32x3 mm



3316042



DADO OTTONE ø 1"



BRASS NUT ø 1"

UNIVERBAR 1533



MUTTER AUS MESSING ø 1"



TUERCA LATÓN ø 1"





FAGOR

3315036



PORTAGOMMA A "T" IN PLASTICA
due attacchi ø 12 mm - un attacco ø 7 mm



T HOSE-END PLASTIC FITTING
2 connections ø 12 mm - 1 connection ø 7 mm

FAGOR Z601157000



SCHLAUCHANSCHLUSS "T" AUS KUNSTSTOFF
2 Anschlüsse ø 12 mm - 1 Anschluß ø 7 mm



PORTA GOMA "T" EN PLÁSTICO
2 conexiones ø 12 mm - una conexión ø 7 mm



3315037



PORTAGOMMA A 4 VIE ø 12 mm



4- WAYS HOSE-END FITTING ø 12 mm

FAGOR Z401108000



SCHLAUCHANSCHLUSS 4 WEGE ø 12 mm



PORTA GOMA A 4 VIAS ø 12 mm



3315106



PORTAGOMMA 3 VIE ø 10



3-WAYS HOSE END RUBBER FITTING ø 10

FAGOR Z103077000

FAGOR Z201106000



GUMMITRÄGER 3 ANSCHLÜSSE ø 10



PORTA GOMA 3 VÍAS ø 10



JEMI

3315100



PORTAGOMMA A "T" ø 13 mm
per JEMI LAVASTOVIGLIE GS2-GS6-GS6AF-GS83-GS102
GSP45



"T" HOSE-END FITTING ø 13 mm
for JEMI DISHWASHER GS2-GS6-GS6AF-GS83-GS102
GSP45

JEMI 1019100



T-SCHLAUCHADAPTER ø 13 mm
für JEMI SPÜLMASCHINE GS2-GS6-GS6AF-GS83-GS102
GSP45



PORTA GOMA A "T" ø 13 mm
para JEMI LAVAVAJILLAS GS2-GS6-GS6AF-GS83-GS102
GSP45



3090131



PORTAGOMMA ø 3/8"x6



HOSE-END FITTING ø 3/8"x6

JEMI 4053001



NIPPEL ø 3/8"x6



PORTA GOMA ø 3/8"x6





Adattabile per • Suitable for • Passend für • Adaptable

SAMMIC

3315100



PORTAGOMMA A "T" ø 13 mm

per LS510-LS520-LS521-LS4-LS5DS-CRYSTAL50-
CRYSTAL51-CRYSTAL52



"T" HOSE-END FITTING ø 13 mm

for LS510-LS520-LS521-LS4-LS5DS-CRYSTAL50-
CRYSTAL51-CRYSTAL52



T-SCHLAUCHADAPTER ø 13 mm

für LS510-LS520-LS521-LS4-LS5DS-CRYSTAL50-
CRYSTAL51-CRYSTAL52



PORTA GOMA A "T" ø 13 mm

para LS510-LS520-LS521-LS4-LS5DS-CRYSTAL50-
CRYSTAL51-CRYSTAL52



SAMMIC 2309583

UNIVERBAR

3315106



PORTAGOMMA 3 VIE ø 10

per UNIVERBAR LAVASTOVIGLIE MIX-TOP-MINIBET-BET37
MINIBETD-BET37D-BET40-BET40D-SINCRO-SINCROD



3-WAYS HOSE END RUBBER FITTING ø 10

for UNIVERBAR DISHWASHER MIX-TOP-MINIBET-BET37
MINIBETD-BET37D-BET40-BET40D-SINCRO-SINCROD



GUMMITRÄGER 3 ANSCHLÜSSE ø 10

für UNIVERBAR SPÜLMASCHINE MIX-TOP-MINIBET-BET37
MINIBETD-BET37D-BET40-BET40D-SINCRO-SINCROD



PORTA GOMA 3 VÍAS ø 10

para UNIVERBAR LAVAVAJILLAS MIX-TOP-MINIBET-BET37
MINIBETD-BET37D-BET40-BET40D-SINCRO-SINCROD



UNIVERBAR 1599



FAGOR

3320069



PRESSOSTATO 85/60 mm 250V 16A

1 livello
attacco posteriore
temperatura di impiego max 85°C



PRESSURE SWITCH 85/60 mm 250V 16A

1 level
rear fitting
operating temperature max 85°C

FAGOR Z653034000



PRESSOSTAT 85/60 mm 250V 16A

1 Niveau
Hinteranschluss
Betriebstemperatur max 85°C



PRESOSTATO 85/60 mm 250V 16A

1 nivel
conexión posterior
temperatura de uso máx 85°C



3320111



PRESSOSTATO 35/17 mm 1 LIVELLO

16(4)A/250V
per MB235LI-MB510E-510ER-MB520-MB530-MB535-MB920E-
MB920ER-MB630-MB930



PRESSURE SWITCH 35/17 mm 1 LEVEL

16(4)A/250V
for MB235LI-MB510E-510ER-MB520-MB530-MB535-MB920E-
MB920ER-MB630-MB930

FAGOR Z433003000

FAGOR Z653034000



PRESSOSTAT 35/17 mm 1 NIVEAU

16(4)A/250V
für MB235LI-MB510E-510ER-MB520-MB530-MB535-MB920E-
MB920ER-MB630-MB930



PRESOSTATO 35/17 mm 1 NIVEL

16(4)A/250V
p. MB235LI-MB510E-510ER-MB520-MB530-MB535-MB920E-
MB920ER-MB630-MB930



3320116



PRESSOSTATO 170/95 mm 250V 16A

1 livello
per FI100



PRESSURE SWITCH 170/95 mm 250V 16A

1 level
for FI100

FAGOR Z713002000



PRESSOSTAT 170/95 mm 250V 16A

1 - Niveau
für FI100



PRESOSTATO 170/95 mm 250V 16A

1 nivel
para FI100



3320117



PRESSOSTATO 40/15 mm 250V 16A

1 livello
per FAGOR LAVASTOVIGLIE FI30/48/50/64/72



PRESSURE SWITCH 40/15 mm 250V 16A

1 level
for FAGOR DISHWASHER FI30/48/50/64/72

FAGOR Z203023000



PRESSOSTAT 40/15 mm 250V 16A

1 - Niveau
für FAGOR SPÜLMASCHINE FI30/48/50/64/72



PRESOSTATO 40/15 mm 250V 16A

1 nivel
para FI30/48/50/64/72





Adattabile per • Suitable for • Passend für • Adaptable

3320118



PRESSOSTATO 28/13 mm 250V 16A

1 livello
 per LVR10-LVC12/15/21



PRESSURE SWITCH 28/13 mm 250V 16A

1 level
 for LVR10-LVC12/15/21

FAGOR Z403021000



PRESSOSTAT 28/13 mm 250V 16A

1 - Niveau
 für LVR10-LVC12/15/21



PRESOSTATO 28/13 mm 250V 16A

1 nivel
 para LVR10-LVC12/15/21



3320170



PRESSOSTATO 95/75 mm 16A 250V



PRESSURE SWITCH 95/75 mm 16A 250V

FAGOR Z223005000



PRESSOSTAT 95/75 mm 16A 250V



PRESOSTATO 95/75 mm 16A 250V



3320171



PRESSOSTATO 28/13-65/50 mm 16A 250V



PRESSURE SWITCH 28/13-65/50 mm 16A 250V

FAGOR Z433011000



PRESSOSTAT 28/13-65/50 mm 16A 250V



PRESOSTATO 28/13-65/50 mm 16A 250V



3320003



RACCORDO A "Y"

per il collegamento a due pressostati



"Y" CONNECTOR

for fitting with two pressure switches

FAGOR Z103077000



Y-VERSCHRAUBUNG

für Verbindung mit 2 Pressostaten



RACOR EN Y

para la conexión a dos presostatos





JEMI

3320109



PRESSOSTATO 35/15 mm 250V 16A

1 livello
temperatura di impiego max 85°C
per JEMI LAVASTOVIGLIE GS2-GS3-GS4/2-GS4/2AF-GS6
GS6AF-GS7-GS8/2-GS9-GS18-GS19-GS20-GS30-GS82-GS100



PRESSURE SWITCH 35/15 mm 250V 16A

1 level
operating temperature max 85°C
for JEMI DISHWASHER GS2-GS3-GS4/2-GS4/2AF-GS6
GS6AF-GS7-GS8/2-GS9-GS18-GS19-GS20-GS30-GS82-GS100



PRESSOSTAT 35/15 mm 250V 16A

1 Niveau
Betriebstemperatur max 85°C
für JEMI SPÜLMASCHINE GS2-GS3-GS4/2-GS4/2AF-GS6
GS6AF-GS7-GS8/2-GS9-GS18-GS19-GS20-GS30-GS82-GS100



PRESOSTATO 35/15 mm 250V 16A

1 nivel
temperatura de uso max 85°C
para JEMI LAVAVAJILLAS GS2-GS3-GS4/2-GS4/2AF-GS6
GS6AF-GS7-GS8/2-GS9-GS18-GS19-GS20-GS30-GS82-GS100



JEMI 2007001

3320173



PRESSOSTATO 62/25-90/50 mm 16A 250V

per JEMI LAVASTOVIGLIE MA/MC



PRESSURE SWITCH 62/25-90/50 mm 16A 250V

for JEMI DISHWASHER MA/MC



PRESSOSTAT 62/25-90/50 mm 16A 250V

für JEMI SPÜLMASCHINE MA/MC



PRESOSTATO 62/25-90/50 mm 16A 250V

para JEMI LAVAVAJILLAS MA/MC



JEMI 2007006

3320174



PRESSOSTATO 108/30 mm 16A 250V

per JEMI LAVASTOVIGLIE GS83



PRESSURE SWITCH 180/30 mm 16A 250V

for JEMI DISHWASHER GS83



PRESSOSTAT 108/30 mm 16A 250V

für JEMI SPÜLMASCHINE GS83



PRESOSTATO 108/30 mm 16A 250V

para JEMI LAVAVAJILLAS GS83



JEMI 2007083



Adattabile per • Suitable for • Passend für • Adaptable

LINEA BLANCA - TORNADO

3320069



PRESSOSTATO 85/60 mm 250V 16A

1 livello - attacco posteriore
temperatura di impiego max 85°C
per LINEA BLANCA LAVASTOVIGLIE LC80-LC140-LC1000
LC1500-LC1700-LC2000-LC2300-LC2300TR-LC2600-LC2800



PRESSURE SWITCH 85/60 mm 250V 16A

1 level - rear fitting
operating temperature max 85°C
for LINEA BLANCA DISHWASHER LC80-LC140-LC1000
LC1500-LC1700-LC2000-LC2300-LC2300TR-LC2600-LC2800



PRESSOSTAT 85/60 mm 250V 16A

1 Niveau - Hinteranschluss
Betriebstemperatur max 85°C
f. LINEA BLANCA GESCHIRRSPÜLER LC80-LC140-LC1000
LC1500-LC1700-LC2000-LC2300-LC2300TR-LC2600-LC2800



PRESOSTATO 85/60 mm 250V 16A

1 nivel - conexión posterior
temperatura de uso máx 85°C
para LINEA BLANCA LAVAVAJILLAS LC80-LC140-LC1000
LC1500-LC1700-LC2000-LC2300-LC2300TR-LC2600-LC2800



LINEA BLANCA A030062

3320172



PRESSOSTATO 183/81 mm

1 livello
temperatura di impiego max 85°C
per LINEA BLANCA LAVASTOVIGLIE LC3800



PRESSURE SWITCH 183/81 mm

1 level
max operating temperature 85°C
for LINEA BLANCA DISHWASHER LC3800



PRESSOSTAT 183/81 mm

1 Niveau
Betriebstemperatur max 85°C
für LINEA BLANCA GESCHIRRSPÜLER LC3800



PRESOSTATO 183/81 mm

1 nivel
temperatura uso máx 85°C
para LINEA BLANCA LAVAVAJILLAS LC3800



LINEA BLANCA A030058

SAMMIC

3320117



PRESSOSTATO 40/15 mm 250V 16A

1 livello
per SAMMIC LAVASTOVIGLIE SL18-SL19



PRESSURE SWITCH 40/15 mm 250V 16A

1 level
for SAMMIC DISHWASHER SL18-SL19



PRESSOSTAT 40/15 mm 250V 16A

1 - Niveau
für SAMMIC SPÜLMASCHINE SL18-SL19



PRESOSTATO 40/15 mm 250V 16A

1 nivel
para SAMMIC LAVAVAJILLAS SL18-SL19



SAMMIC 2302815

3320175



PRESSOSTATO 130/40 mm 16A 250V

1 livello
temperatura di impiego max 85°C
per SAMMIC LAVASTOVIGLIE SU600S



PRESSURE SWITCH 130/40 mm 16A 250V

1 level
operating temperature 85°C
for SAMMIC DISHWASHER SU600S



PRESSOSTAT 130/40 mm 16A 250V

1 - Niveau
Betriebstemperatur max 85°C
für SAMMIC SPÜLMASCHINE SU600S



PRESOSTATO 130/40 mm 16A 250V

1 nivel
temperatura de uso max 85°C
para SAMMIC LAVAVAJILLAS SU600S



SAMMIC 2302816



UNIVERBAR

3320071



PRESSOSTATO 55/30 mm 250V 16A

1 livello
temperatura di impiego max 85°C
per UNIVERBAR LAVASTOVIGLIE



PRESSURE SWITCH 55/30 mm 250V 16A

1 - level
max operating temperature 85°C
for UNIVERBAR DISHWASHER



PRESSOSTAT 55/30 mm 250V 16A

1 - Niveau
Betriebstemperatur max 85 °C
für UNIVERBAR GESCHIRRSPÜLER



PRESOSTATO 55/30 mm 250V 16A

1 nivel
temperatura de uso max 85°C
para UNIVERBAR LAVAVAJILLAS



UNIVERBAR 4054

Programmatori • **Programmzeitschalter** Timers • **Programadores**

FAGOR

3322129



PROGRAMMATORE P20 4 CAMME 12 MINUTI

230V 50/60Hz



PROGRAMMER P20 4 CAMS 12 MIN.

230V 50/60Hz



PROGRAMMSCHALTER P20 4 NOCKEN 12 MINUTEN

230V 50/60Hz



PROGRAMADOR P20 4 LEVAS 12 MINUTOS

230V 50/60Hz



FAGOR BR00023222

3322251



PROGRAMMATORE P25 5 CAMME

1° ciclo 6 secondi
2° ciclo 2 minuti
230V 50/60Hz
per FI100/120



TIMER P25 5 CAMS

1st cycle 6 seconds
2nd cycle 2 minutes
230V 50/60Hz
for FI100/120



ZEITSCHALTER P25 5 NOCKEN

1° Zeitlauf 6 Sekunden
2° Zeitlauf 2 Minuten
230V 50/60Hz
für FI100/120



PROGRAMADOR P25 5 LEVAS

1° ciclo 6 segundos
2° ciclo 2 minutos
230V 50/60Hz
para FI100/120



FAGOR Z683099000

FAGOR Z713055000



Adattabile per • Suitable for • Passend für • Adaptable

3322252



PROGRAMMATORE 7903F1 3 CAMME 120 SECONDI

ciclo 120 secondi
230V 50/60Hz
per LVR10-LVC12/15/21



TIMER 7903F1 3 CAMS 120 SECONDS

cycle 120 seconds
230V 50/60Hz
for LVR10-LVC12/15/21



ZEITSCHALTER 7903F1 3 NOCKEN 120 SEKUNDEN

Zeitlauf 120 Sekunden
230V 50/60Hz
für LVR10-LVC12/15/21



PROGRAMADOR 7903F1 3 LEVAS 120 SEGUNDOS

ciclo 120 segundos
230V 50/60Hz
para LVR10-LVC12/15/21



FAGOR Z403002000

3322253



PROGRAMMATORE 7903F1 3 CAMME 240 SECONDI

ciclo 240 secondi
230V 50/60Hz
per FI30



TIMER 7903F1 3 CAMME

cycle 240 seconds
230V 50/60Hz
for FI30



ZEITSCHALTER 7903F1 3 NOCKEN 240 SEKUNDEN

Zeitlauf 240 Sekunden
230V 50/60Hz
für FI30



PROGRAMADOR 7903F1 3 LEVAS 240 SEGUNDOS

ciclo 240 segundos
230V 50/60Hz
para FI30



FAGOR Z203030000

FAGOR Z603005000

FAGOR Z653031000

3322254



PROGRAMMATORE 7804DV 4 CAMME

ciclo 6/60/180 secondi
230V 50/60Hz
per FI48/48B



TIMER 7804DV 4 CAMME

cycle 6/60/180 seconds
230V 50/60Hz
for FI48/48B



ZEITSCHALTER 7804DV 4 NOCKEN

Zeitlauf 6/60/180 Sekunden
230V 50/60Hz
für FI48/48B



PROGRAMADOR 7804DV 4 LEVAS

ciclo 6/60/180 segundos
230V 50/60Hz
para FI48/48B



FAGOR Z213008000

3322255



PROGRAMMATORE 7804DV 4 CAMME

ciclo 6/90/180 secondi
230V 50/60Hz
per FI64/64B/72



TIMER 7804DV 4 CAMME

cycle 6/90/180 seconds
230V 50/60Hz
for FI64/64B/72



ZEITSCHALTER 7804DV 4 NOCKEN

Zeitlauf 6/60/180 Sekunden
230V 50/60Hz
für FI64/64B/72



PROGRAMADOR 7804DV 4 LEVAS

ciclo 6/90/180 segundos
230V 50/60Hz
para FI64/64B/72



FAGOR Z243004000

FAGOR Z268302000



Adattabile per • Suitable for • Passend für • Adaptable

3322279



PROGRAMMATORE 7803 3 CAMME

ciclo 120 secondi
230V 50Hz - rotazione antioraria



TIMER 7803 3 CAMS

cycle 120 seconds
230V 50Hz - anticlockwise rotation

FAGOR Z433002000



PROGRAMMASCHALTER 7803 3 NOCKEN

Zeitlauf 120 Sekunden
230V 50Hz - Drehrichtung entgegen den Uhrzeigersin



PROGRAMADOR 7803 3 LEVAS

ciclo 120 segundos
230V 50Hz - rotación antihoraria



3322280



PROGRAMMATORE 4906 6 CAMME

ciclo 120 secondi
risciacquo 6 secondi
230V 50/60Hz - rotazione antioraria



TIMER 4906 6 CAMS

cycle 120 seconds
rinse 6 seconds
230V 50/60Hz - anticlockwise rotation

FAGOR Z683086000



PROGRAMMASCHALTER 4906 6 NOCKEN

Zeitlauf 120 Sekunden
Nachspülung 6 Sekunden
230V 50/60Hz - Drehrichtung entgegen den Uhrzeiger



PROGRAMMATOR 4906 6 CAMME

ciclo 120 segundos
aclorado 6 segundos
230V 50/60Hz - rotación antihoraria



3322281



PROGRAMMATORE 4803 3 CAMME

ciclo 20 minuti
230V 50/60Hz - rotazione oraria



TIMER 4803 3 CAMS

cycle 20 minutes
230V 50/60Hz - clockwise rotation

FAGOR Z613003000



PROGRAMMSCHALTER 4803 3 NOCKEN

Zeitlauf 20 Minuten
230V 50/60Hz - Drehrichtung im Uhrzeigersinn



PROGRAMADOR 4803 3 LEVAS

ciclo 20 minutos
230V 50/60Hz - rotación horaria





Adattabile per • Suitable for • Passend für • Adaptable

JEMI

3322205



PROGRAMMATORE 220V 50/60Hz

perno 6x4,6 mm
per JEMI LAVASTOVIGLIE GS2-GS3-GS4/2-GS4/2AF-GS6
GS6AF-GS8/2-GS9-GS18-GS19-GS20-GS30-GS82-GS82M



TIMER 220V 50/60Hz

shaft 6x4,6 mm
for JEMI DISHWASHER GS2-GS3-GS4/2-GS4/2AF-GS6
GS6AF-GS8/2-GS9-GS18-GS19-GS20-GS30-GS82-GS82M

JEMI 2005003



PROGRAMMSCHALTER 220V 50/60Hz

Stift ø 6x4,6
für JEMI SPÜLMASCHINE GS2-GS3-GS4/2-GS4/2AF-GS6
GS6AF-GS8/2-GS9-GS18-GS19-GS20-GS30-GS82-GS82M



PROGRAMADOR 220V 50/60Hz

perno 6x4,6 mm
para JEMI LAVAVAJILLAS GS2-GS3-GS4/2-GS4/2AF-GS6
GS6AF-GS8/2-GS9-GS18-GS19-GS20-GS30-GS82-GS82M



3322285



PROGRAMMATORE P255 3 CAMME

ciclo 20 minuti
230V 50/60HZ 15A
per rigenerazione - senza perno
per JEMI LAVASTOVIGLIE GS2-GS3-GS4/2-GS4/2AF-GS6
GS6AF-GS7-GS8/2-GS9-GS18-GS19-GS20



TIMER P255 3 CAMS

cycle 20 minutes
230V 50/60HZ 15A
for regeneration - without shaft
for JEMI DISHWASHER GS2-GS3-GS4/2-GS4/2AF-GS6
GS6AF-GS7-GS8/2-GS9-GS18-GS19-GS20

JEMI 2005007



PROGRAMMSCHALTER P255 3 NOCKEN

Zeitlauf 20 Minuten
230V 50/60HZ 15A
für Regenerierung - ohne Stift
für JEMI SPÜLMASCHINE GS2-GS3-GS4/2-GS4/2AF-GS6
GS6AF-GS7-GS8/2-GS9-GS18-GS19-GS20



PROGRAMADOR P255 3 LEVAS

ciclo 20 minutos
230V 50/60HZ 15A
para la regeneración - sin perno
para JEMI LAVAVAJILLAS GS2-GS3-GS4/2-GS4/2AF-GS6
GS6AF-GS7-GS8/2-GS9-GS18-GS19-GS20



3322286



PROGRAMMATORE 7806DV 6 CAMME

1° ciclo 120 secondi
2° ciclo 6 secondi
230V 50Hz
per JEMI LAVASTOVIGLIE GS83-GS102



TIMER 7806DV 6 CAMS

1st cycle 120 seconds
2nd cycle 6 seconds
230V 50Hz
for JEMI DISHWASHER GS83-GS102

JEMI 2005083



PROGRAMMSCHALTER 7806DV 6 NOCKEN

Zeitlauf 120 Sekunden
2° Zeitlauf 6 Sekunden
230V 50Hz
für JEMI SPÜLMASCHINE GS83-GS102



PROGRAMADOR 7806DV 6 LEVAS

1° ciclo 120 segundos
2° ciclo 6 segundos
230V 50Hz
para JEMI LAVAVAJILLAS GS83-GS102





LINEA BLANCA - TORNADO

3322207



PROGRAMMATORE 600/623/4021 2 CAMME

modello 600/623/4021
ciclo 120 secondi
220V 50Hz
per LINEA BLANCA LAVASTOVIGLIE LC80-LC140-LC1000
LC1500-LC1700-LC2000-LC2300-LC2300TR-LC2600-LC2800
LC3800-LC4200



TIMER 600/623/4021 2 CAMS

model 600/623/4021
cycle 120 seconds
220V 50Hz
for LINEA BLANCA DISHWASHER LC80-LC140-LC1000
LC1500-LC1700-LC2000-LC2300-LC2300TR-LC2600-LC2800
LC3800-LC4200



PROGRAMMSCHALTER 600/623/4021 2 NOCKEN

Modell 600/623/4021
Zeitlauf 120 Sekunden
220V 50Hz
f. LINEA BLANCA GESCHIRRSPÜLER LC80-LC140-LC1000
LC1500-LC1700-LC2000-LC2300-LC2300TR-LC2600-LC2800
LC3800-LC4200



PROGRAMADOR 600/623/4021 2 LEVAS

modelo 600/623/4021
ciclo 120 segundos
220V 50Hz
para LINEA BLANCA LAVAVAJILLAS LC80-LC140-LC1000
LC1500-LC1700-LC2000-LC2300-LC2300TR-LC2600-LC2800
LC3800-LC4200



LINEA BLANCA A030060

3322287



PROGRAMMATORE P255 4 CAMME

ciclo 120 secondi
risciacquo 6 secondi
230V 50Hz
per LINEA BLANCA LAVASTOVIGLIE LC3800-LC4200



TIMER P255 4 CAMS

cycle 120 seconds
rinse 6 seconds
230V 50Hz
for LINEA BLANCA DISHWASHER LC3800-LC4200



PROGRAMMSCHALTER P255 4 NOCKEN

Zeitlauf 120 Sekunden
Nachspülung 6 Sekunden
230V 50Hz
für LINEA BLANCA SPÜLMASCHINE LC3800-LC4200



PROGRAMADOR P255 4 LEVAS

ciclo 20 segundos
aclorado 6 segundos
230V 50Hz
para LINEA BLANCA LAVAVAJILLAS LC3800-LC4200



LINEA BLANCA A0300602



Adattabile per • Suitable for • Passend für • Adaptable

SAMMIC

3322290



PROGRAMMATORE 7807DV 7 CAMME

1° ciclo 180 secondi
2° ciclo 6 secondi
230V 50Hz
per SAMMIC LAVASTOVIGLIE SL800B



TIMER 7807DV 7 CAMS

1st cycle 180 seconds
2nd cycle 6 seconds
230V 50Hz
for SAMMIC DISHWASHER SL800B



PROGRAMMSCHALTER 7807DV 7 NOCKEN

Zeitlauf 180 Sekunden
2° Zeitlauf 6 Sekunden
230V 50Hz
für SAMMIC SPÜLMASCHINE SL800B



PROGRAMADOR 7807DV 7 LEVAS

1° ciclo 180 segundos
2° ciclo 6 segundos
230V 50Hz
para SAMMIC LAVAVAJILLAS SL800B

SAMMIC 2310458

3322277



PROGRAMMATORE PWE 3 CAMME

230V 50/60Hz
ciclo 120 secondi
per SAMMIC LAVASTOVIGLIE SL18



TIMER PWE 3 CAMS

230V 50/60Hz
cycle 120 seconds
for SAMMIC DISHWASHER SL18



PROGRAMMIERGERÄT PWE 3 NOCKEN

230V 50/60Hz
Zeitlauf 120 Sekunden
für SAMMIC SPÜLMASCHINE SL18



PROGRAMADOR PWE 3 LEVAS

230V 50/60Hz
ciclo 120 segundos
para SAMMIC LAVAVAJILLAS SL18

SAMMIC 2310451

3322288



PROGRAMMATORE 11804F1 4 CAMME

ciclo 180 secondi
230V 50/60Hz
per SAMMIC LAVASTOVIGLIE SL20-SL21



TIMER 11804F1 4 CAMS

cycle 180 seconds
230V 50/60Hz
for SAMMIC DISHWASHER SL20-SL21



PROGRAMMSCHALTER 11804F1 4 NOCKEN

Zeitlauf 180 Sekunden
230V 50/60Hz
für SAMMIC SPÜLMASCHINE SL20-SL21



PROGRAMADOR 11804F1 4 LEVAS

ciclo 180 segundos
230V 50/60Hz
para SAMMIC LAVAVAJILLAS SL20-SL21

SAMMIC 2310454

3322289



PROGRAMMATORE PWE5 4 CAMME

ciclo 216 secondi
230V 50Hz
per SAMMIC LAVASTOVIGLIE SL290BS



TIMER PWE5 4 CAMS

cycle 216 seconds
230V 50Hz
for SAMMIC DISHWASHER SL290BS



PROGRAMMSCHALTER PWE5 4 NOCKEN

Zeitlauf 216 Sekunden
230V 50Hz
für SAMMIC SPÜLMASCHINE SL290BS



PROGRAMADOR PWE5 4 LEVAS

ciclo 216 segundos
230V 50Hz
para SAMMIC LAVAVAJILLAS SL290BS

SAMMIC 2310456



UNIVERBAR

3322282



PROGRAMMATORE 600/642/5180 4 CAMME

220/240V 50/60HZ - modello 600-642-5180

per rigenerazione

per UNIVERBAR LAVASTOVIGLIE MINIBETD-BET37D-BET40D
ERGOND-MIDI40D-SINCROD-MIDI50D-LOGOSD-OMEGAD



TIMER 600/642/5180 4 CAMS

220/240V 50/60HZ - model 600-642-5180

for regeneration

for UNIVERBAR DISHWASHER MINIBETD-BET37D-BET40D
ERGOND-MIDI40D-SINCROD-MIDI50D-LOGOSD-OMEGAD



PROGRAMMSCHALTER 600/642/5180 4 NOCKEN

220/240V 50/60HZ - Modell 600-642-5180

für Regenerierung

für UNIVERBAR SPÜLMASCHINE MINIBETD-BET37D-BET40D
ERGOND-MIDI40D-SINCROD-MIDI50D-LOGOSD-OMEGAD



PROGRAMADOR 600/642/5180 4 LEVAS

220/240V 50/60HZ - modelo 600-642-5180

para la regeneración

para UNIVERBAR LAVAVAJILLAS MINIBETD-BET37D-BET40D
ERGOND-MIDI40D-SINCROD-MIDI50D-LOGOSD-OMEGAD



UNIVERBAR 1507

3322283



PROGRAMMATORE 600/627/5280 2 CAMME

220/240V 50Hz - perno mezzaluna ø 6x4,6 mm

per UNIVERBAR LAVASTOVIGLIE MIX-TOP-ERGON-ERGOND
MIDI40-MIDI40D-SINCRO-SINCROD-MIDI50-MIDI50D-LOGOS
LOGOSD-OMEGA-OMEGAD-MINIBET-BET37-MINIBETD-BET37D
BET40-BET40D-CASTA-BRAMA-UBR530/2R-UBF530/2R
UBF850/2R



TIMER 600/627/5280 2 CAMS

220/240V 50Hz - D-shaft ø 6x4,6 mm

for UNIVERBAR DISHWASHER MIX-TOP-ERGON-ERGOND
MIDI40-MIDI40D-SINCRO-SINCROD-MIDI50-MIDI50D-LOGOS
LOGOSD-OMEGA-OMEGAD-MINIBET-BET37-MINIBETD-BET37D
BET40-BET40D-CASTA-BRAMA-UBR530/2R-UBF530/2R
UBF850/2R



PROGRAMMSCHALTER 600/627/5280 2 NOCKEN

220/240V 50Hz - halbmondförmigen Achse ø 6x4,6 mm

für UNIVERBAR SPÜLMASCHINE MIX-TOP-ERGON-ERGOND
MIDI40-MIDI40D-SINCRO-SINCROD-MIDI50-MIDI50D-LOGOS
LOGOSD-OMEGA-OMEGAD-MINIBET-BET37-MINIBETD-BET37D
BET40-BET40D-CASTA-BRAMA-UBR530/2R-UBF530/2R
UBF850/2R



PROGRAMADOR 600/627/5280 2 LEVAS

220/240V 50Hz - perno a media luna ø 6x4,6 mm

para UNIVERBAR LAVAVAJILLAS MIX-TOP-ERGON-ERGOND
MIDI40-MIDI40D-SINCRO-SINCROD-MIDI50-MIDI50D-LOGOS
LOGOSD-OMEGA-OMEGAD-MINIBET-BET37-MINIBETD-BET37D
BET40-BET40D-CASTA-BRAMA-UBR530/2R-UBF530/2R
UBF850/2R



UNIVERBAR 4090

3322284



PROGRAMMATORE 7802DV 2 CAMME

ciclo 60/120 secondi

230V 50Hz

per UNIVERBAR LAVASTOVIGLIE COSMO-COMPACT



TIMER 7802DV 2 CAMS

60/120 seconds cycle

230V 50Hz

for UNIVERBAR DISHWASHER COSMO-COMPACT



PROGRAMMSCHALTER 7802DV 2 NOCKEN

Ablaufzeit 60/120 Sekunden

230V 50Hz

für UNIVERBAR SPÜLMASCHINE COSMO-COMPACT



PROGRAMADOR 7802DV 2 LEVAS

ciclo 60/120 segundos

230V 50Hz

para UNIVERBAR LAVAVAJILLAS COSMO-COMPACT



UNIVERBAR 4516



Adattabile per • Suitable for • Passend für • Adaptable

3349092



RACCORDO CON PORTAGOMMA

raccordo ø 1/2" - portagomma ø 12 mm



FITTING WITH HOSE-END

fitting ø 1/2" - hose-end ø 12 mm

FAGOR Z711904000



ANSCHLUSS MIT SCHLAUCHANSCHLUSS

Anschluss ø 1/2" - Schlauchanschluß ø 12 mm



RACOR CON PORTA GOMA

conexión ø 1/2" - porta goma ø 12 mm



3349097



RACCORDO PORTAGOMMA ø 1/2"

portagomma ø 13 mm

per JEMI LAVASTOVIGLIE GS6-GS6AF-GS83-GS100-GS102
GSP45



HOSE-END FITTING ø 1/2"

hose-end ø 13 mm

for JEMI DISHWASHER GS6-GS6AF-GS83-GS100-GS102
GSP45

JEMI 1014116



SCHLAUCHANSCHLUSS ø 1/2"

Schlauchanschluss ø 13 mm

für JEMI SPÜLMASCHINE GS6-GS6AF-GS83-GS100-GS102
GSP45



RACOR PORTAGOMA ø 1/2"

portagoma ø 13 mm

para JEMI LAVAVAJILLAS GS6-GS6AF-GS83-GS100-GS102
GSP45



3349098



RACCORDO PORTAGOMMA ø 1/2"

portagomma ø 13 mm

per JEMI LAVASTOVIGLIE GS2-GS6-GS6AF-GS83-GS100
GS102-GSP45



HOSE-END FITTING ø 1/2"

hose-end ø 13 mm

for JEMI DISHWASHER GS2-GS6-GS6AF-GS83-GS100
GS102-GSP45

JEMI 1014117



SCHLAUCHANSCHLUSS ø 1/2"

Schlauchanschluss ø 13 mm

für JEMI SPÜLMASCHINE GS2-GS6-GS6AF-GS83-GS100
GS102-GSP45



RACOR PORTAGOMA ø 1/2"

portagoma ø 13 mm

para JEMI LAVAVAJILLAS GS2-GS6-GS6AF-GS83-GS100
GS102-GSP45



3349093



RACCORDO ø 3/8" M CON PORTAGOMMA ø 10 mm

per LINEA BLANCA LAVASTOVIGLIE LC140-LC1500-LC1700
LC2000-LC2300-LC2300TR-LC2600-LC2800-LC3800-LC4200



FITTING ø 3/8" M WITH HOSE-END ø 10 mm

for LINEA BLANCA DISHWASHER LC140-LC1500-LC1700
LC2000-LC2300-LC2300TR-LC2600-LC2800-LC3800-LC4200

LINEA BLANCA A050041



ANSCHLUSS ø 3/8" M /SCHLAUCH. ø 10 mm

für LINEA BLANCA GESCHIRRSPÜLER LC140-LC1500-LC1700
LC2000-LC2300-LC2300TR-LC2600-LC2800-LC3800-LC4200



RACOR ø 3/8" M CON PORTA GOMA ø 10 mm

para LINEA BLANCA LAVAVAJILLAS LC140-LC1500-LC1700
LC2000-LC2300-LC2300TR-LC2600-LC2800-LC3800-LC4200



3786190



GUARNIZIONE PIANA ø 20x10x5 mm

per portagomma



FLAT GASKET ø 20x10x5 mm

for hose-end fitting

LINEA BLANCA A040058



FLACHDICHTUNG ø 20x10x5 mm

für Schlauchanschluss



JUNTA PLANA ø 20x10x5 mm

para porta goma



Regolatori di livello • Niveauregler Level regulators • Reguladores nivel



Adattabile per • Suitable for • Passend für • Adaptable

3341057



REGOLATORE DI LIVELLO 0,6A 240V
per SAMMIC LAVASTOVIGLIE SL23-SL2



LEVEL ADJUSTER 0.6A 240V
for SAMMIC DISHWASHER SL23-SL2

SAMMIC 2310475



NIVEAUREGLER 0,6A 240V
für SAMMIC SPÜLMASCHINE SL23-SL2



REGULADOR NIVEL 0,6A 240V
para SAMMIC LAVAVAJILLAS SL23-SL2



Relé • Relais Relays • Relés

FAGOR

3351158



ZOCCOLO UNDECAL ES11
10A 400V 11 poli



FOOT UNDECAL ES11
10A 400V 11 poles


FAGOR R743009000



SOCKEL UNDECAL ES11
10A 400V 11-polig



BASE UNDECAL ES11
10A 400V 11 polos



JEMI

3351030



RELE'R2-2012-23-5230 230V 50/60Hz 12A
per JEMI LAVASTOVIGLIE GS83-GS102-GSP45



RELAY R2-2012-23-5230 230V 50/60Hz 12A
for JEMI DISHWASHER GS83-GS102-GSP45

JEMI 2054010



RELAIS R2-2012-23-5230 230V 50/60Hz 12A
für JEMI SPÜLMASCHINE GS83-GS102-GSP45



RELE'R2-2012-23-5230 230V 50/60Hz 12A
para JEMI LAVAVAJILLAS GS83-GS102-GSP45



3351036



MINI RELÉ 40.51 10A 240V
1 contatto in commutazione



MINI RELAY 40.51 10A 240V
1 switching contact

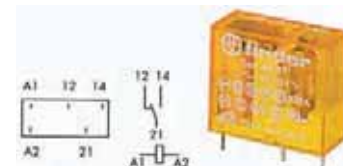
JEMI 2054012



MINI RELAIS 40.51 10A 240V
Kontakte: 1 Wechsler



MINI RELÉ 40.51 10A 240V
1 contacto de conmutación



3351039



ZOCCOLO MORSETTI P 5.0



TERMINAL BASE P 5.0

JEMI 2054013



KLEMMENSOCKEL P 5.0



BASE BORNES P 5.0





Adattabile per • Suitable for • Passend für • Adaptable

LINEA BLANCA - TORNADO

3351004



RELÉ DI POTENZA 56.32

12A 230V 50/60Hz

per LINEA BLANCA LAVASTOVIGLIE LC80-LC140-LC1000
LC1500-LC1700-LC2000-LC2300-LC2300TR-LC2600-LC2800



POWER RELAY 56.32

12A 230V 50/60Hz

for LINEA BLANCA DISHWASHER LC80-LC140-LC1000
LC1500-LC1700-LC2000-LC2300-LC2300TR-LC2600-LC2800

LINEA BLANCA A030056/1



LEISTUNGSRELAIS 56.32

12A 230V 50/60Hz


für LINEA BLANCA GESCHIRRSPÜLER LC80-LC140-LC1000
LC1500-LC1700-LC2000-LC2300-LC2300TR-LC2600-LC2800



RELÉ POTENCIA 56.32

12A 230V 50/60Hz

para LINEA BLANCA LAVAVAJILLAS LC80-LC140-LC1000
LC1500-LC1700-LC2000-LC2300-LC2300TR-LC2600-LC2800



3351032



RELE' DI POTENZA 66.82 30A 250V

per LINEA BLANCA LAVASTOVIGLIE LC80-LC140-LC1000
LC1500-LC1700-LC2000-LC2300-LC2300TR-LC2600-LC2800



POWER RELAY 66.82 30A 250V

for LINEA BLANCA DISHWASHER LC80-LC140-LC1000

LC1500-LC1700-LC2000-LC2300-LC2300TR-LC2600-LC2800

LINEA BLANCA A030055



LEISTUNGSRELAIS 66.82 30A 250V

für LINEA BLANCA SPÜLMASCHINE LC80-LC140-LC1000

LC1500-LC1700-LC2000-LC2300-LC2300TR-LC2600-LC2800



RELÉ POTENCIA 66.82 30A 250V

para LINEA BLANCA LAVASTOVIGLIE LC80-LC140-LC1000

LC1500-LC1700-LC2000-LC2300-LC2300TR-LC2600-LC2800



SAMMIC

1351006



RELÉ 230V 16A

per SAMMIC LAVASTOVIGLIE SL290BS



RELAYS 230V 16A

for SAMMIC DISHWASHER SL290BS

SAMMIC 2310415



RELAIS 230V 16A

für SAMMIC SPÜLMASCHINE SL290BS



RELÉ 230V 16A

para SAMMIC LAVAVAJILLAS SL290BS



3351035



RELE' DI POTENZA 16A 220V

per SAMMIC LAVASTOVIGLIE SL23-SL2



POWER RELAY 16A 250V

for SAMMIC DISHWASHER SL23-SL2

SAMMIC 4301854



LEISTUNGSRELAIS 16A 220V

für SAMMIC SPÜLMASCHINE SL23-SL2



RELÉ POTENCIA 16A 220V

para SAMMIC LAVAVAJILLAS SL23-SL2



3351034



RELE' DI POTENZA G7L-2A-TUBJ 25A 240V

per SAMMIC LAVASTOVIGLIE SL23-SL2



POWER RELAY G7L-2A-TUBJ 25A 240V

for SAMMIC DISHWASHER SL23-SL2

SAMMIC 2310410



LEISTUNGSRELAIS G7L-2A-TUBJ 25A 240V

für SAMMIC SPÜLMASCHINE SL23-SL2



RELÉ POTENCIA G7L-2A-TUBJ 25A 240V

para SAMMIC LAVAVAJILLAS SL23-SL2





3351018



RELÉ TERMICO 4,5/6,5A TA25DU6,5
per SAMMIC LAVASTOVIGLIE SU600S



THERMAL RELAY 4.5/6.5A TA25DU6.5
for SAMMIC DISHWASHER SU600S

SAMMIC 2306358



THERMORELAIS 4,5/6,5A TA25DU6,5
für SAMMIC SPÜLMASCHINE SU600S



RELÉ TÉRMICO 4,5/6,5A TA25DU6,5
para SAMMIC LAVAVAJILLAS SU600S



3351019



RELÉ TERMICO 7,5/11A TA25DU11
per SAMMIC LAVASTOVIGLIE SU600S



THERMAL RELAY 7.5/11A TA25DU11
for SAMMIC DISHWASHER SU600S

SAMMIC 2141177



THERMORELAIS 7,5/11A TA25DU11
für SAMMIC SPÜLMASCHINE SU600S



RELÉ TÉRMICO 7,5/11A TA25DU11
para SAMMIC LAVAVAJILLAS SU600S



3351033



RELE' TERMICO ABB TA25

6÷8,5A
1 contatto normalmente aperto
1 contatto normalmente chiuso
per SAMMIC LAVASTOVIGLIE SU600S



THERMAL RELAY ABB TA25

6÷8,5A
1 contact normally open
1 contact normally closed
for SAMMIC DISHWASHER SU600S

SAMMIC 2141175



THERMORELAIS ABB TA25

6÷8,5A
1 Kontakt normalerweise geöffnet
1 Kontakt normalerweise geschlossen
für SAMMIC SPÜLMASCHINE SU600S



RELÉ TÉRMICO ABB TA25

6÷8,5A
1 contacto normalmente abierto
1 contacto normalmente cerrado
para SAMMIC LAVAVAJILLAS SU600S



UNIVERBAR

3351029



RELE' BIPOLARE 62.82.8

16A 250V
per UNIVERBAR LAVASTOVIGLIE ERGON-ERGOND-MIDI40
MIDI40D-COMPACT-MICRO-UBR530/2R-UBF530/2R-ETRACR
ETRACF



BIPOLAR RELAY 62.82.8

16A 250V
for UNIVERBAR DISHWASHER ERGON-ERGOND-MIDI40
MIDI40D-COMPACT-MICRO-UBR530/2R-UBF530/2R-ETRACR
ETRACF

UNIVERBAR 4360



RELAJ 2-POLIG 62.82.8

16A 250V
für UNIVERBAR SPÜLMASCHINE ERGON-ERGOND-MIDI40
MIDI40D-COMPACT-MICRO-UBR530/2R-UBF530/2R-ETRACR
ETRACF



RELE' BIPOLAR 62.82.8

16A 250V
para UNIVERBAR LAVAVAJILLAS ERGON-ERGOND-MIDI40
MIDI40D-COMPACT-MICRO-UBR530/2R-UBF530/2R-ETRACR
ETRACF





Adattabile per • Suitable for • Passend für • Adaptable

FAGOR

3355655

 **RESISTENZA 9600W 230V**

profondità immersione 430 mm
flangia ø esterno 65 mm
con guaina portabulbo
per LAVASTOVIGLIE FI100



HEATING ELEMENT 9600W 230V

immersed length 430 mm
flange external ø 65 mm
with bulb sheath
for DISHWASHER FI100



HEIZKÖRPER 9600W 230V

Eintauchtiefe 430 mm
Flansch Aussen-ø 65 mm
mit Hülse für Wulst
für GESCHIRRSPÜLER FI100



RESISTENCIA 9600W 230V

profundidad inmersión 430 mm
brida ø exterior 65 mm
con vaina bulbo
para LAVAVAJILLAS FI100



FAGOR Z721701000

3186331

 **GUARNIZIONE OR 06250 EPDM**



O-RING 06250 EPDM



O-RING DICHTUNG 06250 EPDM



JUNTA OR 06250 EPDM



FAGOR Q307035000

3755579

 **RESISTENZA BOILER 2400W 230V**

profondità immersione 285 mm.
flangia ø esterno 87 mm.
per LVR10-LVC12/15



HEATING ELEMENT BOILER 2400W 230V

immersed length 285 mm
flange external ø 87 mm
for LVR10-LVC12/15



HEIZKÖRPER FÜR BOILER 2400W 230V

Eintauchtiefe 285 mm
Flansch Aussen ø 87 mm
für LVR10-LVC12/15



RESISTENCIA CALDERÍN 2400W 230V

profundidad inmersión 285 mm
brida ø exterior 87 mm
para LVR10-LVC12/15



FAGOR Z401738000

3186339

 **GUARNIZIONE OR 06175 EPDM**



O-RING 06175 EPDM



O-RING DICHTUNG 06175 EPDM



JUNTA ARO "O" 06175 EPDM



FAGOR Q307053000



3755580



RESISTENZA BOILER 2800W 230V

profondità immersione 285 mm.
flangia ø esterno 87 mm.
per LVC21



HEATING ELEMENT BOILER 2800W 230V

immersed length 285 mm
flange external ø 87 mm
for LVC21

FAGOR Z421711000



HEIZKÖRPER FÜR BOILER 2400W 230V

Eintauchtiefe 285 mm
Flansch Aussen ø 87 mm
für LVC21



RESISTENCIA CALDERÍN 2800W 230V

profundidad inmersión 285 mm
brida ø exterior 87 mm
para LVC21



3186339



GUARNIZIONE OR 06175 EPDM



O-RING 06175 EPDM

FAGOR Q307053000



O-RING DICHTUNG 06175 EPDM



JUNTA ARO "O" 06175 EPDM



3755581



RESISTENZA BOILER 2800W 230V

profondità immersione 425 mm
flangia ø esterno 97 mm
con guaina portabulbo
per FI30/48/48B/50



HEATING ELEMENT BOILER 2800W 230V

immersed length 425 mm
flange external ø 97 mm
with bulb sheath
for FI30/48/48B/50

FAGOR Z201706000

FAGOR Z651735000



HEIZKÖRPER FÜR BOILER 2800W 230V

Eintauchtiefe 425 mm
Flansch Aussen ø 97 mm
mit Hülse für Wulst
für FI30/48/48B/50



RESISTENCIA CALDERÍN 2800W 230V

profundidad inmersión 425 mm
brida ø exterior 97 mm
con vaina bulbo
para FI30/48/48B/50



3186331



GUARNIZIONE OR 06250 EPDM



O-RING 06250 EPDM

FAGOR Q307035000



O-RING DICHTUNG 06250 EPDM



JUNTA OR 06250 EPDM





Adattabile per • Suitable for • Passend für • Adaptable

3755582



RESISTENZA BOILER 6000W 230/400V

profondità immersione 420 mm.
flangia ø esterno 97 mm.
con guaina portabulbo
per FI64/64B/72



HEATING ELEMENT BOILER 6000W 230/400V

immersed length 420 mm
flange external ø 97 mm
with bulb sheath
for FI64/64B/72



HEIZKÖRPER FÜR BOILER 6000W 230/400V

Eintauchtiefe 420 mm
Flansch Aussen ø 97 mm
mit Hülse für Wulst
für FI64/64B/72



RESISTENCIA CALDERÍN 6000W 230/400V

profundidad inmersión 420 mm
brida ø exterior 97 mm
con vaina bulbo
para FI64/64B/72



FAGOR Z241701000

FAGOR Z661711000

3186331



GUARNIZIONE OR 06250 EPDM



O-RING 06250 EPDM



O-RING DICHTUNG 06250 EPDM



JUNTA OR 06250 EPDM



FAGOR Q307035000

3355977



RESISTENZA 2800W 230V

lunghezza 335 mm - larghezza 360 mm
flangia ø esterno 65 mm



HEATING ELEMENT 2800W 230V

length 335 mm - width 360 mm
flange external ø 65 mm



HEIZKÖRPER 2800W 230V

Länge 335 mm - Breite 360 mm
Flansch Aussen ø 65 mm



RESISTENCIA 2800W 230V

profundidad inmersión 335 mm - anchura 360 mm
brida ø exterior 65 mm



FAGOR Z653610000

3355978



TAPPO PROTEZIONE RESISTENZA ø 53 mm



PROTECTION CAP FOR HEATING ELEMENT ø 53



STÖPSEL F/HEIZKÖRPERSCHUTZ ø 53 mm



TAPÓN PROTECCIÓN RESISTENCIA ø 53 mm



FAGOR Z401713000

3355979



RESISTENZA 2000W 230V

lunghezza 280 mm - larghezza 125 mm
attacchi ø 1/4"



HEATING ELEMENT 2000W 230V

length 280 mm - width 125 mm
connections ø 1/4"



HEIZKÖRPER 2000W 230V

Länge 280 mm - Breite 125 mm
Anschlüsse ø 1/4"



RESISTENCIA 2000W 230V

longitud 280 mm - ancho 125 mm
conexiones ø 1/4"



FAGOR Z603601000



3755576



RESISTENZA VASCA 2000W 230V

profondità immersione 285 mm.
larghezza 80 mm.
flangia 80x27 mm.
per LVC15/21



HEIZKÖRPER FÜR TANK 2000W 230V

Eintauchtiefe 285 mm
Breite 80 mm
Flansch 80x27 mm
für LVC15/21



HEATING ELEMENT TANK 2000W 230V

immersed length 285 mm
width 80 mm
flange 80x27 mm
for LVC15/21



RESISTENCIA CUBA 2000W 230V

profundidad inmersión 285 mm
anchura 80 mm
brida 80x27 mm
para LVC15/21

FAGOR R223005000

3755577



RESISTENZA VASCA 2800W 230V

profondità immersione 370 mm
larghezza 90 mm
flangia 80x27 mm
per FI30/48/50/64/72/100/120-MF120



HEIZKÖRPER FÜR TANK 2800W 230V

Eintauchtiefe 370 mm
Breite 90 mm
Flansch 80x27 mm
für FI30/48/50/64/72/100/120-MF120



HEATING ELEMENT TANK 2800W 230V

immersed length 370 mm
width 90 mm
flange 80x27 mm
for FI30/48/50/64/72/100/120-MF120



RESISTENCIA CUBA 2800W 230V

profundidad inmersión 370 mm
anchura 90 mm
brida 80x27 mm
para FI30/48/50/64/72/100/120-MF120

FAGOR Z203601000

3755578



RESISTENZA VASCA 1000W 230V

profondità immersione 270 mm.
larghezza 60 mm.
flangia 80x27 mm.
per LVR10-LVC12



HEIZKÖRPER FÜR TANK 1000W 230V

Eintauchtiefe 270 mm
Breite 60 mm
Flansch 80x27 mm
für LVR10-LVC12



HEATING ELEMENT TANK 1000W 230V

immersed length 270 mm
width 60 mm
flange 80x27 mm
for LVR10-LVC12



RESISTENCIA CUBA 1000W 230V

profundidad inmersión 270 mm
anchura 60 mm
brida 80x27 mm
para LVR10-LVC12

FAGOR Z733601000

3755949



RESISTENZA 4500W 230V

profondità immersione 365 mm - larghezza 65 mm
flangia 80x27 mm



HEIZKÖRPER 4500W 230V

Eintauchtiefe 365 mm - Breite 65 mm
Flansch 80x27 mm



HEATING ELEMENT 4500W 230V

submersed length 365 mm - width 65 mm
flange 80x27 mm



RESISTENCIA 4500W 230V

profundidad inmersión 365 mm - anchura 65 mm
brida 80x27 mm

FAGOR Z743601000



Adattabile per • Suitable for • Passend für • Adaptable

JEMI

3455003



RESISTENZA 9800W 240V

lunghezza 420 mm
flangia ø esterno 60 mm
con guaina portabulbo
per JEMI LAVASTOVIGLIE GS102-GSP45-MA/MC



HEATING ELEMENT 9800W 240V

length 420 mm
flange external ø 60 mm
with thermostat probe receptacle
for JEMI DISHWASHER GS102-GSP45-MA/MC



HEIZKÖRPER 9800W 240V

Länge 420 mm
Flansch ø Außen 60 mm
mit Hülse für Wulst
für JEMI SPÜLMASCHINE GS102-GSP45-MA/MC



RESISTENCIA 9800W 240V

longitud 420 mm
brida ø exterior 60 mm
con vaina bulbo
para JEMI LAVAVAJILLAS GS102-GSP45-MA/MC



JEMI 2001192

3455005



RESISTENZA 6000W 254V

lunghezza 290 mm
flangia ø esterno 60 mm
con guaina portabulbo
per JEMI LAVASTOVIGLIE GS30-GS82-GS100-GS102-GSP45
MA-MC



HEATING ELEMENT 6000W 254V

length 290 mm
flange external ø 60 mm
with thermostat probe receptacle
for JEMI DISHWASHER GS30-GS82-GS100-GS102-GSP45
MA-MC



HEIZKÖRPER 6000W 254V

Länge 290 mm
Flansch ø Außen 60 mm
mit Hülse für Wulst
für JEMI SPÜLMASCHINE GS30-GS82-GS100-GS102-GSP45
MA-MC



RESISTENCIA 6000W 254V

longitud 290 mm
brida ø exterior 60 mm
con vaina bulbo
para JEMI LAVAVAJILLAS GS30-GS82-GS100-GS102-GSP45
MA-MC



JEMI 2001188

3455007



FLANGIA FISSAGGIO RESISTENZA

interasse fori di fissaggio 58 mm



FIXING FLANGE FOR HEATING ELEMENT

distance between holes 58 mm



FLANSCH VON BEFESTIGUNG FÜR HEIZKÖRPER

Achsabstand 58 mm



BRIDA ANCLAJE RESISTENCIA

distancia entre ejes agujeros 58 mm



JEMI 5537005

3755005



RESISTENZA BOILER 2600W 230V

profondità immersione 250 mm
flangia ø esterno 60 mm
completa di guarnizione OR ø 58 (3186013)
per JEMI LAVASTOVIGLIE GS2-GS6-GS6AF-GS7



HEATING ELEMENT FOR BOILER 2600W 230V

immersed length 250 mm
flange external ø 60 mm
complete with o-ring ø 58 mm (3186013)
for JEMI DISHWASHER GS2-GS6-GS6AF-GS7



HEIZKÖRPER FÜR BOILER 230V 2600W

Eintauchtiefe 250 mm
Flansch Aussen ø 60 mm
komplett mit O-Ring Dichtung ø 58 (3186013)
für JEMI SPÜLMASCHINE GS2-GS6-GS6AF-GS7



RESISTENCIA CALDERÍN 2600W 230V

profundidad inmersión 250 mm
brida ø exterior 60 mm
con junta aro "O" ø 58 (3186013)
para JEMI LAVAVAJILLAS GS2-GS6-GS6AF-GS7



JEMI 2001120

JEMI 2001121

JEMI 2001121+2514180



3755009



RESISTENZA BOILER 4800W 240V

profondità immersione 280 mm
flangia ø esterno 60 mm
con guaina portabulbo
completa di guarnizione OR ø 58 (3186013)
per JEMI LAVASTOVIGLIE GS7-GS9-GS19-GS20-GS82-GS83
GS100-GS102



HEATING ELEMENT FOR BOILER 4800W 240V

immersed length 280 mm
flange external ø 60 mm
complete with bulb sheath
complete with o-ring ø 58 mm (3186013)
for JEMI DISHWASHER GS7-GS9-GS19-GS20-GS82-GS83
GS100-GS102



HEIZKÖRPER FÜR BOILER 4800W 240V

Eintauchtiefe 280 mm
Flansch Aussen-ø 60 mm
mit Hülse für Wülst
komplett mit O-Ring Dichtung ø 58 (3186013)
für JEMI SPÜLMASCHINE GS7-GS9-GS19-GS20-GS82-GS83
GS100-GS102



RESISTENCIA CALDERÍN 4800W 240V

profundidad inmersión 280 mm
brida ø exterior 60 mm
con vaina bulbo
con junta aro "O" ø 58 (3186013)
para JEMI LAVAVAJILLAS GS7-GS9-GS19-GS20-GS82-GS83
GS100-GS102



JEMI

3755014



RESISTENZA BOILER 6000W 230V

profondità immersione 290 mm
flangia ø esterno 60 mm
con guaina portabulbo
completa di guarnizione OR ø 58 (3186013)
per JEMI LAVASTOVIGLIE GS30-GS82-GS83-GS100-GS102
GSP45



HEATING ELEMENT FOR BOILER 6000W 230V

immersed length 290 mm
flange external ø 60 mm
complete with bulb sheath
complete with o-ring ø 58 mm (3186013)
for JEMI DISHWASHER GS30-GS82-GS83-GS100-GS102
GSP45



HEIZKÖRPER FÜR BOILER 6000W 230V

Eintauchtiefe 290 mm
Flansch Aussen-ø 60 mm
mit Hülse für Wülst
komplett mit O-Ring Dichtung ø 58 (3186013)
für JEMI SPÜLMASCHINE GS30-GS82-GS83-GS100-GS102
GSP45



RESISTENCIA CALDERÍN 6000W 230V

profundidad inmersión 290 mm
brida ø exterior 60 mm
con vaina bulbo
con junta aro "O" ø 58 (3186013)
para JEMI LAVAVAJILLAS GS30-GS82-GS83-GS100-GS102
GSP45



JEMI 2001187+2514180

3455002



RESISTENZA 4500W 254V

lunghezza 305 mm - larghezza 60 mm
flangia ø esterno 60 mm
per JEMI LAVASTOVIGLIE GS30



HEATING ELEMENT 4500W 254V

length 305 mm - width 60 mm
flange external ø 60 mm
for JEMI DISHWASHER GS30



HEIZKÖRPER 4500W 254V

Länge 305 mm - Breite 60 mm
Flansch ø Außen 60 mm
für JEMI SPÜLMASCHINE GS30



RESISTENCIA 4500W 254V

longitud 305 mm - anchura 60 mm
brida ø exterior 60 mm
para JEMI LAVAVAJILLAS GS30



JEMI 2001233



Adattabile per • Suitable for • Passend für • Adaptable

3455004



RESISTENZA 5000W 440V

lunghezza 330 mm - larghezza 105 mm
flangia ø esterno 60 mm
per JEMI LAVASTOVIGLIE GS82-GS82M-GS100



HEATING ELEMENT 5000W 440V

length 330 mm - width 105 mm
flange external ø 60 mm
for JEMI DISHWASHER GS82-GS82M-GS100



HEIZKÖRPER 5000W 440V

Länge 330 mm - Breite 105 mm
Flansch ø Außen 60 mm
für JEMI SPÜLMASCHINE GS82-GS82M-GS100



RESISTENCIA 5000W 440V

longitud 330 mm - anchura 105 mm
brida ø exterior 60 mm
para JEMI LAVAVAJILLAS GS82-GS82M-GS100



JEMI 2001245

3755003



RESISTENZA VASCA 2400W 230V

profondità immersione 180 mm
larghezza 45 mm - flangia ø esterno 60 mm
per JEMI LAVASTOVIGLIE GS2-GS3-GS4/2-GS4/2AF-GS6
GS6AF-GS7-GS8/2-GS9-GS18-GS19



HEATING ELEMENT FOR TANK 2400W 230V

immersed length 180 mm
width 45 mm - flange external ø 60 mm
for JEMI DISHWASHER GS2-GS3-GS4/2-GS4/2AF-GS6
GS6AF-GS7-GS8/2-GS9-GS18-GS19



HEIZKÖRPER FÜR TANK 2400W 230V

Eintauchtiefe 180 mm
Breite 45 mm - Flansch ø Außen 60 mm
für JEMI SPÜLMASCHINE GS2-GS3-GS4/2-GS4/2AF-GS6
GS6AF-GS7-GS8/2-GS9-GS18-GS19



RESISTENCIA CUBA 2400W 230V

profundidad inmersión 180 mm
anchura 45 mm - brida ø exterior 60 mm
para JEMI LAVAVAJILLAS GS2-GS3-GS4/2-GS4/2AF-GS6
GS6AF-GS7-GS8/2-GS9-GS18-GS19



JEMI 2001211

3755007



RESISTENZA VASCA 4800W 240V

profondità immersione 280 mm
flangia ø esterno 60 mm
per JEMI LAVASTOVIGLIE GS7-GS9-GS19-GS20-GS30



HEATING ELEMENT FOR TANK 4800W 240V

immersed length 280 mm
flange external ø 60 mm
for JEMI DISHWASHER GS7-GS9-GS19-GS20-GS30



HEIZKÖRPER FÜR TANK 4800W 240V

Eintauchtiefe 280 mm
Flansch Aussen ø 60 mm
für JEMI SPÜLMASCHINE GS7-GS9-GS19-GS20-GS30



RESISTENCIA CUBA 4800W 240V

profundidad inmersión 280 mm
brida ø exterior 60 mm
para JEMI LAVAVAJILLAS GS7-GS9-GS19-GS20-GS30



JEMI 2001232

3355996



RESISTENZA 1100W 240V

lunghezza 190 mm - larghezza 230 mm
attacchi ø 13 mm
per JEMI LAVASTOVIGLIE MA/MC



HEATING ELEMENT 1100W 240V

length 190 mm - width 230 mm
connections ø 13 mm
for JEMI DISHWASHER MA/MC



HEIZKÖRPER 1100W 240V

Länge 190 mm - Breite 230 mm
Anschlüsse ø 13 mm
für JEMI SPÜLMASCHINE MA/MC



RESISTENCIA 1100W 240V

longitud 190 mm - anchura 230 mm
conexiones ø 13 mm
para JEMI LAVAVAJILLAS MA/MC



JEMI 2001302



3355997



RESISTENZA 1500W 230V

lunghezza 185 mm - larghezza 210 mm
attacchi ø 13 mm
per JEMI LAVASTOVIGLIE MA/MC



HEATING ELEMENT 1500W 230V

length 185 mm - width 210 mm
connections ø 13 mm
for JEMI DISHWASHER MA/MC



HEIZKÖRPER 1500W 230V

Länge 185 mm - Breite 210 mm
Anschlüsse ø 13 mm
für JEMI SPÜLMASCHINE MA/MC



RESISTENCIA 1500W 230V

longitud 185 mm - anchura 210 mm
conexiones ø 13 mm
para JEMI LAVAVAJILLAS MA/MC



JEMI 2001303

3355998



RESISTENZA 2100W 240V

lunghezza 180 mm - larghezza 220 mm
attacchi ø 13 mm
per JEMI LAVASTOVIGLIE MA/MC



HEATING ELEMENT 2100W 240V

length 180 mm - width 220 mm
connections ø 13 mm
for JEMI DISHWASHER MA/MC



HEIZKÖRPER 2100W 240V

Länge 180 mm - Breite 220 mm
Anschlüsse ø 13 mm
für JEMI SPÜLMASCHINE MA/MC



RESISTENCIA 2100W 240V

longitud 180 mm - anchura 220 mm
conexiones ø 13 mm
para JEMI LAVAVAJILLAS MA/MC



JEMI 2001301

3355999



RESISTENZA 2000W 254V

lunghezza 210 mm - larghezza 240 mm
attacchi ø 12 mm
per JEMI LAVASTOVIGLIE MA/MC



HEATING ELEMENT 2000W 254V

length 210 mm - width 240 mm
connections ø 12 mm
for JEMI DISHWASHER MA/MC



HEIZKÖRPER 2000W 254V

Länge 210 mm - Breite 240 mm
Anschlüsse ø 12 mm
für JEMI SPÜLMASCHINE MA/MC



RESISTENCIA 2000W 254V

longitud 210 mm - anchura 240 mm
conexiones ø 12 mm
para JEMI LAVAVAJILLAS MA/MC



JEMI 2001304

3455001



RESISTENZA 3000W 230V

lunghezza 185 mm - larghezza 210 mm
attacchi ø 13 mm
per JEMI LAVASTOVIGLIE MA/MC



HEATING ELEMENT 3000W 230V

length 185 mm - width 210 mm
connections ø 13 mm
for JEMI DISHWASHER MA/MC



HEIZKÖRPER 3000W 230V

Länge 185 mm - Breite 210 mm
Anschlüsse ø 13 mm
für JEMI SPÜLMASCHINE MA/MC



RESISTENCIA 3000W 230V

longitud 185 mm - anchura 210 mm
conexiones ø 13 mm
para JEMI LAVAVAJILLAS MA/MC



JEMI 2001310



Adattabile per • Suitable for • Passend für • Adaptable

LINEA BLANCA - TORNADO

3755035



RESISTENZA 6000W 220V

profondità immersione 310 mm
flangia ø esterno 60 mm
con guaina portabulbo
completa di guarnizione OR ø 58 (3186013)
per LINEA BLANCA LAVASTOVIGLIE LC2800-LC3800
LC4200



HEATING ELEMENT 6000W 220V

immersed length 310 mm
flange external ø 60 mm
with bulb sheath
complete with O-Ring ø 58 (3186013)
for LINEA BLANCA DISHWASHER LC2800-LC3800
LC4200

LINEA BLANCA A030017



HEIZKÖRPER 6000W 220V

Eintauchtiefe 310 mm
Flansch Aussen ø 60 mm
mit Hülse für Fühler
komplett mit O-Ring Dichtung ø 58 (3186013)
für LINEA BLANCA GESCHIRRSPÜLER LC2800-LC3800
LC4200



RESISTENCIA 6000W 220V

profundidad inmersión 310 mm
brida ø exterior 60 mm
con vaina bulbo
con junta aro "O" ø 58 (3186013)
para LINEA BLANCA LAVAVAJILLAS LC2800-LC3800
LC4200



3186013



GUARNIZIONE OR 06187 NBR ø 58 mm



O-RING 06187 NBR ø 58 mm

LINEA BLANCA A040026



O-RING OR 06187 NBR ø 58 mm



JUNTA ARO "O" 06187 NBR ø 58 mm



3755040



RESISTENZA 2700W 220V

profondità immersione 280 mm
ø esterno sede OR 46 mm
per LINEA BLANCA LAVASTOVIGLIE LC1000-LC1500
LC1700



HEATING ELEMENT 2700W 220V

immersed length 280 mm
O-ring seat external ø 46 mm
for LINEA BLANCA DISHWASHER LC1000-LC1500
LC1700

LINEA BLANCA A030019/1+A040028



HEIZKÖRPER 2700W 220V

Eintauchtiefe 280 mm
O-Ring Sitz aussen ø 46 mm
für LINEA BLANCA GESCHIRRSPÜLER LC1000-LC1500
LC1700



RESISTENCIA 2700W 220V

profundidad inmersión 280 mm
ø exterior sede aro "O" 46 mm
para LINEA BLANCA LAVAVAJILLAS LC1000-LC1500
LC1700



1186621



GUARNIZIONE RESISTENZA

dimensioni 78x78x3 mm
interasse fori 58 mm
foro interno 40 mm



GASKET FOR HEATING ELEMENT

dimensions 78x78x3 mm
distance between holes 58 mm
internal hole 40 mm

LINEA BLANCA A040047



DICHTUNG FÜR HEIZKÖRPER

Grösse: 78x78x3 mm
Bohrungsabstand: 58 mm
Innenloch 40 mm.



JUNTA RESISTENCIA

dimensiones 78x78x3 mm
distancia entre ejes foros 58 mm
foro interior 40 mm





3755044



RESISTENZA 3000W 220V

profondità immersione 280 mm
ø esterno sede OR 46 mm
per LINEA BLANCA LAVASTOVIGLIE LC2000-LC2300
LC2600



HEATING ELEMENT 3000W 220V

immersed length 280 mm
O-ring seat external ø 46 mm
for LINEA BLANCA DISHWASHER LC2000-LC2300
LC2600

LINEA BLANCA A030020



HEIZKÖRPER 3000W 220V

Eintauchtiefe 280 mm
O-Ring Sitz aussen ø 46 mm
für LINEA BLANCA GESCHIRRSPÜLER LC2000-LC2300
LC2600



RESISTENCIA 3000W 220V

profundidad inmersión 280 mm
ø exterior sede aro "O" 46 mm
para LINEA BLANCA LAVAVAJILLAS LC2000-LC2300
LC2600



3755045



RESISTENZA 4500W 220V

profondità immersione 275 mm
flangia ø esterno 55 mm
completa di guarnizione OR ø 48 (3186001)
per LINEA BLANCA LAVASTOVIGLIE LC2300TR



HEATING ELEMENT 4500W 220V

immersed length 275 mm
flange external ø 55 mm
complete with O-Ring ø 48 (3186001)
for LINEA BLANCA DISHWASHER LC2300TR

LINEA BLANCA A030013



HEIZKÖRPER 4500W 220V

Eintauchtiefe 275 mm
Flansch Aussen ø 55 mm
komplett mit O-Ring Dichtung ø 48 (3186001)
für LINEA BLANCA GESCHIRRSPÜLER LC2300TR



RESISTENCIA 4500W 220V

profundidad inmersión 275 mm
brida ø exterior 55 mm
con junta aro "O" ø 48 (3186001)
para LINEA BLANCA LAVAVAJILLAS LC2300TR



3786189



GUARNIZIONE OR ø 52x40x6 mm

per resistenza
per LINEA BLANCA LAVASTOVIGLIE LC2300TR



O-RING ø 52x40x6 mm

for heating element
for LINEA BLANCA DISHWASHER LC2300TR

LINEA BLANCA A040028



DICHTUNG OR ø 52x40x6 mm

für Heizkörper
für LINEA BLANCA SPÜLMASCHINE LC2300TR



JUNTA OR ø 52x40x6 mm

para resistencia
para LINEA BLANCA LAVAVAJILLAS LC2300TR



3355585



RESISTENZA 2000W 220V

profondità immersione 270 mm - larghezza 60 mm
flangia 80x29 mm
per LINEA BLANCA LAVASTOVIGLIE LC80



HEATING ELEMENT 2000W 220V

immersed length 270 mm - width 60 mm
flange 80x29 mm
for LINEA BLANCA DISHWASHER LC80

LINEA BLANCA A030021



HEIZKÖRPER 2000W 220V

Eintauchtiefe 270 mm - Breite 60 mm
Flansch 80x29 mm
für LINEA BLANCA GESCHIRRSPÜLER LC80



RESISTENCIA 2000W 220V

profundidad inmersión 270 mm - anchura 60 mm
brida 80x29 mm
para LINEA BLANCA LAVAVAJILLAS LC80





Adattabile per • Suitable for • Passend für • Adaptable

3355587



RESISTENZA 2700W 220V

profondità immersione 265 mm - larghezza 60 mm
flangia 80x29
per LINEA BLANCA LAVASTOVIGLIE LC140



HEATING ELEMENT 2700W 220V

immersed length 265 mm - width 60 mm
flange 80x29 mm
for LINEA BLANCA DISHWASHER LC140



HEIZKÖRPER 2700W 220V

Eintauchtiefe 265 mm - Breite 60 mm
Flansch 80x29
für LINEA BLANCA GESCHIRRSPÜLER LC140



RESISTENCIA 2700W 220V

profundidad inmersión 265 mm - anchura 60 mm
brida 80x29
para LINEA BLANCA LAVAVAJILLAS LC140



LINEA BLANCA A030022

3355627



RESISTENZA 3000W 220V

profondità immersione 345 mm - altezza 50 mm
flangia ø esterno 60 mm
completa di guarnizione OR ø 58 (3186013)
per LINEA BLANCA LAVASTOVIGLIE LC2600-LC2800



HEATING ELEMENT 3000W 220V

immersed length 345 mm - height 50 mm
flange external ø 60 mm
complete with O-Ring ø 58 (3186013)
for LINEA BLANCA DISHWASHER LC2600-LC2800



HEIZKÖRPER 3000W 220V

Eintauchtiefe 345 mm - Höhe 50 mm
Flansch Aussen ø 60 mm
komplett mit O-Ring Dichtung ø 58 (3186013)
für LINEA BLANCA GESCHIRRSPÜLER LC2600-LC2800



RESISTENCIA 3000W 220V

profundidad inmersión 345 mm - anchura 50 mm
brida ø exterior 60 mm
con junta aro "O" ø 58 (3186013)
para LINEA BLANCA LAVAVAJILLAS LC2600-LC2800



LINEA BLANCA A030016

3186013



GUARNIZIONE OR 06187 NBR ø 58 mm



O-RING 06187 NBR ø 58 mm



O-RING OR 06187 NBR ø 58 mm



JUNTA ARO "O" 06187 NBR ø 58 mm



LINEA BLANCA A040026

3355641



RESISTENZA 2500W 220V

profondità immersione 340 mm - altezza 42 mm
flangia ø esterno 60 mm
completa di guarnizione OR ø 58 (3186013)
per LINEA BLANCA LAVASTOVIGLIE LC2300TR



HEATING ELEMENT 2500W 220V

immersed length 340 mm - height 42 mm
flange external ø 60 mm
complete with O-Ring ø 58 (3186013)
for LINEA BLANCA DISHWASHER LC2300TR



HEIZKÖRPER 2500W 220V

Eintauchtiefe 340 mm - Höhe 42 mm
Flansch Aussen ø 60 mm
komplett mit O-Ring Dichtung ø 58 (3186013)
für LINEA BLANCA GESCHIRRSPÜLER LC2300TR



RESISTENCIA 2500W 220V

profundidad inmersión 340 mm - altura 42 mm
brida ø exterior 60 mm
con junta aro "O" ø 58 (3186013)
para LINEA BLANCA LAVAVAJILLAS LC2300TR



LINEA BLANCA A030014



3755039



RESISTENZA 5000W 230V

profondità immersione 350 mm
larghezza 40 mm - altezza 50 mm
flangia ø esterno 60 mm
completa di guarnizione OR ø 58 (3186013)
per LINEA BLANCA LAVASTOVIGLIE LC3800-LC4200



HEATING ELEMENT 5000W 230V

immersed length 350 mm
width 40 mm - height 50 mm
flange external ø 60 mm
complete with O-Ring ø 58 (3186013)
for LINEA BLANCA DISHWASHER LC3800-LC4200



HEIZKÖRPER 5000W 230V

Eintauchtiefe 350 mm
Breite 40 mm - Höhe 50 mm
Flansch Aussen ø 60 mm
komplett mit O-Ring Dichtung ø 58 (3186013)
für LINEA BLANCA GESCHIRRSPÜLER LC3800-LC4200



RESISTENCIA 5000W 230V

profundidad inmersión 350 mm
anchura 40 mm - altura 50 mm
brida ø exterior 60 mm
con junta aro "O" ø 58 (3186013)
para LINEA BLANCA LAVAVAJILLAS LC3800-LC4200

LINEA BLANCA A030015

3755046



RESISTENZA 2000W 230V

lunghezza 325 mm - larghezza 80 mm
raccordo ø 12 mm
per LINEA BLANCA LAVASTOVIGLIE LC1000-LC1500
LC1700-LC2000-LC2300



HEATING ELEMENT 2000W 230V

length 325 mm - width 80 mm
fitting ø 12 mm
for LINEA BLANCA DISHWASHER LC1000-LC1500
LC1700-LC2000-LC2300



HEIZKÖRPER 2000W 230V

Länge 325 mm - Breite 80 mm
Anschluss ø 12 mm
für LINEA BLANCA GESCHIRRSPÜLER LC1000-LC1500
LC1700-LC2000-LC2300



RESISTENCIA 2000W 230V

longitud 325 mm - anchura 80 mm
racor ø 12 mm
para LINEA BLANCA LAVAVAJILLAS LC1000-LC1500
LC1700-LC2000-LC2300

LINEA BLANCA A030018PL

SAMMIC

3455008



RESISTENZA 6000W 230V

lunghezza 270 mm
flangia ø esterno 70 mm
con guaina portabulbo
completa di guarnizione OR ø 67
completa di flangia fissaggio
completa di protezione
per SAMMIC LAVASTOVIGLIE SU600S



HEATING ELEMENT 6000W 230V

length 270 mm
flange external ø 70 mm
with thermostat probe receptacle
complete with gasket OR ø 67
complete with fixing flange
complete with protection
for SAMMIC DISHWASHER SU600S



HEIZKÖRPER 6000W 230V

Länge 270 mm
Flansch ø Außen 70 mm
mit Hülse für Wulst
mit Dichtung ø 67
komplett mit Befestigungsflansch
mit Schutz
für SAMMIC SPÜLMASCHINE SU600S



RESISTENCIA 6000W 230V

longitud 270 mm
brida ø exterior 70 mm
con vaina bulbo
con junta aro "O" ø 67
con brida de anclaje
con protección
para SAMMIC LAVAVAJILLAS SU600S

SAMMIC 2319039



Adattabile per • Suitable for • Passend für • Adaptable

3455009



RESISTENZA 6000W 230V

lunghezza 455 mm
flangia ø esterno 72 mm
con guaina portabulbo
completa di guarnizione OR ø 67
completa di flangia fissaggio
completa di protezione
per SAMMIC LAVASTOVIGLIE SU600S



HEATING ELEMENT 6000W 230V

length 455 mm
flange external ø 72 mm
with thermostat probe receptacle
complete with gasket OR ø 67
complete with fixing flange
complete with protection
for SAMMIC DISHWASHER SU600S



HEIZKÖRPER 6000W 230V

Länge 455 mm
Flansch ø Außen 72 mm
mit Hülse für Wulst
mit Dichtung ø 67
komplett mit Befestigungsflansch
mit Schutz
für SAMMIC SPÜLMASCHINE SU600S



RESISTENCIA 6000W 230V

longitud 455 mm
brida ø exterior 72 mm
con vaina bulbo
con junta aro "O" ø 67
con brida de anclaje
con protección
para SAMMIC LAVAVAJILLAS SU600S

SAMMIC 2309098

3455010



RESISTENZA 9000W 230V

lunghezza 520 mm
flangia ø esterno 70 mm
con guaina portabulbo
completa di guarnizione OR ø 67
completa di flangia fissaggio
completa di protezione
per SAMMIC LAVASTOVIGLIE SU600S



HEATING ELEMENT 9000W 230V

length 520 mm
flange external ø 70 mm
with thermostat probe receptacle
complete with gasket OR ø 67
complete with fixing flange
complete with protection
for SAMMIC DISHWASHER SU600S



HEIZKÖRPER 9000W 230V

Länge 520 mm
Flansch ø Außen 70 mm
mit Hülse für Wulst
mit Dichtung ø 67
komplett mit Befestigungsflansch
mit Schutz
für SAMMIC SPÜLMASCHINE SU600S



RESISTENCIA 9000W 230V

longitud 520 mm
brida ø exterior 70 mm
con vaina bulbo
con junta aro "O" ø 67
con brida de anclaje
con protección
para SAMMIC LAVAVAJILLAS SU600S

SAMMIC 2309858

3455012



RESISTENZA 2000W 230V

lunghezza 265 mm
flangia ø esterno 55 mm
con guaina portabulbo
completa di guarnizione ø 52 mm
per SAMMIC LAVASTOVIGLIE SL18



HEATING ELEMENT 2000W 230V

length 265 mm
flange external ø 55 mm
with thermostat probe receptacle
complete with gasket ø 52 mm
for SAMMIC DISHWASHER SL18



HEIZKÖRPER 2000W 230V

Länge 265 mm
Flansch ø Außen 55 mm
mit Hülse für Wulst
mit Dichtung ø 52 mm
für SAMMIC SPÜLMASCHINE SL18



RESISTENCIA 2000W 230V

longitud 265 mm
brida ø exterior 55 mm
con vaina bulbo
con racor prensaestopa ø M9x1 - 16A 250V
para SAMMIC LAVAVAJILLAS SL18

SAMMIC 2313132



3455013



RESISTENZA 3000W 230V

lunghezza 305 mm
flangia ø esterno 70 mm
con guaina portabulbo
completa di guarnizione OR ø 67
per SAMMIC LAVASTOVIGLIE SL290BS



HEATING ELEMENT 3000W 230V

length 305 mm
flange external ø 70 mm
with thermostat probe receptacle
complete with gasket OR ø 67
for SAMMIC DISHWASHER SL290BS



HEIZKÖRPER 3000W 230V

Länge 305 mm
Flansch ø Außen 70 mm
mit Hülse für Wulst
mit Dichtung ø 67
für SAMMIC SPÜLMASCHINE SL290BS



RESISTENCIA 3000W 230V

longitud 305 mm
brida ø exterior 70 mm
con vaina bulbo
con junta aro "O" ø 67
para SAMMIC LAVAVAJILLAS SL290BS

SAMMIC 2309778

3455014



RESISTENZA 4500W 230V

lunghezza 370 mm
flangia ø esterno 70 mm
con guaina portabulbo
completa di guarnizione OR ø 67
per SAMMIC LAVASTOVIGLIE SL290BS



HEATING ELEMENT 4500W 230V

length 370 mm
flange external ø 70 mm
with thermostat probe receptacle
complete with gasket OR ø 67
for SAMMIC DISHWASHER SL290BS



HEIZKÖRPER 4500W 230V

Länge 370 mm
Flansch ø Außen 70 mm
mit Hülse für Wulst
mit Dichtung ø 67
für SAMMIC SPÜLMASCHINE SL290BS



RESISTENCIA 4500W 230V

longitud 370 mm
brida ø exterior 70 mm
con vaina bulbo
con junta aro "O" ø 67
para SAMMIC LAVAVAJILLAS SL290BS

SAMMIC 2309100

3455016



RESISTENZA 2800W 230V

lunghezza 300 mm
flangia ø esterno 70 mm
con guaina portabulbo
completa di guarnizione OR ø 67
per SAMMIC LAVASTOVIGLIE SL19



HEATING ELEMENT 2800W 230V

length 300 mm
flange external ø 70 mm
with thermostat probe receptacle
complete with gasket OR ø 67
for SAMMIC DISHWASHER SL19



HEIZKÖRPER 2800W 230V

Länge 300 mm
Flansch ø Außen 70 mm
mit Hülse für Wulst
mit Dichtung ø 67
für SAMMIC SPÜLMASCHINE SL19



RESISTENCIA 2800W 230V

longitud 300 mm
brida ø exterior 70 mm
con vaina bulbo
con junta aro "O" ø 67
para SAMMIC LAVAVAJILLAS SL19

SAMMIC 2319070



Adattabile per • Suitable for • Passend für • Adaptable

3455011



RESISTENZA 1500W 230V

lunghezza 115 mm - larghezza 195 mm
flangia 50x25 mm
per SAMMIC LAVASTOVIGLIE SL19-SL20



HEATING ELEMENT 1500W 230V

length 115 mm - width 195 mm
flange 50x25 mm
for SAMMIC DISHWASHER SL19-SL20



HEIZKÖRPER 1500W 230V

Länge 115 mm - Breite 195 mm
Flansch 50x25 mm
für SAMMIC SPÜLMASCHINE SL19-SL20



RESISTENCIA 1500W 230V

longitud 115 mm - anchura 195 mm
brida 50x25 mm
para SAMMIC LAVAVAJILLAS SL19-SL20



SAMMIC 2313119

3455015



RESISTENZA 2500W 230V

lunghezza 385 mm - larghezza 105 mm
flangia 80x27 mm
per SAMMIC LAVASTOVIGLIE SL290BS



HEATING ELEMENT 2500W 230V

length 385 mm - width 105 mm
flange 80x27 mm
for SAMMIC DISHWASHER SL290BS



HEIZKÖRPER 2500W 230V

Länge 385 mm - Breite 105 mm
Flansch 80x27 mm
für SAMMIC SPÜLMASCHINE SL290BS



RESISTENCIA 2500W 230V

longitud 385 mm - anchura 105 mm
brida 80x27 mm
para SAMMIC LAVAVAJILLAS SL290BS



SAMMIC 2313465

3455017



RESISTENZA 2500W 230V

lunghezza 375 mm - larghezza 65 mm
flangia 80x27 mm
per SAMMIC LAVASTOVIGLIE SL650C



HEATING ELEMENT 2500W 230V

length 375 mm - width 65 mm
flange 80x27 mm
for SAMMIC DISHWASHER SL650C



HEIZKÖRPER 2500W 230V

Länge 375 mm - Breite 65 mm
Flansch 80x27 mm
für SAMMIC SPÜLMASCHINE SL650C



RESISTENCIA 2500W 230V

longitud 375 mm - anchura 65 mm
brida 80x27 mm
para SAMMIC LAVAVAJILLAS SL650C



SAMMIC 2309092



UNIVERBAR

3355176



RESISTENZA 3000W 220/380V

profondità immersione 265 mm
flangia ø esterno 63 mm
con guaina portabulbo
completa di guarnizione OR ø 58 (3186013)
a richiesta dado (3528003) e rosetta (3528004)
per UNIVERBAR LAVASTOVIGLIE MIDI40-MIDI40D-SINCRO
SINCROD-MIDI50-MIDI50D-LOGOS-LOGOSD-CASTA
UBF850/2R



HEATING ELEMENT 3000W 220/380V

immersed length 265 mm
flange external ø 63 mm
with thermostat probe receptacle
complete with o-ring ø 58 mm (3186013)
upon request nut (3528003) and washer (3528004)
for UNIVERBAR DISHWASHER MIDI40-MIDI40D-SINCRO
SINCROD-MIDI50-MIDI50D-LOGOS-LOGOSD-CASTA
UBF850/2R

UNIVERBAR 3010

3186013



GUARNIZIONE OR 06187 NBR ø 58 mm



O-RING 06187 NBR ø 58 mm

UNIVERBAR 4011



HEIZKÖRPER 3000W 220/380V

Eintauchtiefe 265 mm
Flansch ø Außen 63 mm
mit Hülse für Wulst
komplett mi OR-Dichtung ø 58 (3186013)
aut Anfrage Mutter (3528003) und Scheibe (3528004)
für UNIVERBAR SPÜLMASCHINE MIDI40-MIDI40D-SINCRO
SINCROD-MIDI50-MIDI50D-LOGOS-LOGOSD-CASTA
UBF850/2R



RESISTENCIA 3000W 220/380V

profundidad inmersión 265 mm
brida ø exterior 63 mm
con vaina bulbo
con junta aro "O" ø 58 (3186013)
a petición tuerca (3528003) y roseta (3528004)
para UNIVERBAR LAVAVAJILLAS MIDI40-MIDI40D-SINCRO
SINCROD-MIDI50-MIDI50D-LOGOS-LOGOSD-CASTA
UBF850/2R



O-RING OR 06187 NBR ø 58 mm



JUNTA ARO "O" 06187 NBR ø 58 mm



3355292



RESISTENZA 4500W 220/380V

profondità immersione 320 mm
flangia ø esterno 63 mm
con guaina portabulbo
completa di guarnizione OR ø 58 (3186013)
per UNIVERBAR LAVASTOVIGLIE OMEGA-OMEGAD-BRAMA



HEATING ELEMENT 4500W 220/380V

immersed length 320 mm
flange external ø 63 mm
with thermostat probe receptacle
complete with OR ø 58 (3186013)
for UNIVERBAR DISHWASHER OMEGA-OMEGAD-BRAMA

UNIVERBAR 3371



HEIZKÖRPER 4500W 220/380V

Eintauchtiefe 320 mm
Flansch Aussen ø 63 mm
mit Hülse für Wulst
komplett mi OR-Dichtung ø 58 (3186013)
für UNIVERBAR SPÜLMASCHINE OMEGA-OMEGAD-BRAMA



RESISTENCIA 4500W 220/380V

profundidad inmersión 320 mm
brida ø exterior 63 mm
con vaina bulbo
con junta aro "O" ø 58 (3186013)
para UNIVERBAR LAVAVAJILLAS OMEGA-OMEGAD-BRAMA



3186013

GUARNIZIONE OR 06187 NBR ø 58 mm



O-RING 06187 NBR ø 58 mm

UNIVERBAR 4011



O-RING OR 06187 NBR ø 58 mm



JUNTA ARO "O" 06187 NBR ø 58 mm





Adattabile per • Suitable for • Passend für • Adaptable

3355418



RESISTENZA 2000W V220

profondità immersione 270 mm
flangia ø esterno 63 mm
con guaina portabulbo
completa di guarnizione OR ø 58 (3186013)
a richiesta dado (3528003) e rosetta (3528004)
per UNIVERBAR LAVASTOVIGLIE MINIBET-BET37-MINIBETD
BET37D-BET40-BET40D-ERGON-ERGOND-UBR530/2R
UBF530/2R-ETRACR-ETRACF



HEATING ELEMENT 2000W 220V

immersed length 270 mm
flange external ø 63 mm
with thermostat probe receptacle
complete with o-ring ø 58 (3186013)
upon request nut (3528003) and washer (3528004)
for UNIVERBAR DISHWASHER MINIBET-BET37-MINIBETD
BET37D-BET40-BET40D-ERGON-ERGOND-UBR530/2R
UBF530/2R-ETRACR-ETRACF

UNIVERBAR 2010



HEIZKÖRPER 2000W 220V

Eintauchtiefe 270 mm
Flansch ø Außen 63 mm
Flansch Außen ø 63 mm
komplett mi OR-Dichtung ø 58 (3186013)
aut Anfrage Mutter (3528003) und Scheibe (3528004)
für UNIVERBAR SPÜLMASCHINE MINIBET-BET37-MINIBETD
BET37D-BET40-BET40D-ERGON-ERGOND-UBR530/2R
UBF530/2R-ETRACR-ETRACF



RESISTENCIA 2000W V220

profundidad inmersión 270 mm
brida ø exterior 63 mm
con vaina bulbo
con junta aro "O" ø 58 (3186013)
a petición tuerca (3528003) y roseta (3528004)
para UNIVERBAR LAVAVAJILLAS MINIBET-BET37-MINIBETD
BET37D-BET40-BET40D-ERGON-ERGOND-UBR530/2R
UBF530/2R-ETRACR-ETRACF



3186013



GUARNIZIONE OR 06187 NBR ø 58 mm



O-RING 06187 NBR ø 58 mm

UNIVERBAR 4011



O-RING OR 06187 NBR ø 58 mm



JUNTA ARO "O" 06187 NBR ø 58 mm



3355992



RESISTENZA 6000W 220V

lunghezza 400 mm
flangia ø esterno 63 mm
con guaina portabulbo
completa di guarnizione OR ø 58 (3186013)
a richiesta dado (3528003) e rosetta (3528004)
per UNIVERBAR LAVASTOVIGLIE COSMO-COMPACT



HEATING ELEMENT 6000W 220V

length 400 mm
flange external ø 63 mm
with thermostat probe receptacle
complete with OR ø 58 (3186013)
upon request nut (3528003) and washer (3528004)
for UNIVERBAR DISHWASHER COSMO-COMPACT

UNIVERBAR 4551



HEIZKÖRPER 6000W 220V

Länge 400 mm
Flansch ø Außen 63 mm
mit Hülse für Wulst
komplett mi OR-Dichtung ø 58 (3186013)
aut Anfrage Mutter (3528003) und Scheibe (3528004)
für UNIVERBAR SPÜLMASCHINE COSMO-COMPACT



RESISTENCIA 6000W 220V

longitud 400 mm
brida ø exterior 63 mm
con vaina bulbo
con junta aro "O" ø 58 (3186013)
a petición tuerca (3528003) y roseta (3528004)
para UNIVERBAR LAVAVAJILLAS COSMO-COMPACT



3186013



GUARNIZIONE OR 06187 NBR ø 58 mm



O-RING 06187 NBR ø 58 mm

UNIVERBAR 4011



O-RING OR 06187 NBR ø 58 mm



JUNTA ARO "O" 06187 NBR ø 58 mm





Adattabile per • Suitable for • Passend für • Adaptable

3355481



RESISTENZA 2000W 240V

profondità immersione 290 mm
larghezza 42 mm - flangia 61x26 mm
per UNIVERBAR LAVASTOVIGLIE MIX-TOP-ETRACR-ETRACF



HEATING ELEMENT 2000W 240V

immersed length 290 mm
width 42 mm - flange 61x26 mm
for UNIVERBAR DISHWASHER MIX-TOP-ETRACR-ETRACF



HEIZKÖRPER 2000W 240V

Eintauchtiefe 290 mm
Breite 42 mm - Flansch 61x26 mm
für UNIVERBAR SPÜLMASCHINE MIX-TOP-ETRACR-ETRACF



RESISTENCIA CUBA 2000W 240V

profundidad inmersión 290 mm
anchura 42 mm - brida 61x26 mm
para UNIVERBAR LAVAVAJILLAS MIX-TOP-ETRACR-ETRACF



UNIVERBAR 2011

3355993



RESISTENZA 3000W 220V

lunghezza 265 mm
flangia ø esterno 63 mm
completa di guarnizione OR ø 58 (3186013)
a richiesta dado (3528003) e rosetta (3528004)
per UNIVERBAR LAVASTOVIGLIE MIDI50-MIDI50D-LOGOS
LOGOSD-OMEGA-OMEGAD-COSMO-COMPACT-BRAMA



HEATING ELEMENT 3000W 220V

length 265 mm
flange external ø 63 mm
complete with o-ring ø 58 mm (3186013)
upon request nut (3528003) and washer (3528004)
for UNIVERBAR DISHWASHER MIDI50-MIDI50D-LOGOS
LOGOSD-OMEGA-OMEGAD-COSMO-COMPACT-BRAMA



HEIZKÖRPER 3000W 220V

Länge 265 mm
Flansch ø Außen 63 mm
komplett mit Dichtung OR ø 58 (3186013)
aut Anfrage Mutter (3528003) und Schraube(3528004)
für UNIVERBAR SPÜLMASCHINE MIDI50-MIDI50D-LOGOS
LOGOSD-OMEGA-OMEGAD-COSMO-COMPACT-BRAMA



RESISTENCIA 3000W 220V

longitud 265 mm
brida ø exterior 63 mm
con junta aro "O" ø 58 (3186013)
a petición tuerca (3528003) y roseta (3528004)
para UNIVERBAR LAVAVAJILLAS MIDI50-MIDI50D-LOGOS
LOGOSD-OMEGA-OMEGAD-COSMO-COMPACT-BRAMA



UNIVERBAR 4552

3186013



GUARNIZIONE OR 06187 NBR ø 58 mm



O-RING 06187 NBR ø 58 mm



O-RING OR 06187 NBR ø 58 mm



JUNTA ARO "O" 06187 NBR ø 58 mm



UNIVERBAR 4011



Adattabile per • Suitable for • Passend für • Adaptable

3355994



RESISTENZA 2000W 220V

lunghezza 275 mm
flangia ø esterno 63 mm
completa di guarnizione OR ø 58 (3186013)
a richiesta dado (3528003) e rosetta (3528004)
per UNIVERBAR LAVASTOVIGLIE SINCRO-SINCROD-MIDI50
MIDI50D-LOGOS-LOGOSD-CASTA



HEATING ELEMENT 2000W 220V

length 275 mm
flange external ø 63 mm
complete with o-ring ø 58 (3186013)
upon request nut (3528003) and washer (3528004)
for UNIVERBAR DISHWASHER SINCRO-SINCROD-MIDI50
MIDI50D-LOGOS-LOGOSD-CASTA

UNIVERBAR 4599



HEIZKÖRPER 2000W 220V

Länge 275 mm
Flansch ø Außen 63 mm
komplett mit Dichtung OR ø 58 (3186013)
auf Anfrage Mutter (3528003) und Schraube(3528004)
für UNIVERBAR SPÜLMASCHINE SINCRO-SINCROD-MIDI50
MIDI50D-LOGOS-LOGOSD-CASTA



RESISTENCIA 2000W 220V

longitud 275 mm
brida ø exterior 63 mm
con junta aro "O" ø 58 (3186013)
a petición tuerca (3528003) y roseta (3528004)
para UNIVERBAR LAVAVAJILLAS SINCRO-SINCROD-MIDI50
MIDI50D-LOGOS-LOGOSD-CASTA



3186013



GUARNIZIONE OR 06187 NBR ø 58 mm



O-RING 06187 NBR ø 58 mm

UNIVERBAR 4011



O-RING OR 06187 NBR ø 58 mm



JUNTA ARO "O" 06187 NBR ø 58 mm



3355995



RESISTENZA 2000W 220V

lunghezza 280 mm - larghezza 45 mm
flangia 62x27 mm
per UNIVERBAR LAVASTOVIGLIE MIX-TOP-MINIBET-BET37
MINIBETD-BET37D-BET40-BET40D-ERGON-ERGOND-MIDI40
MIDI40D



HEATING ELEMENT 2000W 220V

length 280 mm - width 45 mm
flange 62x27 mm
for UNIVERBAR DISHWASHER MIX-TOP-MINIBET-BET37
MINIBETD-BET37D-BET40-BET40D-ERGON-ERGOND-MIDI40
MIDI40D

UNIVERBAR 1532



HEIZKÖRPER 2000W 220V

Länge 280 mm - Breite 45 mm
Flansch 62x27 mm
für UNIVERBAR SPÜLMASCHINE MIX-TOP-MINIBET-BET37
MINIBETD-BET37D-BET40-BET40D-ERGON-ERGOND-MIDI40
MIDI40D



RESISTENCIA 2000W 220V

longitud 185 mm - anchura 45 mm
brida 62x27 mm
para UNIVERBAR LAVAVAJILLAS MIX-TOP-MINIBET-BET37
MINIBETD-BET37D-BET40-BET40D-ERGON-ERGOND-MIDI40
MIDI40D





3389022



DITO TRASPORTATORE

per JEMI LAVASTOVIGLIE MA/MC



CONVEYOR FINGER

for JEMI DISHWASHER MA/MC



FINGERLINK

für JEMI SPÜLMASCHINE MA/MC



BRAZO TRANSPORTADOR

para JEMI LAVAVAJILLAS MA/MC



JEMI 4039006

Schede elettroniche • Elektronische Platinen
Printed circuit boards • Placas electrónicas

3390250



SCHEDA ELETTRONICA PROGRAMMI

dimensioni 175x112 mm



PROGRAMS PRINTED CIRCUIT BOARD

dimensions 175x112 mm



ELEKTRONIK-PLATINE FÜR PROGRAMME

Maße 175x112 mm



PLACA ELECTRÓNICA

dimensiones 175x112 mm



FAGOR Z233005000

3390210



SCHEDA COMANDI

dimensioni 97x120 mm

per JEMI LAVASTOVIGLIE TL100-TL130-TL170



CONTROL BOARD

dimensions 97x120 mm

for JEMI DISHWASHER TL100-TL130-TL170



STEUERPLATINE

Größe 97x120 mm


für JEMI SPÜLMASCHINE TL100-TL130-TL170



PLACA MANDOS

dimensiones 97x120 mm

para JEMI LAVAVAJILLAS TL100-TL130-TL170



JEMI I030094

3390244



SCHEDA CONTROLLO

dimensioni 140x100 mm

per SAMMIC LAVASTOVIGLIE SU600S



CONTROL BOARD

dimensions 140x100 mm

for SAMMIC DISHWASHER SU600S



STEUERPLATINE

Größe 140x100 mm

für SAMMIC SPÜLMASCHINE SU600S



PLACA DE CONTROL

dimensiones 140x100 mm

para SAMMIC LAVAVAJILLAS SU600S



SAMMIC 2319053



Adattabile per • Suitable for • Passend für • Adaptable

FAGOR

3398056



SCROCCHETTO PORTA

per FI30/48/50/64/72



DOOR CATCH

for FI30/48/50/64/72

FAGOR 12Z2006070



GUMMIWÜRFEL FÜR TÜR

für FI30/48/50/64/72



CIERRE PUERTA

para FI30/48/50/64/72



3398057



PERNO SCROCCHETTO



DOOR CATCH PIN

FAGOR Z200601000



BOLZEN FÜR GUMMIWÜRFEL



PERNO CIERRE PUERTA



JEMI

3398081



SCROCCHETTO CHIUSURA PORTA

interasse fori fissaggio 46 mm

per JEMI LAVASTOVIGLIE GS3-GS4-GS4/2AF-GS8/2-GS9



DOOR CATCH

distance between holes 46 mm

for JEMI DISHWASHER GS3-GS4-GS4/2AF-GS8/2-GS9

JEMI 0814001



TÜR-SCHNAPPVERSCHLUSS

Achsabstand 46 mm

für JEMI SPÜLMASCHINE GS3-GS4-GS4/2AF-GS8/2-GS9



CIERRE PUERTA

distancia entre ejes anclaje 46 mm

para JEMI LAVAVAJILLAS GS3-GS4-GS4/2AF-GS8/2-GS9



3398082



SCROCCHETTO APERTURA PORTA A PULSANTE

per JEMI LAVASTOVIGLIE GS30



DOOR CATCH

for JEMI DISHWASHER GS30

JEMI 0814030



TÜR-SCHNAPPÖFFNUNG

für JEMI SPÜLMASCHINE GS30



APERTURA PUERTA CON PULSADOR

para JEMI LAVAVAJILLAS GS30





LINEA BLANCA - TORNADO

3398080



SCROCCHETTO PORTA ø 13,5 mm

per LINEA BLANCA LAVASTOVIGLIE LC1000-LC1500
LC1700-LC2000-LC2300-LC2300TR-LC2600-LC2800



DOOR CATCH ø 13,5 mm

for LINEA BLANCA DISHWASHER LC1000-LC1500
LC1700-LC2000-LC2300-LC2300TR-LC2600-LC2800

LINEA BLANCA A290001

3398045



SFERA SCROCCHETTO ø 8 mm



DOOR CATCH BALL ø 8 mm

LINEA BLANCA A050116

3398048



DADO SCROCCHETTO



DOOR CATCH NUT

LINEA BLANCA A050080I

3398049



MOLLA SCROCCHETTO ø 8x21 mm



DOOR CATCH SPRING ø 8x21 mm

LINEA BLANCA A060067

3398053



CORPO SCROCCHETTO FILETTATO

ø filetto 14 mm



THREADED DOOR CATCH HOUSING

thread ø 14 mm

LINEA BLANCA A050270

3398054



DADO SCROCCHETTO



DOOR CATCH NUT

LINEA BLANCA A050081



TÜRSCHNAPPER ø 13,5 mm

für LINEA BLANCA GESCHIRRSPÜLER LC1000-LC1500
LC1700-LC2000-LC2300-LC2300TR-LC2600-LC2800



CIERRE PUERTA ø 13,5 mm

para LINEA BLANCA LAVAVAJILLAS LC1000-LC1500
LC1700-LC2000-LC2300-LC2300TR-LC2600-LC2800



KUGEL FÜR TÜRSCHNAPPER ø 8 mm



ESFERA CIERRE PUERTA ø 8 mm



TÜRSCHNAPPER MUTTER



TUERCA CIERRE PUERTA



FEDER FÜR TÜRSCHNAPPER ø 8x21 mm



MUELLE CIERRE PUERTA ø 8x21 mm



TÜRSCHNAPPER GEHÄUSE MIT GEWINDE

Gewinde ø 14 mm



CUERPO CIERRE PUERTA ROSCADO

ø rosca 14 mm



TÜRSCHNAPPER MUTTER



TUERCA CIERRE PUERTA





Adattabile per • Suitable for • Passend für • Adaptable

SAMMIC

3398004



SCROCCHETTO CHIUSURA PORTA
per SAMMIC LAVASTOVIGLIE SL20-SL21



DOOR CATCH
for SAMMIC DISHWASHER SL20-SL21

SAMMIC 2309122



TÜR-SCHNAPPVERSCHLUSS
für SAMMIC SPÜLMASCHINE SL20-SL21



CIERRE PUERTA
para SAMMIC LAVAVAJILLAS SL20-SL21



Sonde • Sonden
Probes • Sondas

3445263



SONDA TEMPERATURA NTC
lunghezza cavo 300 mm - bulbo ø 6x30 mm



TEMPERATURE PROBE NTC
cable length 300 mm - bulb ø 6x30 mm

FAGOR Z233007000



TEMPERATURSONDE NTC
Kabellänge 300 mm - Fühler ø 6x30 mm



SONDA TEMPERATURA NTC
longitud cable 300 mm - bulbo ø 6x30 mm



3441075



SONDA PT100
lunghezza cavo 1800 mm - bulbo ø 6x100 mm
3 fili
per JEMI LAVASTOVIGLIE MA/MC



PROBE PT100
cable length 1800 mm - bulb ø 6x100 mm
3 wires
for JEMI DISHWASHER MA/MC

JEMI 2028024



SONDE PT100
Kabellänge 1800 mm - Fühler ø 6x100 mm
3 Fäden
für JEMI SPÜLMASCHINE MA/MC



SONDA PT 100
longitud cable 1800 mm - bulbo ø 6x100 mm
3 cables
para JEMI LAVAVAJILLAS MA/MC



3445273



SONDA TEMPERATURA NTC
lunghezza cavo 1000 mm - bulbo ø 6x55 mm
attacco ø 1/8"
per SAMMIC LAVASTOVIGLIE SU600S



TEMPERATURE PROBE NTC
cable length 1000 mm - bulb ø 6x55 mm
connection ø 1/8"
for SAMMIC DISHWASHER SU600S

SAMMIC 2311663



TEMPERATURSONDE NTC
Kabellänge 1000 mm - Fühler ø 6x55 mm
Anschluss ø 1/8"
für SAMMIC SPÜLMASCHINE SU600S



SONDA TEMPERATURA
longitud cable 1000 mm - bulbo ø 6x55 mm
conexión ø 1/8"
para SAMMIC LAVAVAJILLAS SU600S





FAGOR

3399081



MEMBRANA ADESIVA

dimensioni massime 153x125 mm
per FAGOR LAVASTOVIGLIE FI80



CONTROL COVER

maximum dimensions 153x125 mm
for FAGOR DISHWASHER FI80

FAGOR Z742906000



KLEBEMEMBRAN

Maße max. 153x125 mm
für FAGOR GESCHIRRSPÜLER FI80



MEMBRANA ADHESIVA

dimensiones máx 153x125 mm
para FAGOR LAVAVAJILLAS FI80



3399082



MEMBRANA ADESIVA

dimensioni massime 153x125 mm
per FAGOR LAVASTOVIGLIE FI80



CONTROL COVER

maximum dimensions 153x125 mm
for FAGOR DISHWASHER FI80

FAGOR Z742901000



KLEBEMEMBRAN

Maße max. 153x125 mm
für FAGOR GESCHIRRSPÜLER FI80



MEMBRANA ADHESIVA

dimensiones máx 153x125 mm
para FAGOR LAVAVAJILLAS FI80



3399083



MEMBRANA ADESIVA

dimensioni massime 153x125 mm
per FAGOR LAVASTOVIGLIE FI120



CONTROL COVER

maximum dimensions 153x125 mm
for FAGOR DISHWASHER FI120

FAGOR Z722901000



KLEBEMEMBRAN

Maße max. 153x125 mm
für FAGOR GESCHIRRSPÜLER FI120



MEMBRANA ADHESIVA

dimensiones máx 153x125 mm
para FAGOR LAVAVAJILLAS FI120



3399091



MEMBRANA ADESIVA

dimensioni massime 153x125 mm
per FAGOR LAVASTOVIGLIE ECO120



CONTROL COVER

maximum dimensions 153x125 mm
for FAGOR DISHWASHER ECO120

FAGOR Z732901000




KLEBEMEMBRAN

Maße max. 153x125 mm
für FAGOR GESCHIRRSPÜLER ECO120



MEMBRANA ADHESIVA

dimensiones máx 153x125 mm
ppara FAGOR LAVAVAJILLAS ECO120



3399084



MEMBRANA ADESIVA

dimensioni massime 153x125 mm
per FAGOR LAVASTOVIGLIE MF120



CONTROL COVER

maximum dimensions 153x125 mm
for FAGOR DISHWASHER MF120

FAGOR Z728501000



KLEBEMEMBRAN

Maße max. 153x125 mm
für FAGOR GESCHIRRSPÜLER MF120



MEMBRANA ADHESIVA

dimensiones máx 153x125 mm
para FAGOR LAVAVAJILLAS MF120





Adattabile per • Suitable for • Passend für • Adaptable

3399086



MEMBRANA ADESIVA

dimensioni 420x70 mm
per FAGOR LAVASTOVIGLIE LVC12



CONTROL COVER

dimensions 420x70 mm
for FAGOR DISHWASHER LVC12

FAGOR Z462901000




KLEBEMEMBRAN

Maße 420x70 mm
für FAGOR GESCHIRRSPÜLER LVC12



MEMBRANA ADHESIVA

dimensiones 420x70 mm
para FAGOR LAVAVAJILLAS LVC12



3399087



MEMBRANA ADESIVA

dimensioni 460x70 mm
per FAGOR LAVASTOVIGLIE LVC21B



CONTROL COVER

dimensions 460x70 mm
for FAGOR DISHWASHER LVC21B

FAGOR Z452901000



KLEBEMEMBRAN

Maße 460x70 mm
für FAGOR GESCHIRRSPÜLER LVC21B



MEMBRANA ADHESIVA

dimensiones 460x70 mm
para FAGOR LAVAVAJILLAS LVC21B



3399090



MEMBRANA ADESIVA

dimensioni 420x70 mm
per FAGOR LAVASTOVIGLIE LVR10



CONTROL COVER

dimensions 420x70 mm
for FAGOR DISHWASHER LVR10

FAGOR Z392901000



KLEBEMEMBRAN

Maße 420x70 mm
für FAGOR GESCHIRRSPÜLER LVR10



MEMBRANA ADHESIVA

dimensiones 420x70 mm
para FAGOR LAVAVAJILLAS LVR10



3399092



MEMBRANA ADESIVA

dimensioni 588x60 mm
per FAGOR LAVASTOVIGLIE FI30



CONTROL COVER

dimensions 588x60 mm
for FAGOR DISHWASHER FI30

FAGOR Z202909000



KLEBEMEMBRAN

Maße 588x60 mm
für FAGOR GESCHIRRSPÜLER FI30



MEMBRANA ADHESIVA

dimensiones 588x60 mm
para FAGOR LAVAVAJILLASFI30



3399085



MEMBRANA ADESIVA

dimensioni 588x60 mm
per FAGOR LAVASTOVIGLIE FI48B



CONTROL COVER

dimensions 588x60 mm
for FAGOR DISHWASHER FI48B

FAGOR Z222902000



KLEBEMEMBRAN

Maße 588x60 mm
für FAGOR GESCHIRRSPÜLER FI48B



MEMBRANA ADHESIVA

dimensiones 588x60 mm
para FAGOR LAVAVAJILLAS FI48B



Targhe comandi • Schilder für Schaltungen
Rating-plates • Tarjetas (mandos)



Adattabile per • Suitable for • Passend für • Adaptable

3399093



MEMBRANA ADESIVA

dimensioni 588x60 mm
per FAGOR LAVASTOVIGLIE FI50



CONTROL COVER

dimensions 588x60 mm
for FAGOR DISHWASHER FI50

FAGOR Z232901000




KLEBEMEMBRAN

Maße 588x60 mm
für FAGOR GESCHIRRSPÜLER FI50



MEMBRANA ADHESIVA

dimensiones 588x60 mm
para FAGOR LAVAVAJILLAS FI50



3399089



MEMBRANA ADESIVA

dimensioni 588x60 mm
per FAGOR LAVASTOVIGLIE FI64



CONTROL COVER

dimensions 588x60 mm
for FAGOR DISHWASHER FI64

FAGOR Z242901000



KLEBEMEMBRAN

Maße 588x60 mm
für FAGOR GESCHIRRSPÜLER FI64



MEMBRANA ADHESIVA

dimensiones 588x60 mm
para FAGOR LAVAVAJILLAS FI64



3399088



MEMBRANA ADESIVA

dimensioni 588x60 mm
per FAGOR LAVASTOVIGLIE FI72



CONTROL COVER

dimensions 588x60 mm
for FAGOR DISHWASHER FI72

FAGOR Z262906000




KLEBEMEMBRAN

Maße 588x60 mm
für FAGOR GESCHIRRSPÜLER FI72



MEMBRANA ADHESIVA

dimensiones 588x60 mm
para FAGOR LAVAVAJILLAS FI72



JEMI

3399101



PANNELLO COMANDI 450 mm

per JEMI LAVASTOVIGLIE GS4/2



CONTROL PANEL 450 mm

for JEMI DISHWASHER GS4/2

JEMI 0504032



STEUERUNGSPANEEL 450 mm

für JEMI SPÜLMASCHINE GS4/2



PANEL MANDOS

para JEMI LAVAVAJILLAS GS4/2





Adattabile per • Suitable for • Passend für • Adaptable

LINEA BLANCA - TORNADO

3399098



MEMBRANA ADESIVA

dimensioni 477x75 mm
per LINEA BLANCA LAVASTOVIGLIE LC80



CONTROL COVER

dimensions 477x75 mm
for LINEA BLANCA DISHWASHER LC80

LINEA BLANCA A070709T



KLEBEMEMBRAN

Maße 477x75 mm
für LINEA BLANCA GESCHIRRSPÜLER LC80



MEMBRANA ADHESIVA

dimensiones 477x75 mm
para LINEA BLANCA LAVAVAJILLAS LC80



3399094



MEMBRANA ADESIVA

dimensioni 534x75 mm
per LINEA BLANCA LAVASTOVIGLIE LC140



CONTROL COVER

dimensions 534x75 mm
for LINEA BLANCA DISHWASHER LC140

LINEA BLANCA A070701T



KLEBEMEMBRAN

Maße 534x75 mm
für LINEA BLANCA GESCHIRRSPÜLER LC140



MEMBRANA ADHESIVA

dimensiones 534x75 mm
para LINEA BLANCA LAVAVAJILLAS LC140



3399097



MEMBRANA ADESIVA

dimensioni 432x55 mm
per LINEA BLANCA LAVASTOVIGLIE LC1000



CONTROL COVER

dimensions 432x55 mm
for LINEA BLANCA DISHWASHER LC1000

LINEA BLANCA A070710T



KLEBEMEMBRAN

Maße 432x55 mm
für LINEA BLANCA GESCHIRRSPÜLER LC1000



MEMBRANA ADHESIVA

dimensiones 432x75 mm
para LINEA BLANCA LAVAVAJILLAS LC1000



3399099



MEMBRANA ADESIVA

dimensioni 477x55 mm
per LINEA BLANCA LAVASTOVIGLIE LC1500



CONTROL COVER

dimensions 477x55 mm
for LINEA BLANCA DISHWASHER LC1500

LINEA BLANCA A070707T



KLEBEMEMBRAN

Maße 477x75 mm
für LINEA BLANCA GESCHIRRSPÜLER LC1500



MEMBRANA ADHESIVA

dimensiones 477x75 mm
para LINEA BLANCA LAVAVAJILLAS LC1500



Targhe comandi • Schilder für Schaltungen Rating-plates • Tarjetas (mandos)



Adattabile per • Suitable for • Passend für • Adaptable

3399100



MEMBRANA ADESIVA

dimensioni 478x55 mm
per LINEA BLANCA LAVASTOVIGLIE LC1700



CONTROL COVER

dimensions 478x55 mm
for LINEA BLANCA DISHWASHER LC1700

LINEA BLANCA A070708T



KLEBEMEMBRAN

Maße 478x75 mm
für LINEA BLANCA GESCHIRRSPÜLER LC1700



MEMBRANA ADHESIVA

dimensiones 478x55 mm
para LINEA BLANCA LAVAVAJILLAS LC1700



3399096



MEMBRANA ADESIVA

dimensioni 572x55 mm
per LINEA BLANCA LAVASTOVIGLIE LC2000



CONTROL COVER

dimensions 572x55 mm
for LINEA BLANCA DISHWASHER LC2000

LINEA BLANCA A070702T



KLEBEMEMBRAN

Maße 572x55 mm
für LINEA BLANCA GESCHIRRSPÜLER LC2000



MEMBRANA ADHESIVA

dimensiones 572x55 mm
para LINEA BLANCA LAVAVAJILLAS LC2000



3399095



MEMBRANA ADESIVA

dimensioni 572x55 mm
per LINEA BLANCA LAVASTOVIGLIE LC2300



CONTROL COVER

dimensions 572x55 mm
for LINEA BLANCA DISHWASHER LC2300

LINEA BLANCA A070703T



KLEBEMEMBRAN

Maße 572x55 mm
für LINEA BLANCA GESCHIRRSPÜLER LC2300



MEMBRANA ADHESIVA

dimensiones 572x55 mm
para LINEA BLANCA LAVAVAJILLAS LC2300





Adattabile per • Suitable for • Passend für • Adaptable

3351208



CONTATTORE AEG LS07F

16A 230V 50/60Hz 3kW
3 contatti normalmente aperti
1 contatto ausiliario normalmente aperto



CONTACTOR AEG LS07F

16A 230V 50/60Hz 3kW
3 normally open contacts
1 normally open auxiliary contact

FAGOR Z213007000




SCHÜTZ AEG LS07F

16A 230V 50/60Hz 3kW
3 Schließkontakte
1 Hilfskontakt Schliesser



CONTACTOR AEG LS07F

16A 230V 50/60Hz 3kW
3 contactos normalmente abiertos
1 contacto auxiliar normalmente abierto



3351211



CONTATTORE AEG LS4K

20A 230V 50/60Hz 4kW
3 contatti normalmente aperti
1 contatto ausiliario normalmente chiuso



CONTACTOR AEG LS4K

20A 230V 50/60Hz 4kW
3 normally open contacts
1 normally closed auxiliary contact

FAGOR R663031000

FAGOR Z203050000



SCHÜTZ AEG LS4K

20A 230V 50/60Hz 4kW
3 Schließkontakte
1 Hilfskontakt Öffner



CONTACTOR AEG LS4K

20A 230V 50/60Hz 4kW
3 contactos normalmente abiertos
1 contacto auxiliar normalmente cerrado



3351220



CONTATTORE AEG LS11K

45A 230V 50/60Hz 11kW
3 contatti normalmente aperti
no contatto ausiliario



CONTACTOR AEG LS11K

45A 230V 50/60Hz 11kW
3 normally open contacts
no auxiliary contact

FAGOR R143002000

FAGOR R673007000



SCHÜTZ AEG LS11K

45A 230V 50/60Hz 11kW
3 Schließkontakte
keine Hilfskontakte



CONTACTOR AEG LS11K

45A 230V 50/60Hz 11kW
3 contactos normalmente abiertos
no contacto auxiliar



3446555



CONTATTORE BF 9104 25A 400V 50/60Hz

4kW
3 contatti normalmente aperti
1 contatto ausiliario normalmente aperto



CONTACTOR BF 9104 25A 400V 50/60Hz

4kW
3 normally open contacts
1 normally open auxiliary contact

FAGOR P453023000



SCHÜTZ BF 9104 25A 400V 50/60Hz

4 kW
3 Schließkontakte
1 Hilfskontakt Schließer



CONTACTOR BF 9104 25A 400V 50/60Hz

4kW
3 contactos normalmente abiertos
1 contacto auxiliar normalmente abierto





Adattabile per • Suitable for • Passend für • Adaptable

3446561



CONTATTORE BF 0910 20A 230V 50/60Hz

3 contatti normalmente aperti
 1 contatto ausiliario normalmente aperto



CONTACTOR BF 0910 20A 230V 50/60Hz

3 normally open contacts
 1 normally open auxiliary contact

FAGOR P453023000



SCHÜTZ BF 0910 20A 230V 50/60Hz

3 Schließkontakte
 1 Hilfskontakt Schliesser



CONTACTOR BF 0910 20A 230V 50/60Hz

3 contactos normalmente abiertos
 1 contacto auxiliar normalmente abierto



3446583



CONTATTORE BF 1640 32A 230V 50/60Hz

7,5kW
 4 contatti normalmente aperti
 no contatto ausiliario



CONTACTOR BF 1640 25A 230V 50/60Hz

7.5kW
 4 normally open contacts
 no auxiliary contact

FAGOR BR00023594



SCHÜTZ BF 1640 25A 230V 50/60Hz

7,5 KW
 4 Kontakte normalerweise geöffnet
 Keine Hilfskontakte



CONTACTOR BF 1640 25A 230V 50/60Hz

7,5kW
 4 contactos normalmente abiertos
 no contacto auxiliar





Adattabile per • Suitable for • Passend für • Adaptable

FAGOR

3441067



TELETERMOMETRO 0-120°C 63x11 mm

involucro in materiale plastico
quadrante bianco
capillare ricoperto 3400 mm
bulbo ø 6,5x33 mm
per FI72=FI120-ECO 120



TELETERMOMETER 0-120°C 63x11 mm

plastic case
white dial
covered capillary 3400 mm
bulb ø 6.5x33 mm
pour FI72=FI120-ECO 120



TELETERMOMETER ø 0-120°C 63x11 mm

Gehäuse aus Kunststoff
Zifferblatt weiß
Kapillare isoliert
Fühler ø 6,5x33 mm
für FI72=FI120-ECO 120



TELETERMÓMETRO 0-120°C 63x11 mm

cubertura de material plástico
marco blanco
capilar recubierto 3400 mm
bulbo ø 6,5x33 mm
para FI72=FI120-ECO 120



FAGOR Z203072000

JEMI

3441033



TELETERMOMETRO 56x25 mm 0-120°C

involucro in materiale plastico
quadrante bianco
capillare ricoperto PVC lunghezza 3000 mm
bulbo con molla ø 6x20 mm
per LAVASTOVIGLIE



TELETERMOMETER 56x25 mm 0-120°C

plastic body
white dial
PVC covered capillary length 3000 mm
bulb with spring ø 6x20 mm
for DISHWASHER



TELETERMOMETER 56x25 mm 0-120°C

Gehäuse aus Kunststoff
weißer Quadrant
Kapillar PVC-beschichtet Länge 3000 mm
Fühler mit Feder ø 6x20 mm
für GESCHIRRSPÜLER



TELETERMÓMETRO 56x25 mm 0-120°C

funda de material plástico
cuadrante blanco
capilar recubierto PVC longitud 3000 mm
bulbo con muelle ø 6x20 mm
para LAVAVAJILLAS



JEMI 2028019

3441053



TERMOMETRO VASCA/BOILER 0-120°C

dimensioni 70x15 mm - quadrante bianco
capillare ricoperto 1700 mm
bulbo 6,5x16 mm
per JEMI LAVASTOVIGLIE GS6AF-GS7-GS18-GS19-GS20
GS30-GS82-GS82M-GS83



BOILER /TANK THERMOMETER 0-120°C

dimensions 70x15 mm - white dial
covered capillary 1700 mm
bulb 6.5x16 mm
for JEMI DISHWASHER GS6AF-GS7-GS18-GS19-GS20
GS30-GS82-GS82M-GS83



THERMOMETER TANK/BOILER 0-120°C

Größe 70x15 mm - Weißer Quadrant
Kapillar beschichtet 1700 mm
Fühler 6,5x16 mm
für JEMI SPÜLMASCHINE GS6AF-GS7-GS18-GS19-GS20
GS30-GS82-GS82M-GS83



TERMÓMETRO CUBA/CALDERÍN 0-120°C

dimensiones 70x15 mm - cuadrante blanco
cuadrante blanco
bulbo 6,5x16 mm
para JEMI LAVAVAJILLAS GS6AF-GS7-GS18-GS19-GS20
GS30-GS82-GS82M-GS83



JEMI 2028016



3441073



TERMOMETRO DIGITALE 40-90°C

dimensioni corpo 90x43x90 mm
dimensioni cornice 97x49 mm
220V - sonda PT100 non compresa
per JEMI LAVASTOVIGLIE MA/MC



DIGITAL THERMOMETER 40-90°C

dimensions 90x43x90 mm
frame dimensions 97x49 mm
220V - PT100 probe not included
for JEMI DISHWASHER MA/MC

JEMI 2028021



DIGITALTHERMOMETER 40-90°C

Körpergröße 90x43x90 mm
Rahmengröße 97x49 mm
220V - Sonde PT100 nicht inbegriffen
für JEMI SPÜLMASCHINE MA/MC



TERMÓMETRO DIGITAL 40-90°C

dimensiones cuerpo 90x43x90 mm
dimensiones marco 97x49 mm
220V - sonda PT100 non incluida
para JEMI LAVAVAJILLAS MA/MC



3441074



TERMOMETRO DIGITALE 40-90°C

dimensioni corpo 90x43x90 mm
dimensioni cornice 97x49 mm
24V - sonda PT100 non compresa
per JEMI LAVASTOVIGLIE MA/MC



DIGITAL THERMOMETER 40-90°C

dimensions 90x43x90 mm
frame dimensions 97x49 mm
24V - PT100 probe not included
for JEMI DISHWASHER MA/MC

JEMI 2028020



DIGITALTHERMOMETER 40-90°C

Körpergröße 90x43x90 mm
Rahmengröße 97x49 mm
24V - Sonde PT100 nicht inbegriffen
für JEMI SPÜLMASCHINE MA/MC



TERMÓMETRO DIGITAL 40-90°C

dimensiones cuerpo 90x43x90 mm
dimensiones marco 97x49 mm
24V - sonda PT100 non incluida
para JEMI LAVAVAJILLAS MA/MC



3441075



SONDA PT100

lunghezza cavo 1800 mm - bulbo ø 6x100 mm
3 fili
per JEMI LAVASTOVIGLIE MA/MC



PROBE PT100

cable length 1800 mm - bulb ø 6x100 mm
3 wires
for JEMI DISHWASHER MA/MC

JEMI 2028024



SONDE PT100

Kabellänge 1800 mm - Fühler ø 6x100 mm
3 Fäden
für JEMI SPÜLMASCHINE MA/MC



SONDA PT 100

longitud cable 1800 mm - bulbo ø 6x100 mm
3 cables
para JEMI LAVAVAJILLAS MA/MC





Adattabile per • Suitable for • Passend für • Adaptable

LINEA BLANCA - TORNADO

3441076



TELETERMOMETRO 0-120°C 63x11 mm

involucro in materiale plastico
quadrante bianco
capillare ricoperto 2000 mm
bulbo ø 6,5x15 mm
per LINEA BLANCA LAVASTOVIGLIE LC80-LC140-LC1000
LC1500-LC1700-LC2000-LC2300-LC2300TR-LC2600-LC2800
LC3800-LC4200



TELETERMOMETER 0-120°C 63x11 mm

plastic body
white dial
covered capillary 2000 mm
bulb ø 6,5x15 mm
for LINEA BLANCA DISHWASHER LC80-LC140-LC1000
LC1500-LC1700-LC2000-LC2300-LC2300TR-LC2600-LC2800
LC3800-LC4200



TELETERMOMETER 0-120°C 63x11 mm

Gehäuse aus Kunststoff
Quadrant weiss
Kapillar PVC-beschichtet 2000 mm
Fühler ø 6,5x15 mm
für LINEA BLANCA SPÜLMASCHINE LC80-LC140-LC1000
LC1500-LC1700-LC2000-LC2300-LC2300TR-LC2600-LC2800
LC3800-LC4200



TELETERMÓMETRO 0-120°C 63x11 mm

funda de material plástico
cuadrante blanco
capillare ricoperto 2000 mm
bulbo ø 6,5x15 mm
para LINEA BLANCA LAVAVAJILLAS LC80-LC140-LC1000
LC1500-LC1700-LC2000-LC2300-LC2300TR-LC2600-LC2800
LC3800-LC4200



LINEA BLANCA A030087

UNIVERBAR

3441072



TELETERMOMETRO 58x25 mm 0-120°C

involucro in materiale plastico
quadrante grigio
capillare lunghezza 1500 mm
bulbo ø 6x15 mm
per UNIVERBAR LAVASTOVIGLIE COMPACT



TELETERMOMETER 58x25 mm 0-120°C

plastic body
grey dial
capillary length 1500 mm
bulb ø 6x15 mm
for UNIVERBAR DISHWASHER COMPACT



TELETERMOMETER 58x25 mm 0-120°C

Gehäuse aus Kunststoff
grauer Quadrant
Kapillar 1500 mm
Wulst ø 6x15 mm
für UNIVERBAR SPÜLMASCHINE COMPACT



TELETERMÓMETRO 58x25 mm 0-120°C

funda de material plástico
cuadrante gris
capilar longitud 1500 mm
bulbo ø 6x15 mm
para UNIVERBAR LAVAVAJILLAS COMPACT



UNIVERBAR 4507



Adattabile per • Suitable for • Passend für • Adaptable

3446034



CONTATTORE ABB B6-30-01 240V 50Hz
per LAVASTOVIGLIE BC-BHC-FC-FCHR



CONTACTOR ABB B6-30-01 240V 50 HZ
for DISHWASHER BC-BHC-FC-FCHR

FAGOR P453023000



RELAISSCHALTER ABB B6-30-01 240V 50 HZ
für GESCHIRRSPÜLER BC - BHC-FC-FCHR



CONTACTOR ABB B6-30-01 240V 50 HZ
para LAVAVAJIL. BC-BHC-FC-FCHR



3446140



TEMPORIZZATORE 1-10 MINUTI 8A 250V
per JEMI LAVASTOVIGLIE GS2-GS6-GS6AF-GS7-GS20
GSP45-MA/MC



TIMER 1-10 MINUTES 8A 250V
for JEMI DISHWASHER GS2-GS6-GS6AF-GS7-GS20
GSP45-MA/MC

JEMI 2054101



ZEITSCHALTER 1-10 MINUTEN 8A 250V
für JEMI SPÜLMASCHINE GS2-GS6-GS6AF-GS7-GS20
GSP45-MA/MC



TEMPORIZADOR 1-10 MINUTOS 8A 250V
para JEMI LAVAVAJILLAS GS2-GS6-GS6AF-GS7-GS20
GSP45-MA/MC





Adattabile per • Suitable for • Passend für • Adaptable

3456001



TENDINA 620x410 mm



CURTAIN 620x410 mm

FAGOR 12Z2764290



VORHANG 620x410 mm



CORTINA 620x410 mm



3456002



TENDINA USCITA 670x270 mm
per JEMI LAVASTOVIGLIE MA/MC



OUTLET CURTAIN 670x270 mm
for JEMI DISHWASHER MA/MC

JEMI 4003014



VORHANG AUSGANG 670x270 mm
für JEMI SPÜLMASCHINE MA/MC



CORTINA SALIDA 670x270 mm
para JEMI LAVAVAJILLAS MA/MC



3456003



TENDINA STRETTA 555x330 mm
per JEMI LAVASTOVIGLIE MA/MC



NARROW CURTAIN 555x330 mm
for JEMI DISHWASHER MA/MC

JEMI 4003013



VORHANG ENG 555x330 mm
für JEMI SPÜLMASCHINE MA/MC



CORTINA ESTRECHA 555x330 mm
para JEMI LAVAVAJILLAS MA/MC



3456004



TENDINA INTERMEDIA 670x400 mm
per JEMI LAVASTOVIGLIE MA/MC



MIDDLE CURTAIN 670x400 mm
for JEMI DISHWASHER MA/MC

JEMI 4003012



VORHANG MITTLER 670x400 mm
für JEMI SPÜLMASCHINE MA/MC



CORTINA INTERMEDIA 670x400 mm
para JEMI LAVAVAJILLAS MA/MC



3456005



TENDINA DI ENTRATA 670x550 mm
per JEMI LAVASTOVIGLIE MA/MC



INLET CURTAIN 670x550 mm
for JEMI DISHWASHER MA/MC

JEMI 4003011



VORHANG EINGANG 670x550 mm
für JEMI SPÜLMASCHINE MA/MC



CORTINA ENTRADA 670x550 mm
para JEMI LAVAVAJILLAS MA/MC





FAGOR

3444571



TERMOSTATO MONOFASE 30-90°C

per BOILER
capillare ricoperto 700 mm.
bulbo ø 6x125 mm.
16A 250V
per FI30/48/64/72/120-MF120



SINGLE-PHASE THERMOSTAT 30-90°C

for BOILER
covered capillary length 700 mm
bulb ø 6x125 mm
16A 250V
for FI30/48/64/72/120-MF120

FAGOR Z203014000

EGO 5513219320



THERMOSTAT EINPHASIG 30-90 °C

für BOILER
Kapillar isoliert 700 mm
Wulst ø 6x125 mm
16A 250V
für FI30/48/64/72/120-MF120



TERMOSTATO MONOFÁSICO 30-90°C

para CALDERÍN
capilar recubierto 700 mm
bulbo ø 6x125 mm
16A 250V
para FI30/48/64/72/120-MF120

EGO 5513219610



3444572



TERMOSTATO MONOFASE SICUREZZA 125°C

a riarmo manuale
capillare ricoperto 850 mm.
bulbo ø 6x90 mm.
con raccordo premistoppa M9x1
16A 250V
per FI48/50/64/72/120-MF120



SINGLE-PHASE SAFETY THERMOSTAT 125°C

with manual reset
covered capillary length 850 mm
bulb ø 6x90 mm
with stuffing gland fitting ø M9x1
16A 250V
for FI48/50/64/72/120-MF120

FAGOR Z213014000



SICHERHEITSTHERMOSTAT EINPHASIG 125°C

mit Sicherheits-Temperaturbegrenzer
Kapillar isoliert 850 mm
Wulst ø 6x90 mm
Anschluss für Stopfbüchse ø M9x1
16A 250V
für FI48/50/64/72/120-MF120



TERMOSTATO MONOF. SEGURIDAD 125°C

con rearme manual
capilar recubierto 850 mm
bulbo ø 6x90 mm
con racor prensaestopa M9x1
16A 250V
para FI48/50/64/72/120-MF120



3444573



TERMOSTATO MONOFASE 30-90°C

per BOILER
capillare ricoperto 550 mm.
bulbo ø 6x110 mm.
16A 400V
per LVR10-LVC12/15/21



SINGLE-PHASE THERMOSTAT 30-90°C

for BOILER
covered capillary length 550 mm
bulb ø 6x110 mm
16A 400V
for LVR10-LVC12/15/21

FAGOR Z393005000



THERMOSTAT EINPHASIG 30-90°C

für BOILER
Kapillar isoliert 550 mm
Wulst ø 6x110 mm
16A 400V
für LVR10-LVC12/15/21



TERMOSTATO MONOFÁSICO 30-90°C

para CALDERÍN
capilar recubierto 550 mm
bulbo ø 6x110 mm
16A 400V
para LVR10-LVC12/15/21





Adattabile per • Suitable for • Passend für • Adaptable

JEMI

3444179



TERMOSTATO MONOFASE 0-93°C

perno mezzaluna ø 6x4,6 mm
capillare 2300 mm
bulbo ø 6x100 mm
con raccordo premistoppa ø M9x1 - 16A 250V
per JEMI LAVASTOVIGLIE GS2-GS3-GS4/2-GS4/2AF-GS6
GS6AF-GS7-GS8-GS9-GS18-GS19-GS20-GS30-GS82-GS82M
GS83-GS100-GS102-GSP45



SINGLE-PHASE THERMOSTAT 0-93°C

D-shaft ø 6x4.6 mm
capillary 2300 mm
bulb ø 6x100 mm
with adapter nipple gland ø M9x1 - 16A 250V
for JEMI DISHWASHER GS2-GS3-GS4/2-GS4/2AF-GS6
GS6AF-GS7-GS8-GS9-GS18-GS19-GS20-GS30-GS82-GS82M
GS83-GS100-GS102-GSP45

JEMI 2006053

EGO 5513219350




REGELUNGSTHERMOSTAT 0-93°C

halbmondförmiger Stift ø 6x4,6 mm
Kapillar 2300 mm
Fühler ø 6x100 mm
mit Stopfbüchse Anschluss ø M9x1 - 16A 250V
für JEMI SPÜLMASCHINE GS2-GS3-GS4/2-GS4/2AF-GS6
GS6AF-GS7-GS8-GS9-GS18-GS19-GS20-GS30-GS82-GS82M
'GS83-GS100-GS102-GSP45



TERMOSTATO REGULACIÓN 0-93°C

perno ø 6x4,6 mm
capilar 2300 mm
bulbo ø 6x100 mm
con racor prensa estopa ø M9x1 - 16A 250V
para JEMI LAVAVAJILLAS GS2-GS3-GS4/2-GS4/2AF-GS6
GS6AF-GS7-GS8-GS9-GS18-GS19-GS20-GS30-GS82-GS82M
GS83-GS100-GS102-GSP45



3444361



TERMOSTATO MONOFASE 50-300°C

capillare 950 mm
bulbo ø 3x160 mm - 16A 250V
perno mezzaluna ø 6x4,6 mm
per JEMI LAVASTOVIGLIE MA/MC



SINGLE-PHASE THERMOSTAT 50-300°C

capillary length 950 mm
bulb ø 3x160 mm - 16A 250V
D shaft ø 6x4.6 mm
for JEMI DISHWASHER MA/MC

JEMI 2006061

EGO 5513069500



THERMOSTAT 1-POLIG 50-300°C

Kapillarlänge 950 mm
Fühler ø 3x160 mm - 16A 250V
Achse ø 6x4,6 mm
für JEMI SPÜLMASCHINE MA/MC



TERMOSTATO MONOFÁSICO 50-300°C

capilar 950 mm
bulbo ø 3x160 mm - 16A 250V
perno media luna ø 6x4,6 mm
para JEMI LAVAVAJILLAS MA/MC



3444763



TERMOSTATO MONOFASE 140°C

a riarmo manuale
capillare ricoperto 1550 mm
bulbo ø 6x77 mm - 16A 230V
per JEMI LAVASTOVIGLIE GS2-GS6-GS6AF-GS7-GS18-GS19
GS20-GS30-GS82-GS82M-GS83-GS100-GS102-GSP45



SINGLE-PHASE THERMOSTAT 140°C

with manual reset
covered capillary 1550 mm
bulb ø 6x77 mm - 16A 230V
for JEMI DISHWASHER GS2-GS6-GS6AF-GS7-GS18-GS19
GS20-GS30-GS82-GS82M-GS83-GS100-GS102-GSP45

JEMI 2006062

EGO 5513529170



THERMOSTAT 1-POLIG 140°C

mit Handrückstellung
Kapillar beschichtet 1550 mm.
Fühler ø 6x77 mm - 16A 230V
für JEMI SPÜLMASCHINE GS2-GS6-GS6AF-GS7-GS18-GS19
GS20-GS30-GS82-GS82M-GS83-GS100-GS102-GSP45



TERMOSTATO MONOFÁSICO 140°C

con rearme manual
capilar recubierto 1550 mm
bulbo ø 6x77 mm - 16A 230V
para JEMI LAVAVAJILLAS GS2-GS6-GS6AF-GS7-GS18-GS19
GS20-GS30-GS82-GS82M-GS83-GS100-GS102-GSP45





3444839



KIT TERMOSTATO MONOFASE 0-93°C

perno mezzaluna ø 6x4,6 mm
capillare 2300 mm
bulbo ø 6x100 mm
con raccordo premistoppa ø M9x1 - 16A 250V
completo di staffa e guaina portabulbo
per JEMI LAVASTOVIGLIE MA/MC



SINGLE-PHASE THERMOSTAT 0-93°C

D-shaft ø 6x4.6 mm
capillary 2300 mm
bulb ø 6x100 mm
with adapter nipple gland ø M9x1 - 16A 250V
with bracket and probe receptacle
for JEMI DISHWASHER MA/MC

JEMI 1420788

EGO 5513219350



KIT THERMOSTA EIN-PHASIG 0-93°C

halbmondförmiger Achse ø 6x4,6 mm
Kapillar 2300 mm
Fühler ø 6x100 mm
mit Überwurfschraube für Stopfbüchse ø M9x1 - 16A
mit Bügel und mit Hülse für Wulst
für JEMI SPÜLMASCHINE MA/MC



KIT TERMOSTATO MONOFÁSICO 0-93°C

perno media luna ø 6x4,6 mm
capilar recubierto 2300 mm
bulbo ø 6x100 mm
con racor prensaestopa ø M9x1 - 16A 250V
completo de abrazadera y con vaina bulbo
para JEMI LAVAVAJILLAS MA/MC

LINEA BLANCA - TORNADO

3444004



TERMOSTATO TR2 0-90°C

capillare 1500 mm
bulbo ø 6,5x95 mm - 15A 250V
perno mezzaluna ø 6x4,6 mm



THERMOSTAT TR2 0-90°C

capillary 1500 mm
bulb ø 6.5x95 mm -15A 250V
D shaft ø 6x4.6 mm

LINEA BLANCA A030067



THERMOSTAT TR2 0÷90°C

Kapillar 1500 mm
Fühler ø 6,5x95 mm - 15A 250V
Achse ø 6x4,6 mm



TERMOSTATO TR2 0-90°C

capilar 1500 mm
bulbo ø 6,5x95 mm - 15A 250V
perno media luna ø 6x4,6 mm

3444008



MANOPIOLA NERA TERMOSTATO 0-90°C

foro a mezzaluna ø 6x4,6 mm
per termostato TR/2



BLACK KNOB FOR THERMOSTAT 0-90°C

D shaft ø 6x4.6 mm
for thermostat TR/2

LINEA BLANCA A030068



SCHWARZER KNEBEL FÜR THERMOSTAT 0-90°C

Loch ø 6x4,6 mm
für Thermostat TR/2



MANDO NEGRO TERMOSTATO 0-90°C

foro de media luna ø 6x4,6 mm
para termostato TR/2



Adattabile per • Suitable for • Passend für • Adaptable

UNIVERBAR

3444197



TERMOSTATO DI REGOLAZIONE VASCA 0-90°C

capillare ricoperto 1000 mm
bulbo ø 6,5x98 mm
15A 250V
perno mezzaluna ø 6x4,6 mm
per UNIVERBAR LAVASTOVIGLIE MIX-TOP-MINIBET-BET37
MINIBETD-BET37D-BET40-BET40D-ERGON-ERGOND-MIDI40
MIDI40D-SINCRO-SINCROD-MIDI50-MIDI50D-LOGOS-LOGOSD
OMEGA-OMEGAD-COSMO-COMPACT-CASTA-BRAMA-UBR530/2R
UBF530/2R-ETRACR-ETRACF-UBF850/2R



TANK THERMOSTAT 0-90°C

covered capillary 1000 mm
bulb ø 6.5x98 mm
15A 250V
D-shaft ø 6x4.6 mm
for UNIVERBAR DISHWASHER MIX-TOP-MINIBET-BET37
MINIBETD-BET37D-BET40-BET40D-ERGON-ERGOND-MIDI40
MIDI40D-SINCRO-SINCROD-MIDI50-MIDI50D-LOGOS-LOGOSD
OMEGA-OMEGAD-COSMO-COMPACT-CASTA-BRAMA-UBR530/2R
UBF530/2R-ETRACR-ETRACF-UBF850/2R



REGELUNGSTHERMOSTAT FÜR TANK 0-90°C

Kapillar isoliert 1000 mm
Fühler ø 6,5x98 mm
15A 250V
halbmondförmig Stift ø 6x4,6 mm
für UNIVERBAR SPÜLMASCHINE MIX-TOP-MINIBET-BET37
MINIBETD-BET37D-BET40-BET40D-ERGON-ERGOND-MIDI40
MIDI40D-SINCRO-SINCROD-MIDI50-MIDI50D-LOGOS-LOGOSD
OMEGA-OMEGAD-COSMO-COMPACT-CASTA-BRAMA-UBR530/2R
UBF530/2R-ETRACR-ETRACF-UBF850/2R



TERMOSTATO REGULACIÓN CUBA 0-90°C

capilar recubierto 1000 mm
bulbo ø 6,5x98 mm
15A 250V
perno media luna ø 6x4,6 mm
para UNIVERBAR LAVAVAJILLAS MIX-TOP-MINIBET-BET37
MINIBETD-BET37D-BET40-BET40D-ERGON-ERGOND-MIDI40
MIDI40D-SINCRO-SINCROD-MIDI50-MIDI50D-LOGOS-LOGOSD
OMEGA-OMEGAD-COSMO-COMPACT-CASTA-BRAMA-UBR530/2R
UBF530/2R-ETRACR-ETRACF-UBF850/2R



UNIVERBAR 4044

3444008



MANOPOLA NERA TERMOSTATO 0-90°C

foro a mezzaluna ø 6x4,6 mm
per termostato TR/2



BLACK KNOB FOR THERMOSTAT 0-90°C

D shaft ø 6x4.6 mm
for thermostat TR/2



SCHWARZER KNEBEL FÜR THERMOSTAT 0-90°C

Loch ø 6x4,6 mm
für Thermostat TR/2



MANDO NEGRO TERMOSTATO 0-90°C

foro de media luna ø 6x4,6 mm
para termostato TR/2



UNIVERBAR 3321

3444246



TERMOSTATO SICUREZZA BOILER 100°C

4 contatti 16A 250V
per UNIVERBAR LAVASTOVIGLIE MIX-TOP-MINIBET-BET37
MINIBETD-BET37D-BET40-BET40D-ERGON-ERGOND-MIDI40
MIDI40D-SINCRO-SINCROD-MIDI50-MIDI50D-LOGOS-LOGOSD
OMEGA-OMEGAD-COSMO-COMPACT-CASTA-BRAMA



SAFETY THERMOSTAT FOR BOILER 100°C

4 contacts 16A 250V
for UNIVERBAR DISHWASHER MIX-TOP-MINIBET-BET37
MINIBETD-BET37D-BET40-BET40D-ERGON-ERGOND-MIDI40
MIDI40D-SINCRO-SINCROD-MIDI50-MIDI50D-LOGOS-LOGOSD
OMEGA-OMEGAD-COSMO-COMPACT-CASTA-BRAMA



SICHERHEITSTHERMOSTAT BOILER 100°C

4 Anschlüsse 16A/250V
für UNIVERBAR SPÜLMASCHINE MIX-TOP-MINIBET-BET37
MINIBETD-BET37D-BET40-BET40D-ERGON-ERGOND-MIDI40
MIDI40D-SINCRO-SINCROD-MIDI50-MIDI50D-LOGOS-LOGOSD
OMEGA-OMEGAD-COSMO-COMPACT-CASTA-BRAMA



TERMOSTATO SEGURIDAD CALDERÍN 100°C

4 contactos 16A 250V
para UNIVERBAR LAVAVAJILLAS MIX-TOP-MINIBET-BET37
MINIBETD-BET37D-BET40-BET40D-ERGON-ERGOND-MIDI40
MIDI40D-SINCRO-SINCROD-MIDI50-MIDI50D-LOGOS-LOGOSD
OMEGA-OMEGAD-COSMO-COMPACT-CASTA-BRAMA



UNIVERBAR 4751



Adattabile per • Suitable for • Passend für • Adaptable

3443056



TERMOSTATO A CONTATTO

16A 250V
per FI30/48/64/72-LVR10-LVC12/15/21



CONTACT THERMOSTAT

16A 250V
for FI30/48/64/72-LVR10-LVC12/15/21

FAGOR Z653013000

FAGOR Z718405000



ANLEGETHERMOSTAT

16A 250V
für FI30/48/64/72-LVR10-LVC12/15/21



TERMOSTATO DE CONTACTO

16A 250V
para FI30/48/64/72-LVR10-LVC12/15/21



3186330



GUARNIZIONE TERMOSTATO



THERMOSTAT GASKET

FAGOR N503017000



DICHTUNG FÜR THERMOSTAT



JUNTA TERMOSTATO



3443067



TERMOSTATO A CONTATTO 90°C

a riarmo manuale
per LINEA BLANCA LAVASTOVIGLIE LC2300TR-LC2600
LC2800-LC3800-LC4200



CONTACT THERMOSTAT 90°C

manual reset
for LINEA BLANCA DISHWASHER LC2300TR-LC2600
LC2800-LC3800-LC4200

LINEA BLANCA A030067/4



ANLEGETHERMOSTAT 90°C

Sicherheitsthermostat
für LINEA BLANCA GESCHIRRSPÜLER LC2300TR-LC2600
LC2800-LC3800-LC4200



TERMOSTATO DE CONTACTO 90°C

con rearme manual
para LINEA BLANCA LAVAVAJILLAS LC2300TR-LC2600
LC2800-LC3800-LC4200



3443068



TERMOSTATO A CONTATTO 90°C

a riarmo manuale
per LINEA BLANCA LAVASTOVIGLIE LC1000-LC1500
LC1700-LC2000-LC2300



CONTACT THERMOSTAT 90°C

manual reset
for LINEA BLANCA DISHWASHER LC1000-LC1500
LC1700-LC2000-LC2300

LINEA BLANCA A030067/3



ANLEGETHERMOSTAT 90°C

Sicherheitsthermostat
für LINEA BLANCA GESCHIRRSPÜLER LC1000-LC1500
LC1700-LC2000-LC2300



TERMOSTATO DE CONTACTO 90°C

con rearme manual
para LINEA BLANCA LAVAVAJILLAS LC1000-LC1500
LC1700-LC2000-LC2300





Adattabile per • Suitable for • Passend für • Adaptable

3444609



TERMOSTATO A CONTATTO 95°C

a riarmo manuale

per LINEA BLANCA LC80-LC140-LC1000-LC1500-LC1700
LC2000-LC2300-LC2300TR-LC2600-LC2800-LC3800-LC4200



CONTACT THERMOSTAT 95°C

manual reset

for LINEA BLANCA LC80-LC140-LC1000-LC1500-LC1700
LC2000-LC2300-LC2300TR-LC2600-LC2800-LC3800-LC4200



ANLEGETHERMOSTAT 95°C

Sicherheitsthermostat

für LINEA BLANCA LC80-LC140-LC1000-LC1500-LC1700
LC2000-LC2300-LC2300TR-LC2600-LC2800-LC3800-LC4200



TERMOSTATO DE CONTACTO 95°C

con rearme manual

p.LINEA BLANCA LC80-LC140-LC1000-LC1500-LC1700
LC2000-LC2300-LC2300TR-LC2600-LC2800-LC3800-LC4200

LINEA BLANCA A030067/1

3443069



TERMOSTATO A CONTATTO

per SAMMIC LAVASTOVIGLIE SL18-SL19



CONTACT THERMOSTAT

for SAMMIC DISHWASHER SL18-SL19



THERMOSTAT

für SAMMIC SPÜLMASCHINE SL18-SL19



TERMOSTATO DE CONTACTO

para SAMMIC LAVAVAJILLAS SL18-SL19



SAMMIC 2309043

3444607



TERMOSTATO A CONTATTO PER BOILER 110°C

a riarmo manuale

per SAMMIC LAVASTOVIGLIE SU600S



CONTACT THERMOSTAT FOR BOILER 110°C

manual reset

for SAMMIC DISHWASHER SU600S



ANLEGETHERMOSTAT FÜR BOILER 110°C

Sicherheitsthermostat

für SAMMIC SPÜLMASCHINE SU600S



TERMOSTATO DE CONTACTO P.CALDERÍN 110°C

con rearme manual

para SAMMIC LAVAVAJILLAS SU600S



SAMMIC 2302852



Adattabile per • Suitable for • Passend für • Adaptable

3739009



TRASFORMATORE 220-380/24V 50/60Hz
per JEMI LAVASTOVIGLIE MA/MC



TRANSFORMER 220-380/24V 50/60Hz
for JEMI DISHWASHER MA/MC

JEMI 2053007



TRANSFORMATOR 220-380/24V 50/60Hz
für JEMI SPÜLMASCHINE MA/MC



TRANSFORMADOR 220-380/24V 50/60Hz
para JEMI LAVAVAJILLAS MA/MC



3739012



TRASFORMATORE 230-400-460/115-230V
per JEMI LAVASTOVIGLIE GS30-GS82-GS82M-GS83-GS100
GS102



TRANSFORMER 230-400-460/115-230V
for JEMI DISHWASHER GS30-GS82-GS82M-GS83-GS100
GS102

JEMI 2053024



TRANSFORMATOR 230-400-460/115-230V
für JEMI SPÜLMASCHINE GS30-GS82-GS82M-GS83-GS100
GS102



TRANSFORMADOR 230-400-460/115-230V
para JEMI LAVAVAJILLAS GS30-GS82-GS82M-GS83-GS100
GS102



Tubi di carico • Zulaufschläuche
Load pipes • Latiguillos de entrada

3449001



TUBO CARICO CURVO ø 3/4" FF 150 cm
ø esterno 16 mm - ø interno 10 mm
temperatura max 90°C
pressione max 10 bar



BENT INLET HOSE ø 3/4" F.F. 150 cm
external ø 16 mm - internal ø 10 mm
max temperature 90°C
max pressure 10 bar

JEMI 1012105

LINEA BLANCA A040281



ZULAUFSCHLAUCH GEWINK. ø3/4" IX3/4" I 150cm
Aussen ø 16 mm - Innendurchmesser 10 mm
Betriebstemperatur max: 90°C
Betriebsdruck 10 bar max



TUBO ENTRADA AGUA CURVO ø 3/4" HH 150cm
ø exterior 16 mm - ø interior 10 mm
temperatura max 90°C
presión max 10 bar



3449055



TUBO CARICO CURVO ø 3/4" 150 cm
tubo termoplastico con rinforzo tessile
ø 18x12 mm - ghiera ø 3/4" F
portagomma e curva in Nylon con guarnizioni
temperatura max 90°C - pressione max 10 bar
con omologazione VDE, non per acqua potabile



BENT INLET HOSE ø 3/4" 150 cm
thermoplastic hose with textile reinforcement
ø 18x12 mm - ring nuts ø 3/4" F
hose-end fitting and elbow in Nylon with gaskets
max temperature 90°C - max pressure 10 bar
article with VDE approval, not for drinkable water

FAGOR Z601114000



ZULAUFSCHLAUCH GEWINKELT ø 3/4" 150 cm
thermoplastischer Schlauch mit Textileinlage
ø 18x12 mm - Ringen ø 3/4" Innen
Schlauchadapter u. Winkelstück aus Nylon m. Dichtung
Betriebstemperatur: max 90°C - Betriebsdruck: max 10-40 bar
Artikel mit VDE-Zulassung, nicht für Trinkwasser



TUBO DE ENTRADA AGUA CURVO ø 3/4" 150 cm
tubo termoplastico con refuerzo textil
ø 18x12 mm - cercos ø 3/4" H
portagoma y curva de Nylon con juntas
temperatura max 90°C - presión max 10 bar
con omologación VDE, no para agua potable





Adattabile per • Suitable for • Passend für • Adaptable

3449034



TUBO CARICO CURVO ø 3/4" 150 cm

in EPDM rivestito inox ø 17x12 mm.
curva e ghiera ø 3/4" F - temperatura max 93°C
pressione max 20 bar
omologato per acqua potabile
SVGW (CH), CSTBat (F), WRAS (UK)



BENT INLET HOSE ø 3/4" 150 cm

EPDM hose covered with s/steel braid ø 17x12 mm
elbow and ring nuts ø 3/4" F - max temperature 93°C
max pressure 20 bar
approved for drinkable water
DVGW (D), SVGW (CH), CSTBat (F), WRAS (UK)



ZULAUFSCHLAUCH GEWINKELT ø 3/4" 150 cm

EPDM-Schlauch INOX umflochten ø 17x12 mm
Winkelstück und Ringen ø 3/4" F - Betriebstemperatur max: 93°C
Betriebsdruck max 20 bar
Homologationszertifikat für Trinkwasser
DVGW (D), SVGW (CH), CSTBat (F), WRAS (UK)



TUBO DE ENTRADA AGUA CURVO ø 3/4" 150 cm

de EPDM recubierto inox ø 17x12 mm
curva y cercos ø 3/4" H - temperatura max 93°C
presión max 20 bar
omologado para agua potable
DVGW (D), SVGW (CH), CSTBat (F), WRAS (UK)

UNIVERBAR 4567

3449106



TUBO INOX ø 1" FF 950 mm



STAINLESS STEEL PIPE ø 1" FF 950 mm



INOX SCHLAUCH ø 1" FF 950 mm



TUBO INOX ø 1" FF 950 mm



FAGOR Z951101000

3449025



FILTRO INOX PER TUBO CARICO ø 3/4"

per tutti i modelli



INLET HOSE STAINLESS STEEL FILTER ø 3/4"

for all models



INOX FILTER FÜR ZULAUFSCHLAUCH ø 3/4"

für alle Modelle



FILTRO INOX PARA TUBO ENTRADA AGUA ø 3/4"

para todos los modelos



3449026



GUARNIZIONE ø 3/4"



GASKET ø 3/4"



DICHTUNG ø 3/4"



JUNTA ø 3/4"



FAGOR Q307031000

FAGOR Z701132000

3449453



FASCETTA STRINGITUBO 25-40

per tubi ø 25÷40 mm
in acciaio inox AISI 304
altezza 9 mm - vite E6



HOSE CLAMP 25-40

for pipes ø 25÷40 mm
stainless steel AISI 304
height 9 mm and E6 screw



SCHLAUCHSCHELLE 25-40

für Schläuche ø 25÷40 mm
aus INOX Stahl AISI 304
Bandbreite 9 mm und Schraube E6



ABRAZADERA DE TUBO 25-40

para tubos ø 25÷40 mm
en acero inox AISI 304
altura 9 mm - tornillo E6



JEMI 2501048

LINEA BLANCA A060172

Tubi di scarico • Ablaufschläuche
Water outlet pipes • Tubos descarga agua



Adattabile per • Suitable for • Passend für • Adaptable

3450129



TUBO SCARICO 1500 mm
manicotti \varnothing interno 47 e 60 mm



DRAIN PIPE 1500 mm
hoses internal \varnothing 47 e 60 mm

FAGOR Z200910000



AUSLAUFROHR 1500 mm
Schläuche Innen- \varnothing 47 und 60 mm



TUBO DESAGÜE 1500 mm
manguitos \varnothing interior 47 e 60 mm



3450026



TUBO SCARICO \varnothing 28x1500 mm
manicotto \varnothing interno 24 mm. - manicotto con curva \varnothing 28 mm.



DRAIN PIPE \varnothing 28x1500 mm
muff internal \varnothing 24 mm - muff with elbow \varnothing 28 mm

SAMMIC 2305114



ABLAUFSCHLAUCH \varnothing 28x1500 mm
Muffe Innen \varnothing 24 mm - Muffe mit Winkelanschluss \varnothing 28 mm



TUBO DESAGÜE \varnothing 28x1500 mm
manguito \varnothing interior 24 mm - manguito con curva \varnothing 28 mm



3450137



TUBO SCARICO \varnothing 22x1900 mm
manicotti \varnothing interno 20 mm



DRAIN HOSE \varnothing 22x1900 mm
coupling hose internal \varnothing 20 mm

FAGOR Z220903000



AUSLAUFROHR \varnothing 22x1900 mm
Schläuche \varnothing Innen 20 mm



TUBO DESAGÜE \varnothing 22x1900 mm
manguitos \varnothing interior 20 mm



3450032



TUBO SCARICO \varnothing 38x2000 mm
manicotti \varnothing interno 31 e 40 mm



DRAIN PIPE \varnothing 38x2000 mm
muffs internal \varnothing 31 and 40 mm

LINEA BLANCA A040282G



ABLAUFSCHLAUCH \varnothing 38x2000 mm
Muffen Innen \varnothing 31 und 40 mm



TUBO DESAGÜE \varnothing 38x2000 mm
manguitos \varnothing interior 31 y 40 mm



3450142



TUBO SCARICO \varnothing 33x1500 mm
manicotto \varnothing interno 28 mm



OUTLET HOSE \varnothing 33x1500 mm
coupling hose internal \varnothing 28 mm

FAGOR Z682102000



AUSLAUFROHR \varnothing 33x1500 mm
Schlauch \varnothing Innen 28 mm



TUBO DESAGÜE \varnothing 33x1500 mm
manguito \varnothing interior 28 mm



3450028



TUBO SCARICO \varnothing 29x1500 mm
manicotti \varnothing interno 24 e 28 mm



DRAIN PIPE \varnothing 29x1500 mm
muffs internal \varnothing 24 and 28 mm

JEMI 1010281

LINEA BLANCA 0A40280



ABLAUFSCHLAUCH LÄNGE \varnothing 29x1500 mm
Muffen Innen \varnothing 24 und 28 mm



TUBO DESAGÜE \varnothing 29x1500 mm
manguitos \varnothing interior 24 y 28 mm





Adattabile per • Suitable for • Passend für • Adaptable

3450135



TUBO MANDATA LAVAGGIO

altezza 590 mm



WASH OUTLET PIPE

height 590 mm



WASCHDRUCKSCHLAUCH

Höhe 590 mm



TUBO ASPIRACIÓN LAVADO

altura 590 mm



FAGOR Z440711000

3450138



TUBO MANDATA LAVAGGIO

altezza 790 mm



WASH OUTLET PIPE

height 790 mm



WASCHDRUCKSCHLAUCH

Höhe 790 mm



TUBO ASPIRACIÓN LAVADO

altura 790 mm



FAGOR Z260701000

3450139



TUBO MANDATA LAVAGGIO

altezza 525 mm



WASH OUTLET PIPE

height 525 mm



WASCHDRUCKSCHLAUCH

Höhe 525 mm



TUBO ASPIRACIÓN LAVADO

altura 525 mm



FAGOR Z410711000

3450140



TUBO MANDATA LAVAGGIO

altezza 680 mm



WASH OUTLET PIPE

height 680 mm



WASCHDRUCKSCHLAUCH

Höhe 680 mm



TUBO ASPIRACIÓN LAVADO

altura 680 mm



FAGOR Z200706000

3450141



TUBO MANDATA LAVAGGIO

altezza 730 mm



WASH OUTLET PIPE

height 730 mm



WASCHDRUCKSCHLAUCH

Höhe 730 mm



TUBO ASPIRACIÓN LAVADO

altura 730 mm



FAGOR 12Z7107090

Tubi di scarico • Ablaufschläuche
Water outlet pipes • Tubos descarga agua



Adattabile per • Suitable for • Passend für • Adaptable

3450236



TUBO GOMMA NERA ø 5x9 mm - 20 mt

tubo in gomma per dosatori
ø esterno 9 mm
ø interno 5 mm



BLACK RUBBER HOSE ø 5x9 mm - 20 m

rubber hose for dosing pumps
ø external 9 mm
ø internal 5 mm

FAGOR 3704000000

JEMI 1010202



GUMMISCHLAUCH SCHWARZ ø 5x9 mm - 20 m

Gummischlauch für Dosiergeräte
ø außen 9 mm
ø innen 5 mm



TUBO GOMA NEGRA ø 5x9 mm - 20 m

tubo de goma para dosificadores
ø exterior 9 mm
ø interior 5 mm

20 mt



3450621



TUBO PRESSOSTATO ø 10x16 mm - 5 mt

temperatura -30°+110°C
pressione esercizio 10 bar
pressione scoppio 40 bar
tubo in gomma alimentare
ø esterno 16 mm
ø interno 10 mm
in rotoli da 5 mt
per rotoli da 40 mt vedi 3450651



PRESSURE SWITCH PIPE ø 10x16 mm - 5 m

temperature -30°+110°C
operating pressure 10 bar
burst pressure 40 bar
non-toxic rubber hose
external ø 16 mm
internal ø 10 mm
5-m bundles
for 40-m bundles see 3450651

FAGOR 3676900000

UNIVERBAR 4128



PRESSOSTATSCHLAUCH ø 10x16 mm - 5 m

Temperatur -30°+110°C
Betriebsdruck 10 bar
Platzdruck 40 bar
Schlauch aus Lebensmittelgummi
Aussen ø 16 mm
Innen ø 10 mm
5 m Rolle
für 40 m Rollen siehe 3450651



TUBO PRESOSTATO ø 10x16 mm - 5 m

temperatura -30°+110°C
presión funcionamiento 10 bar
presión de estallido 40 bar
tubo de goma alimentario
ø exterior 16 mm
ø interior 10 mm
en rollos de 5 m
para rollos de 40 m véase 3450651

5 mt



3450651



TUBO PRESSOSTATO ø 10x16 mm - 40 mt

temperatura -30°+110°C
pressione esercizio 10 bar
pressione scoppio 40 bar
tubo in gomma alimentare
ø esterno 16 mm
ø interno 10 mm
in rotoli da 40 mt
per rotoli da 5 mt vedi 3450621



PRESSURE SWITCH PIPE ø 10x16 mm - 40 m

temperature -30°+110°C
operating pressure 10 bar
burst pressure 40 bar
non-toxic rubber hose
external ø 16 mm
internal ø 10 mm
40-m bundles
for 5-m bundles see 3450621



PRESSOSTATSCHLAUCH ø 10x16 mm - 40 m

Temperatur -30°+110°C
Betriebsdruck 10 bar
Platzdruck 40 bar
Schlauch aus Lebensmittelgummi
Aussen ø 16 mm
Innen ø 10 mm
40 m Rolle
für 5 m Rollen siehe 3450621



TUBO PRESOSTATO ø 10x16 mm - 40 m

temperatura -30°+110°C
presión funcionamiento 10 bar
presión de estallido 40 bar
tubo de goma alimentario
ø exterior 16 mm
ø interior 10 mm
en rollos de 40 m
para rollos de 5 m véase 3450621

40 mt





Adattabile per • Suitable for • Passend für • Adaptable

3450143



TUBO GOMMA 1000 mm

ø interno 45 mm - ø esterno 60 mm
 tubo di raccordo gruppo lavaggio inf/sup
 per LINEA BLANCA LAVASTOVIGLIE LC1700-LC2000
 LC2300-LC2300TR-LC2600-LC2800-LC3800-LC4200



RUBBER PIPE 1000 mm

internal ø 45 mm - external ø 60 mm
 connecting pipe for upper/lower wash group
 for LINEA BLANCA DISHWASHER LC1700-LC2000
 LC2300-LC2300TR-LC2600-LC2800-LC3800-LC4200



GUMMISCHLAUCH 1000 mm

Innen ø 45 mm - Aussen ø 60 mm
 Schlauch Waschgruppeanschluss unten/oben
 für LINEA BLANCA GESCHIRRSPÜLER LC1700-LC2000
 LC2300-LC2300TR-LC2600-LC2800-LC3800-LC4200



TUBO GOMA 1000 mm

ø interior 45 mm - ø exterior 60 mm
 tubo racor grupo lavado inf/sup
 para LINEA BLANCA LAVAVAJILLAS LC1700-LC2000
 LC2300-LC2300TR-LC2600-LC2800-LC3800-LC4200



LINEA BLANCA A040233

3449451



FASCETTA STRINGITUBO 10-17

per tubi ø 10÷17 mm
 in acciaio inox AISI 304
 altezza 9 mm e vite E6



HOSE CLAMP 10-17

for pipes ø 10÷17 mm
 stainless steel AISI 304
 height 9 mm and E6 screw



SCHLAUCHSCHELLE 10-17

für Schläuche ø 10÷17 mm
 aus INOX Stahl AISI 304
 Bandbreite 9 mm und Schraube E6



ABRAZADERA DE TUBO 10-17

para tubos ø 10÷17 mm
 en acero inox AISI 304
 altura 9 mm y tornillo E6



FAGOR Q881308000

3449455



FASCETTA STRINGITUBO 40-60

per tubi ø 40÷60 mm
 in acciaio inox AISI 304
 altezza 9 mm e vite E6



HOSE CLAMP 40-60

for pipes ø 40÷60 mm
 stainless steel AISI 304
 height 9 mm and E6 screw



SCHLAUCHSCHELLE 40-60

für Schläuche ø 40÷60 mm
 aus INOX Stahl AISI 304
 Bandbreite 9 mm und Schraube E6



ABRAZADERA DE TUBO 40-60

para tubos ø 40÷60 mm
 en acero inox AISI 304
 altura 9 mm y tornillo E6



FAGOR Q881306000

FAGOR Q881307000

**Tubi troppopieno • Überlaufrohre
 Overflow pipes • Tubos rebosaderos**



Adattabile per • Suitable for • Passend für • Adaptable

FAGOR

3448228



TUBO TROPPOPIENO ø 25x165 mm

in plastica
per LVR10-LVC12/15/21



OVERFLOW PIPE ø 25x165 mm

of plastic
for LVR10-LVC12/15/21



ÜBERLAUFROHR ø 25X165 mm

aus Kunststoff
für LVR10-LVC12/15/21



TUBO REBOSADERO ø 25x165 mm

de plástico
para LVR10-LVC12/15/21



FAGOR Z400907000

3448226



TUBO TROPPOPIENO ø 40x179 mm

in plastica
per FI30/48/50/64/72/48B/64B



OVERFLOW PIPE ø 40x179 mm

of plastic
for FI30/48/50/64/72/48B/64B



ÜBERLAUFROHR ø 40x179 mm

aus Kunststoff
für FI30/48/50/64/72/48B/64B



TUBO REBOSADERO ø 40x179 mm

de plástico
para FI30/48/50/64/72/48B/64B



FAGOR Z200909000

3448227



TUBO TROPPOPIENO ø 40x395 mm

in plastica
per FI100/120-ECO120-MF120



OVERFLOW PIPE ø 40x395 mm

of plastic
for FI100/120-ECO120-MF120



ÜBERLAUFROHR ø 40x395 mm

aus Kunststoff
für FI100/120-ECO120-MF120



TUBO REBOSADERO ø 40x395 mm

de plástico
para FI100/120-ECO120-MF120



FAGOR Z710901000

3448263



TUBO TROPPOPIENO ø 42x440 mm

in plastica



OVERFLOW PIPE ø 42x440 mm

in plastic



ÜBERLAUFROHR ø 42x440 mm

aus Kunststoff



TUBO REBOSADERO ø 42x440 mm

en plástico



FAGOR Z270901000



Adattabile per • Suitable for • Passend für • Adaptable

JEMI

3448181



TUBO TROPPOPIENO ø 35x135 mm

in plastica

per JEMI LAVASTOVIGLIE GS2-GS3-GS4/2-GS4/2AF-GS6
GS6AF-GS8/2-GS9-GS18-GS19



OVERFLOW PIPE ø 35x135 mm

made of plastic

for JEMI DISHWASHER GS2-GS3-GS4/2-GS4/2AF-GS6
GS6AF-GS8/2-GS9-GS18-GS19

JEMI 1016003



ÜBERLAUF ø 35x135 mm

aus Kunststoff

für JEMI SPÜLMASCHINE GS2-GS3-GS4/2-GS4/2AF-GS6
GS6AF-GS8/2-GS9-GS18-GS19



REBOSADERO ø 35x135 mm

de plástico

para JEMI LAVAVAJILLAS GS2-GS3-GS4/2-GS4/2AF-GS6
GS6AF-GS8/2-GS9-GS18-GS19



3448182



TUBO TROPPOPIENO ø 35x225 mm

in plastica

per JEMI LAVASTOVIGLIE GS30



OVERFLOW PIPE ø 35x225 mm

made of plastic

for JEMI DISHWASHER GS30

JEMI 1016030



ÜBERLAUF ø 35x225 mm

aus Kunststoff

für JEMI SPÜLMASCHINE GS30



REBOSADERO ø 35x225 mm

de plástico

para JEMI LAVAVAJILLAS GS30



3448183



TUBO TROPPOPIENO ø 35x253 mm

in plastica

per JEMI LAVASTOVIGLIE GS82-GS82M-GS100



OVERFLOW ø35x253 mm

made of plastic

for GS82-GS100

JEMI 1016082



ÜBERLAUF ø 35x253 mm

aus Kunststoff

für JEMI SPÜLMASCHINE GS82-GS82M-GS100



REBOSADERO ø 35x253 mm

de plástico

para JEMI LAVAVAJILLAS GS82-GS82M-GS100



3448267



TUBO TROPPOPIENO ø 37x500 mm

in plastica

per JEMI LAVASTOVIGLIE GS83-GS102



OVERFLOW PIPE ø 37x500 mm

in plastic

for JEMI DISHWASHER GS83-GS102

JEMI 1016083



ÜBERLAUFROHR ø 37x500 mm

aus Kunststoff

für JEMI SPÜLMASCHINE GS83-GS102



TUBO REBOSADERO ø 37x500 mm

en plástico

para JEMI LAVAVAJILLAS GS83-GS102



Tubi troppopieno • Überlaufrohre Overflow pipes • Tubos rebosaderos



Adattabile per • Suitable for • Passend für • Adaptable

3448268



TUBO TROPPOPIENO ø 35x162 mm

in acciaio inox
per JEMI LAVASTOVIGLIE MA/MC



OVERFLOW PIPE ø 35x162 mm

in stainless steel
for JEMI DISHWASHER MA/MC



ÜBERLAUFROHR ø 35x162 mm

aus Inox
für JEMI SPÜLMASCHINE MA/MC



TUBO REBOSADERO ø 35x162 mm

en acero inox
para JEMI LAVAVAJILLAS MA/MC



JEMI 1016100

LINEA BLANCA - TORNADO

3448189



TUBO TROPPOPIENO ø 25x130 mm

in plastica
per LINEA BLANCA LAVASTOVIGLIE LC80-LC140-LC1000
LC1500-LC1700-LC2000-LC2300-LC2300TR-LC2600-LC2800



OVERFLOW PIPE ø 25x130 mm

in plastic
for LINEA BLANCA DISHWASHER LC80-LC140-LC1000
LC1500-LC1700-LC2000-LC2300-LC2300TR-LC2600-LC2800



ÜBERLAUFROHR ø 25x130 mm

aus Kunststoff
für LINEA BLANCA GESCHIRRSPÜLER LC80-LC140-LC1000
LC1500-LC1700-LC2000-LC2300-LC2300TR-LC2600-LC2800



TUBO REBOSADERO ø 25x130 mm

en plástico
para LINEA BLANCA LAVAVAJILLAS LC80-LC140-LC1000
LC1500-LC1700-LC2000-LC2300-LC2300TR-LC2600-LC2800



LINEA BLANCA A040211

3448188



TUBO TROPPOPIENO ø 25x150 mm

in plastica
per LINEA BLANCA LAVASTOVIGLIE LC2300-LC2600
LC3500-LC4000



OVERFLOW PIPE ø 23x150 mm

in plastic
for LINEA BLANCA DISHWASHER LC2300-LC2600
LC3500-LC4000



ÜBERLAUFROHR ø 23x150 mm

aus Kunststoff
für LINEA BLANCA SPÜLMASCHINE LC2300-LC2600
LC3500-LC4000



TUBO REBOSADERO ø 23x150 mm

en plástico
para LINEA BLANCA LAVAVAJILLAS LC2300-LC2600
LC3500-LC4000



LINEA BLANCA A050160

3448264



TUBO TROPPOPIENO ø 34x395 mm

in plastica
per LINEA BLANCA LAVASTOVIGLIE LC3800-LC4200



OVERFLOW PIPE ø 34x395 mm

in plastic
for LINEA BLANCA DISHWASHER LC3800-LC4200



ÜBERLAUFROHR ø 34x395 mm

aus Kunststoff
für LINEA BLANCA GESCHIRRSPÜLER LC3800-LC4200



TUBO REBOSADERO ø 34x395 mm

en plástico
para LINEA BLANCA LAVAVAJILLAS LC3800-LC4200



LINEA BLANCA A040212



Adattabile per • Suitable for • Passend für • Adaptable

SAMMIC

3448270



TUBO TROPPOPIENO ø 26x105 mm

in plastica
per SAMMIC LAVASTOVIGLIE SL18-SL19



OVERFLOW PIPE ø 26x105 mm

in plastic
for SAMMIC DISHWASHER SL18-SL19



ÜBERLAUFROHR ø 26x105 mm

aus Kunststoff
für SAMMIC SPÜLMASCHINE SL18-SL19



TUBO REBOSADERO ø 26x105 mm

en plástico
para SAMMIC LAVAVAJILLAS SL18-SL19



SAMMIC 2306557

3448269



TUBO TROPPOPIENO ø 40x185 mm

in plastica
per SAMMIC LAVASTOVIGLIE SL20-SL21



OVERFLOW PIPE ø 40x185 mm

in plastic
for SAMMIC DISHWASHER SL20-SL21



ÜBERLAUFROHR ø 40x185 mm

aus Kunststoff
für SAMMIC SPÜLMASCHINE SL20-SL21



TUBO REBOSADERO ø 40x185 mm

en plástico
para SAMMIC LAVAVAJILLAS SL20-SL21



SAMMIC 2313206

3448271



TUBO TROPPOPIENO ø 40x395 mm

in plastica
per SAMMIC LAVASTOVIGLIE SU600S



OVERFLOW PIPE ø 40x395 mm

in plastic
for SAMMIC DISHWASHER SU600S



ÜBERLAUFROHR ø 40x395 mm

aus Kunststoff
für SAMMIC SPÜLMASCHINE SU600S



TUBO REBOSADERO ø 40x395 mm

en plástico
para SAMMIC LAVAVAJILLAS SU600S



SAMMIC 2310967



UNIVERBAR

3448137



TUBO TROPPOPIENO ø 28x106 mm

in plastica
per UNIVERBAR LAVASTOVIGLIE MINIBET-BET37-MINIBETD
BET37D-BET40-BET40D-ERGON-ERGOND-MIDI40-MIDI40D
SINCRO-SINCROD



OVERFLOW PIPE ø 28x106 mm

in plastic
for UNIVERBAR DISHWASHER MINIBET-BET37-MINIBETD
BET37D-BET40-BET40D-ERGON-ERGOND-MIDI40-MIDI40D
SINCRO-SINCROD



ÜBERLAUFROHR ø 28x106 mm

aus Kunststoff
für UNIVERBAR SPÜLMASCHINE MINIBET-BET37-MINIBETD
BET37D-BET40-BET40D-ERGON-ERGOND-MIDI40-MIDI40D
SINCRO-SINCROD



TUBO REBOSADERO ø 28x106 mm

de plástico
per UNIVERBAR LAVASTOVIGLIE MINIBET-BET37-MINIBETD
BET37D-BET40-BET40D-ERGON-ERGOND-MIDI40-MIDI40D
SINCRO-SINCROD

UNIVERBAR 1534

3448138



TUBO TROPPOPIENO ø 28x121 mm

in plastica
per UNIVERBAR LAVASTOVIGLIE MIDI50-MIDI50D-LOGOS
LOGOSD-OMEGA-OMEGAD-CASTA-BRAMA-ETRACR-ETRACF



OVERFLOW PIPE ø 28x120 mm

in plastic
for UNIVERBAR DISHWASHER MIDI50-MIDI50D-LOGOS
LOGOSD-OMEGA-OMEGAD-CASTA-BRAMA-ETRACR-ETRACF



ÜBERLAUFROHR ø 28x120 mm

aus Kunststoff
für UNIVERBAR SPÜLMASCHINE MIDI50-MIDI50D-LOGOS
LOGOSD-OMEGA-OMEGAD-CASTA-BRAMA-ETRACR-ETRACF



TUBO REBOSADERO ø 28x120 mm

de plástico
per UNIVERBAR LAVASTOVIGLIE MIDI50-MIDI50D-LOGOS
LOGOSD-OMEGA-OMEGAD-CASTA-BRAMA-ETRACR-ETRACF

UNIVERBAR 2112

3448265



TUBO TROPPOPIENO ø 50x149 mm

in plastica
per UNIVERBAR LAVASTOVIGLIE COSMO-COMPACT



OVERFLOW PIPE ø 50x149 mm

in plastic
for UNIVERBAR DISHWASHER COSMO-COMPACT



ÜBERLAUFROHR ø 50x149 mm

aus Kunststoff
für UNIVERBAR SPÜLMASCHINE COSMO-COMPACT



TUBO REBOSADERO ø 50x149 mm

de plástico
para UNIVERBAR LAVAVAJILLAS COSMO-COMPACT

UNIVERBAR 1201

3448266



TUBO TROPPOPIENO ø 28x88 mm

in plastica
per UNIVERBAR LAVASTOVIGLIE MIX-TOP



OVERFLOW PIPE ø 28x88 mm

in plastic
for UNIVERBAR DISHWASHER MIX-TOP



ÜBERLAUFROHR ø 28x88 mm

aus Kunststoff
für UNIVERBAR SPÜLMASCHINE MIX-TOP



TUBO REBOSADERO ø 28x88 mm

de plástico
para UNIVERBAR LAVAVAJILLAS MIX-TOP

UNIVERBAR 3266



Adattabile per • Suitable for • Passend für • Adaptable

FAGOR

3501231

UGELLO RISCIAQUO INOX
 filetto passo M6
 per FI48/50/64/72/100/120-ECO120-MF120

STAINLESS STEEL RINSE JET
 thread pitch M6
 for FI48/50/64/72/100/120-ECO120-MF120

NACHSPÜLDÜSE AUS INOX
 Gewinde M6
 für FI48/50/64/72/100/120-ECO120-MF120

ROCIADOR ACLARADO INOX
 rosca paso M6
 para FI48/50/64/72/100/120-ECO120-MF120



FAGOR Z211903000

3501232

UGELLO RISCIAQUO
 per FI30

RINSE JET
 for FI30

NACHSPÜLDÜSE
 für FI30

ROCIADOR ACLARADO
 para FI30



FAGOR Z201905000

1186648

GUARNIZIONE ORM0050-20 SILICONE ROSSO
 guarnizione ø interno 5x2 mm

GASKET ORM0050-20 RED SILICON
 gasket internal ø 5x2 mm

DICHTUNG ORM0050-20 AUS ROTEM SILIKON
 Innen-ø 5x2 mm

JUNTA ORM0050-20 SILICONA ROJA
 junta ø interior 5x2 mm



3501233

MOLLA PER UGELLO

JET SPRING

FEDER FÜR DÜSE

MUELLE PARA TOBERA



FAGOR Z201906000

3501234

UGELLO LAVAGGIO

WASH JET

SPÜLDÜSE

ROCIADOR LAVADO



FAGOR Z400709000

3501235

MOLLA PER UGELLO

JET SPRING

FEDER FÜR DÜSE

MUELLE PARA TOBERA



FAGOR Z400711000



JEMI

3501152

 TAPPO UGELLO LAVAGGIO ø 5 mm

 WASH ARM JET CAP ø 5 mm

JEMI 4032001

 ENDKAPPE FÜR SPÜLDÜSE ø 5 mm

 TAPÓN TOBERA LAVADO ø 5 mm



3501144

 ELICA LAVAGGIO ø 5 mm BIANCO

 ø 5 mm WHITE WASH PROPELLER

JEMI 4051003

 WASCHDRALLER ø 5 mm WEISS

 HÉLICE LAVADO ø 5 mm BLANCO



3501154

 UGELLO RISCIAQUO SUPERIORE
per JEMI LAVASTOVIGLIE GS3-GS4/2-GS8/2-GS9

 UPPER RINSE JET
for JEMI DISHWASHER GS3-GS4/2-GS8/2-GS9

JEMI 0843010

 NACHSPÜLDÜSE OBEN
für JEMI SPÜLMASCHINE GS3-GS4/2-GS8/2-GS9

 ROCIADOR ACLARADO SUPERIOR
para JEMI LAVAVAJILLAS GS3-GS4/2-GS8/2-GS9





3501153

 SPIRALE RISCIAQUO SUPERIORE

 TOP RINSE JET

JEMI 4032040

 NACHSPÜLDÜSE OBEN

 ESPIRAL ACLARADO SUPERIOR



3501171

 GUARNIZIONE UGELLO 14x10x2 mm

 14x10x2 mm NOZZLE GASKET

JEMI 2510010

 DICHTUNG FÜR DÜSE 14x10x2 mm

 JUNTA TOBERA 14x10x2 mm



3501174

 UGELLO RISCIAQUO

 RINSE JET

JEMI 0841040

 NACHSPÜLDÜSE

 ROCIADOR ACLARADO





Adattabile per • Suitable for • Passend für • Adaptable

3501172



TAPPO UGELLO LAVAGGIO ø 6 mm GRIGIO



WASH ARM JET CAP ø 6 mm GRIGIO

JEMI 4032002



ENDKAPPE FÜR SPÜLDÜSE ø 6 mm GRAU



TAPÓN TOBERA LAVADO ø 6 mm GRIS



3501173



ELICA LAVAGGIO



WASH PROPELLER

JEMI 4051002



WASCHDRALLER



HÉLICE LAVADO



3501175



SPIRALE RISCIAQUO



RINSE SPIRAL INSERT

JEMI 0832006



NACHSPÜLDÜSE



ESPIRAL ACLARADO



3501178



CAPPELLOTTO RISCIAQUO

per JEMI LAVASTOVIGLIE GS2-GS6-GS6AF-GS7-GS18-GS19
GS20-GS30-GS82-GS83-GS100-GS102-GSP45



RINSE JET CAP

for JEMI DISHWASHER GS2-GS6-GS6AF-GS7-GS18-GS19
GS20-GS30-GS82-GS83-GS100-GS102-GSP45

JEMI 0843007



NACHSPÜLDÜSENKAPPE

für JEMI SPÜLMASCHINE GS2-GS6-GS6AF-GS7-GS18-GS19
GS20-GS30-GS82-GS83-GS100-GS102-GSP45



TAPÓN ACLARADO

para JEMI LAVAVAJILLAS GS2-GS6-GS6AF-GS7-GS18-GS19
GS20-GS30-GS82-GS83-GS100-GS102-GSP45



3501179



TAPPO UGELLO LAVAGGIO ø 5 mm BIANCO



WASH ARM JET CAP ø 5 mm WHITE

JEMI 4032119



ENDKAPPE FÜR SPÜLDÜSE ø 5 mm WEISS



TAPÓN TOBERA LAVADO ø 5 mm BLANCO



3501184



ELICA LAVAGGIO



WASH PROPELLER

JEMI 4032122



WASCHDRALLER



HÉLICE LAVADO





LINEA BLANCA - TORNADO

3501195



ELICA LAVAGGIO ø 25 mm

ø foro interno 3 mm

per LINEA BLANCA LAVASTOVIGLIE LC140-LC1500



WASH PROPELLER ø 25 mm

hole internal ø 3 mm

for LINEA BLANCA DISHWASHER LC140-LC1500



WASCHDRALLER ø 25 mm

Innenloch ø 3 mm

für LINEA BLANCA GESCHIRRSPÜLER LC140-LC1500



HÉLICE LAVADO ø 25 mm

ø foro interior 3 mm

para LINEA BLANCA LAVAVAJILLAS LC140-LC1500



LINEA BLANCA A040178

3501196



ELICA LAVAGGIO ø 25 mm

ø foro interno 4 mm

per LINEA BLANCA LAVASTOVIGLIE LC80-LC140-LC1000
LC1500-LC1700



WASH PROPELLER ø 25 mm

hole internal ø 4 mm

for LINEA BLANCA DISHWASHER LC80-LC140-LC1000
LC1500-LC1700



WASCHDRALLER ø 25 mm

Innenloch ø 4 mm

f. LINEA BLANCA GESCHIRRSPÜLER LC80-LC140-LC1000
LC1500-LC1700



HÉLICE LAVADO ø 25 mm

ø foro interior 4 mm

para LINEA BLANCA LAVAVAJILLAS LC80-LC140-LC1000
LC1500-LC1700



LINEA BLANCA A040179

3501197



GHIERA UGELLO LAVAGGIO

per LINEA BLANCA LAVASTOVIGLIE LC80-LC140-LC1000
LC1500-LC1700-LC2000-LC2300-LC2300TR-LC2600-LC2800
LC3800-LC4200



WASH JET RING NUT

for LINEA BLANCA DISHWASHER LC80-LC140-LC1000
LC1500-LC1700-LC2000-LC2300-LC2300TR-LC2600-LC2800
LC3800-LC4200



RING FÜR WASCHDÜSE

für LINEA BLANCA GESCHIRRSPÜLER LC80-LC140-LC1000
LC1500-LC1700-LC2000-LC2300-LC2300TR-LC2600-LC2800
LC3800-LC4200



CERCO ROCIADOR LAVADO

para LINEA BLANCA LAVAVAJILLAS LC80-LC140-LC1000
LC1500-LC1700-LC2000-LC2300-LC2300TR-LC2600-LC2800
LC3800-LC4200



LINEA BLANCA A040201

SAMMIC

3501238



UGELLO RISCIAQUO M10 0,5 l/min

per SAMMIC LAVASTOVIGLIE



RINSE JET M10 0.5 L/min

for SAMMIC DISHWASHER



NACHSPÜLDÜSE M10 0,5 l/min

für SAMMIC SPÜLMASCHINE



ROCIADOR ACLARADO M10 0,5 l/min

para SAMMIC LAVAVAJILLAS



SAMMIC 2311569



Adattabile per • Suitable for • Passend für • Adaptable

1526001



VALVOLA ANTIRIFLUSSO ø 40 mm

a membrana - uscite ø 12 mm
per UNIVERBAR LAVASTOVIGLIE MINIBETD-BET37D-BET40D
ERGOND-MIDI40D-SINCROD-MIDI50D-LOGOSD-OMEGAD



NON-RETURN VALVE ø 40 mm

diaphragm - outlets ø 12 mm
for UNIVERBAR DISHWASHER MINIBETD-BET37D-BET40D
ERGOND-MIDI40D-SINCROD-MIDI50D-LOGOSD-OMEGAD



RÜCKFLUSSVERHINDERUNGSVENTIL ø 40 mm

Membranventil - Ausgänge ø 12 mm
für UNIVERBAR SPÜLMASCHINE MINIBETD-BET37D-BET40D
ERGOND-MIDI40D-SINCROD-MIDI50D-LOGOSD-OMEGAD



VÁLVULA ANTI-REFLUJO ø 40 mm

a membrana - salidas ø 12 mm
para UNIVERBAR LAVAVAJILLAS MINIBETD-BET37D-BET40D
ERGOND-MIDI40D-SINCROD-MIDI50D-LOGOSD-OMEGAD



UNIVERBAR 4220

1526503



VALVOLA ANTIRIFLUSSO ø 40 mm

a sfera - uscite ø 12 mm



NON-RETURN VALVE ø 40 mm

ballcock - outlets ø 12 mm



RÜCKFLUSSVERHINDERUNGSVENTIL ø 40 mm

Kugelventil - Ausgänge ø 12 mm



VÁLVULA ANTI-REFLUJO ø 40 mm

a esfera - salidas ø 12 mm



FAGOR Z231105000

FAGOR Z231106000

JEMI 1009282

UNIVERBAR 4221





Codici ricerca rapida • Einfachere Suche
Quick search code • Códigos búsqueda rápida

1186192	103	3055537	18	3090078	104	3122169	40	3160355	55	3221451	83
1186236	63	3055538	18	3090089	29	3122183	34	3160356	56		
1186304	68	3055539	18	3090107	28	3122211	38	3160357	55	3222005	78
1186318	8	3055610	16	3090130	27	3122287	42	3160358	57	3222007	78
1186346	60			3090131	28	3122295	45	3160359	58	3222008	78
1186362	68	3057060	20	3090135	28	3122296	36	3160360	58	3222009	78
1186475	63	3057074	20	3090144	26	3122297	41	3160361	58		
1186611	65	3057126	19	3090150	29	3122307	40	3160362	56	3240119	98
1186621	65	3057127	19	3090158	29	3122308	42	3160363	56	3240138	99
1186903	60	3057216	19	3090159	27	3122309	41	3160364	56	3240139	100
		3057242	19	3090160	26	3122315	34	3160365	57	3240213	99
1319210	76	3057243	19	3090161	30	3122332	33	3160366	57	3240216	101
		3057245	21	3090163	29	3122376	35	3160367	57	3240246	98
1348814	103	3057246	21	3090164	29	3122405	32	3160368	58	3240247	98
		3057247	21	3090174	26	3122406	39			3240407	101
1351006	203	3057248	20			3122470	42	3186012	60	3240410	98
		3057249	20	3094004	25	3122473	45	3186013	63	3240501	111
1526001	261			3094005	25	3122474	45	3186014	60	3240799	100
1526503	261	3060040	8	3094006	25	3122475	46	3186244	68	3240817	112
		3060042	9			3122476	46	3186271	33	3240818	112
1528030	104	3060043	9	3120000	53	3122477	48	3186286	66	3240819	111
		3060044	9	3120005	52	3122478	47	3186290	60	3240820	98
3024044	7	3060045	9	3120007	52	3122479	48	3186329	61	3240823	111
3024045	7	3060069	10	3120015	53	3122481	49	3186330	61	3240824	111
3024046	7	3060091	8	3120016	53	3122482	50	3186331	61	3240826	112
3024047	7	3060092	8	3120017	53	3122483	50	3186332	61	3240827	99
		3060093	8	3120019	54	3122484	47	3186333	61	3240828	99
3053181	12	3060094	9	3120021	54	3122485	49	3186334	61	3240974	101
3053182	12	3060095	11	3120022	54	3122488	32	3186335	61		
3053183	12	3060096	10	3120037	53	3122489	35	3186336	62	3241123	97
3053366	12	3060097	10	3120201	53	3122490	43	3186338	62	3241704	97
3053367	12	3060098	10	3120202	53	3122491	44	3186339	62	3241705	97
3053368	13	3060099	10	3120203	53	3122492	44	3186458	66	3241706	97
3053369	13	3060608	28	3120204	54	3122564	51	3186606	62		
3053370	13			3120404	52	3122566	51	3186860	62	3242525	96
3053371	13	3063018	25	3120405	52	3122567	51			3242526	96
3053372	13			3120407	52	3122570	38	3187014	59	3242527	70
3053373	14	3066020	23			3122571	32			3242528	70
3053374	14	3066023	23	3122019	34	3122572	32	3221013	82		
3053375	14	3066024	23	3122020	34	3122573	36	3221025	79	3243386	175
3053376	14	3066025	23	3122021	34	3122575	38	3221101	79	3243906	113
				3122024	31	3122576	37	3221110	83	3243907	113
3055010	17	3067002	24	3122026	31	3122577	39	3221135	79	3243908	113
3055030	15	3067005	24	3122027	35	3122578	63	3221146	82	3243909	114
3055047	15	3067006	24	3122038	33	3122579	50	3221147	82	3243910	114
3055054	15	3067300	24	3122040	33	3122580	42	3221150	82	3243911	114
3055231	18			3122042	33	3122581	40	3221440	80	3243912	115
3055376	15	3068008	22	3122043	31	3122582	43	3221441	80	3243913	115
3055451	17	3068010	22	3122045	31	3122583	46	3221442	80	3243914	115
3055452	17	3068014	22	3122047	31			3221443	80	3243915	116
3055483	18	3068016	22	3122058	33	3160191	56	3221444	80	3243916	116
3055502	16	3068024	22	3122077	40	3160192	57	3221445	81		
3055532	15			3122080	41	3160196	55	3221446	81	3247011	110
3055533	16	3090003	28	3122105	49	3160197	55	3221447	79	3247016	110
3055534	16	3090017	27	3122110	48	3160350	58	3221448	81	3247018	110
3055535	17	3090040	26	3122161	43	3160353	27	3221449	83		
3055536	17	3090044	27	3122166	36	3160354	55	3221450	83	3248065	86



3248066	86	3313047	182	3320071	194	3351158	202	3399094	231	3448264	254
3248069	86			3320109	192	3351208	233	3399095	232	3448265	256
3248085	87	3315036	188	3320111	190	3351211	233	3399096	232	3448266	256
3248086	88	3315037	188	3320116	190	3351220	233	3399097	231	3448267	253
3248087	88	3315100	188	3320117	190			3399098	231	3448268	254
3248088	88	3315106	188	3320118	191	3355176	220	3399099	231	3448269	255
3248089	88			3320170	191	3355292	220	3399100	232	3448270	255
3248090	89	3316012	186	3320171	191	3355418	221	3399101	230	3448271	255
3248091	89	3316040	187	3320172	193	3355481	222				
3248092	87	3316041	187	3320173	192	3355585	214	3441033	235	3449001	246
3248106	84	3316042	187	3320174	192	3355587	215	3441053	235	3449025	247
3248107	84	3316060	64	3320175	193	3355627	215	3441067	235	3449026	247
3248108	84	3316064	183			3355641	215	3441072	237	3449034	247
3248109	84	3316069	185	3322129	194	3355655	205	3441073	236	3449055	246
3248110	85	3316070	66	3322205	197	3355977	207	3441074	236	3449106	247
3248111	85	3316075	186	3322207	198	3355978	207	3441075	227	3449451	251
3248112	85	3316078	66	3322208	97	3355979	207	3441076	237	3449453	247
3248148	85	3316079	186	3322251	194	3355992	221			3449455	251
3248149	85	3316080	185	3322252	195	3355993	222	3443056	244		
3248150	86	3316085	184	3322253	195	3355994	223	3443067	244	3450026	248
3248151	87	3316099	184	3322254	195	3355995	223	3443068	244	3450028	248
3248152	87	3316100	185	3322255	195	3355996	211	3443069	245	3450032	248
3248153	91	3316104	66	3322277	199	3355997	212			3450129	248
3248154	90	3316105	184	3322279	196	3355998	212	3444004	242	3450135	249
3248155	90	3316106	183	3322280	196	3355999	212	3444008	242	3450137	248
3248156	91	3316107	183	3322281	196			3444179	241	3450138	249
3248157	90	3316147	186	3322282	200	3389022	224	3444197	243	3450139	249
3248158	92	3316148	184	3322283	200			3444246	243	3450140	249
3248159	91	3316149	184	3322284	200	3390210	224	3444361	241	3450141	249
3248160	92			3322285	197	3390244	224	3444571	240	3450142	248
3248161	92	3319012	77	3322286	197	3390250	224	3444572	240	3450143	251
3248162	93	3319091	77	3322287	198			3444573	240	3450236	250
3248163	91	3319225	72	3322288	199	3398004	227	3444607	245	3450621	250
3248164	95	3319226	73	3322289	199	3398045	226	3444609	245	3450651	250
3248165	93	3319346	73	3322290	199	3398048	226	3444763	241		
3248166	94	3319438	71			3398049	108	3444839	242	3455001	212
3248167	86	3319439	71	3341057	202	3398053	226			3455002	210
3248168	89	3319440	71			3398054	226	3445263	227	3455003	209
		3319441	72	3346176	70	3398056	225	3445273	227	3455004	211
3250075	107	3319442	75	3346177	70	3398057	225			3455005	209
3250080	107	3319443	75			3398080	226	3446034	238	3455007	209
3250085	108	3319447	76	3349092	201	3398081	225	3446140	238	3455008	216
3250086	108	3319448	73	3349093	201	3398082	225	3446555	233	3455009	217
3250171	106	3319449	72	3349097	201			3446561	234	3455010	217
3250172	106	3319450	74	3349098	201	3399081	228	3446583	234	3455011	219
3250173	106	3319458	74			3399082	228			3455012	217
3250174	106	3319459	74	3351004	203	3399083	228	3448137	256	3455013	218
3250175	108	3319460	74	3351018	204	3399084	228	3448138	256	3455014	218
3250176	109	3319462	76	3351019	204	3399085	229	3448181	253	3455015	219
3250177	109	3319469	73	3351029	204	3399086	229	3448182	253	3455016	218
3250178	107	3319622	71	3351030	202	3399087	229	3448183	253	3455017	219
3250179	107	3319928	75	3351032	203	3399088	230	3448188	254		
3250180	107	3319951	72	3351033	204	3399089	230	3448189	254	3456001	239
3250181	109	3319968	71	3351034	203	3399090	229	3448226	252	3456002	239
				3351035	203	3399091	228	3448227	252	3456003	239
3313037	182	3320003	191	3351036	202	3399092	229	3448228	252	3456004	239
3313042	182	3320069	190	3351039	202	3399093	230	3448263	252	3456005	239



Codici ricerca rapida • Einfachere Suche
Quick search code • Códigos búsqueda rápida

		3743091	142	3743410	134	3743467	126	3755949	208
3501144	258	3743092	128	3743411	135	3743468	126		
3501152	258	3743093	128	3743412	136	3743469	126	3786166	62
3501153	258	3743094	146	3743413	137	3743470	126	3786167	63
3501154	258	3743095	150	3743414	138	3743471	126	3786168	63
3501171	64	3743096	148	3743415	139	3743472	127	3786169	67
3501172	259	3743097	146	3743416	140	3743473	127	3786181	68
3501173	259	3743098	142	3743417	141	3743474	127	3786182	59
3501174	258	3743099	142	3743418	142	3743475	127	3786183	69
3501175	259	3743100	144	3743419	144	3743476	127	3786184	64
3501178	259	3743101	67	3743420	166	3743477	128	3786185	64
3501179	259	3743102	143	3743421	169	3743478	128	3786186	64
3501184	259	3743105	145	3743422	172	3743479	128	3786187	64
3501195	148	3743187	116	3743423	174	3743480	143	3786188	65
3501196	142	3743198	117	3743424	176	3743481	157	3786189	67
3501197	142	3743211	116	3743425	179	3743482	146	3786190	67
3501230	122	3743285	116	3743426	180	3743483	150	3786191	67
3501231	257	3743286	117	3743427	166	3743484	148		
3501232	257	3743287	117	3743428	170	3743485	157	9014042	100
3501233	257	3743288	117	3743429	166	3743486	158	9014132	81
3501234	257	3743289	117	3743430	168	3743487	159		
3501235	257	3743290	117	3743431	175	3743488	160	9063001	25
3501238	260	3743291	119	3743432	179	3743489	161		
		3743292	120	3743433	175	3743490	162	9240056	101
3528010	103	3743293	119	3743434	180	3743491	163		
3528023	105	3743378	165	3743435	178	3743492	163		
3528024	105	3743379	120	3743436	166	3743493	163		
3528025	105	3743380	118	3743437	175	3743494	163		
3528026	103	3743381	120	3743438	167	3743495	164		
3528027	103	3743382	118	3743439	173	3743496	165		
3528028	103	3743383	120	3743440	175	3743497	165		
3528029	103	3743384	118	3743441	177	3743498	164		
3528030	102	3743385	118	3743442	167	3743499	164		
3528031	102	3743386	120	3743443	166	3743500	165		
3528032	102	3743387	118	3743444	166	3743501	164		
3528033	104	3743388	118	3743445	167	3743502	164		
3528034	104	3743389	119	3743446	173	3743503	152		
3528035	59	3743390	120	3743447	167	3743504	155		
3528106	102	3743391	118	3743448	169				
3528111	102	3743392	121	3743449	167	3755003	211		
3528112	102	3743393	121	3743450	173	3755005	209		
3528213	104	3743394	121	3743451	168	3755007	211		
3528291	102	3743395	119	3743452	123	3755009	210		
		3743396	121	3743453	123	3755014	210		
3739009	246	3743397	121	3743454	123	3755035	213		
3739012	246	3743398	121	3743455	123	3755039	216		
		3743399	122	3743456	124	3755040	213		
3743075	122	3743400	119	3743457	124	3755044	214		
3743076	122	3743401	122	3743458	123	3755045	214		
3743083	129	3743402	122	3743459	124	3755046	216		
3743084	129	3743403	119	3743460	124	3755576	208		
3743085	157	3743404	163	3743461	125	3755577	208		
3743086	143	3743405	129	3743462	125	3755578	208		
3743087	129	3743406	130	3743463	125	3755579	205		
3743088	157	3743407	131	3743464	125	3755580	206		
3743089	143	3743408	132	3743465	124	3755581	206		
3743090	143	3743409	133	3743466	125	3755582	207		









